

**ROUILLARD**

WORKPLACE SAVOIR-FAIRE

**CHAIR**

Price list 2018



# TABLE OF CONTENTS

BY APPLICATION

Ergonomics	5
Mechanisms	6
Armrests	8
Other options	9

## MULTITASK

Lead	11
Lead Express	33
X2	37
FX	41
Rivo	45
Spyder	47
Urbex	61

## EXECUTIVE

Classic	57
---------	----

## CONFERENCE

Lead	11
Lead Express	33
X2	37
FX	41
Spyder	47
Classic	57
Urbex	61
Zoa	81
PLY	87
PLY PC	93
Lead V	97
Mia	103
Link	109

## GUEST

Lead	11
Spyder	47
Urbex	61
Ely	71
Shift	73
Tara	77
Zoa	81
Ply	87
Ply PC	93
Lead V	97
Vibe	101
Mia	103
Link	109
Dextra	115

## STOOL

Lead	11
Spyder	47
Tara	77
Zoa	81
Ply	87
Ply PC	93
Lead V	97
Vibe	101
Mia	103
Link	109
Dextra	115

## INTENSIVE USE

Urbex 24	68
Generation 24	69

Project registration form	123
Terms and conditions of sale	124

# TABLE OF CONTENTS

## BY COLLECTION

Ergonomics	5
Mechanisms	6
Armrests	8
Other options	9
Lead	11
Lead Express	33
X2	37
FX	41
Rivo	45
Spyder	47
Classic	57
Urbex	61
24 / Plus	67
Ely	71
Shift	73
Tara	77
Zoa	81
Ply	87
Ply PC	93
Lead V	97
Vibe	101
Mia	103
Link	109
Dextra	115
Twix	121
Project registration form	123
Terms and conditions of sale	124



# FEATURES OF A GOOD ERGONOMIC CHAIR

In addition to being comfortable, a good ergonomic chair should come with various standard adjustments to adapt to different body types.

## SEAT HEIGHT :

- Should be easily adjustable using a pneumatic adjustment lever.
- Should allow the user to comfortably rest his feet flat on the floor, keep his thighs horizontal and his forearms at the same height as the work surface or desk top without having to raise his shoulders.

## SEAT WIDTH AND DEPTH :

- The seat should be sufficiently wide and deep to comfortably support the user.
- An optional seat slider may be offered to adjust the depth of the chair seat.
- The front of the seat should be curved downward to create a space between the back of the knees and the seat.

## SEAT ANGLE :

- This option allows to adjust the seat angle in proportion with the backrest angle.

## LUMBAR SUPPORT :

- The backrest must provide comfortable support for the lower back.

## BACKREST CURVE, HEIGHT AND ANGLE :

- The backrest curve should hug the natural curve of the spine.
- The backrest angle and height should be adjustable when the backrest is not attached directly to the seat (one piece seat and back).

## ARMRESTS :

- Armrest height should be adjustable to support elbows and forearms so that the user does not have to lower or raise his shoulders (which should remain relaxed).
- Should be cushioned for better comfort and not interfere with the work surface.
- Their width and depth may be adjustable and may swivel.

## CHAIR SWIVEL :

- To allow the user to reach different parts of his work space without having to stretch or get up.

## QUALITY MATERIAL :

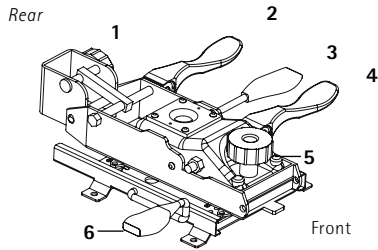
- Sufficiently dense and thick foam to provide optimal comfort for extended periods.
- Quality covering material that allows air flow between the chair and the user.
- Solid, sturdy structure that provides stable support for the user.



# MECHANISMS

## MULTIFUNCTION MECHANISMS

### PRG



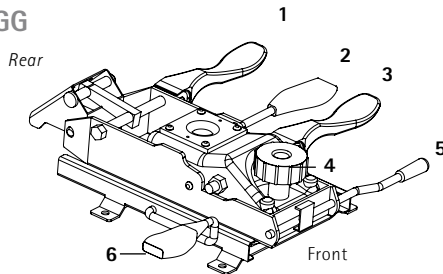
- |                               |                           |
|-------------------------------|---------------------------|
| 1 Backrest height             | 4 Infinite seat tilt lock |
| 2 Backrest angle              | 5 Tension adjustment      |
| 3 Pneumatic height (cylinder) | 6 Seat slider             |

AVAILABLE ON :

- Spyder
- Urbex

## MULTIFUNCTION MECHANISMS (RATCHET BACK)

### PGG

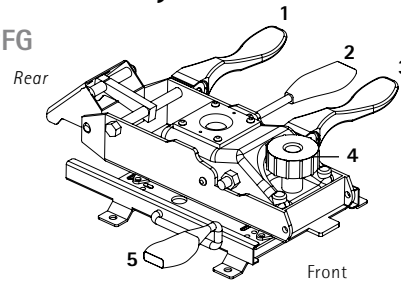


- 1 Backrest angle
- 2 Pneumatic height (cylinder)
- 3 Infinite seat tilt lock
- 4 Tension adjustment
- 5 Negative forward angle
- 6 Seat slider

AVAILABLE ON :

- Urbex 24
- Generation 24

### PFG



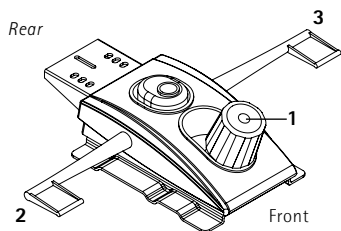
- 1 Backrest angle
- 2 Pneumatic height (cylinder)
- 3 Infinite seat tilt lock
- 4 Tension adjustment
- 5 Seat slider

AVAILABLE ON :

- LEAD Express
- LEAD

## SYNCHRO-TILT MECHANISMS

### P6

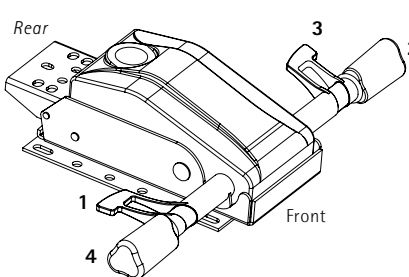


- 1 Tension adjustment
- 2 Infinite Backrest and seat 4 positions tilt-lock
- 3 Pneumatic height (cylinder)

AVAILABLE ON :

- |        |                |
|--------|----------------|
| - FX   | - LEAD Express |
| - X2   | - Spyder ST-SM |
| - LEAD |                |

### PZ



- 1 Seat slider
- 2 Tension adjustment
- 3 Pneumatic height (cylinder)
- 4 Infinite Backrest and seat 4 positions tilt-lock

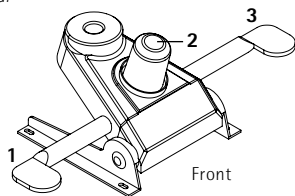
AVAILABLE ON :

- |      |                |
|------|----------------|
| - FX | - LEAD         |
| - X2 | - Spyder ST-SM |

**KNEE-TILT MECHANISM**

PD

Rear



- 1 Infinite backrest and seat 5 positions tilt lock
- 2 Tension adjustment
- 3 Pneumatic height (cylinder)

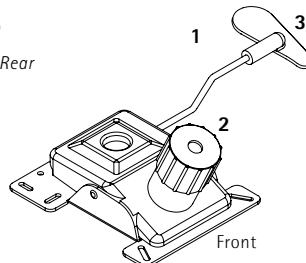
AVAILABLE ON :

- Classic - Lead Express
- FX - Lead
- X2 - Rivo

**CONFERENCE MECHANISM**

P5

Rear



- 1 Pneumatic height (cylinder)
- 2 Tension adjustment
- 3 Vertical seat tilt lock

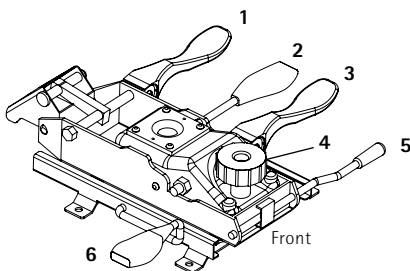
AVAILABLE ON :

- |          |                |         |
|----------|----------------|---------|
| - Dextra | - Ply          | - Shift |
| - Link   | - Zoa          | - Ely   |
| - Mia    | - Spyder SM ST | - Tara  |
| - FX     | - Urbex        | - Rivo  |
| - X2     | - Lead         |         |
|          | - Lead V       |         |

**MULTIFUNCTION MECHANISM INTENSIVE USE (24H AND 250 LBS TO 350 LBS)**

PE

Rear



- 1 Backrest angle
  - 2 Pneumatic height (cylinder)
  - 3 Infinite seat tilt-lock
  - 4 Tension adjustment
  - 5 Negative forward angle
  - 6 Seat slider
- Heavy duty mechanism blades

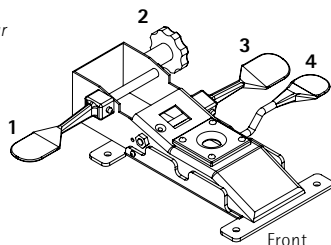
AVAILABLE ON :

- Urbex 24 - Generation 24

**STOOL MECHANISMS**

P2

Rear



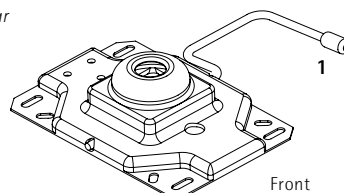
- 1 Backrest angle
- 2 Backrest height
- 3 Seat angle
- 4 Pneumatic height (cylinder)

AVAILABLE ON :

- Spyder SM ST
- LEAD
- Urbex

PO-P1

Rear



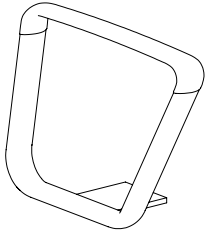
- 1 Pneumatic height (cylinder)

AVAILABLE ON :

- LEAD
- Classic
- Spyder SM ST

# ARMRESTS

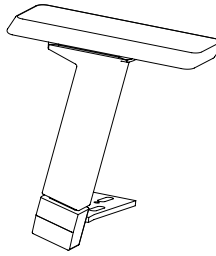
6



**DESCRIPTION :**  
 - Accoudoir fixe  
 - Disponible noir-chrome

**DISPONIBLE SUR :**  
 - FX - Lead  
 - X2 - Rivo  
 - Lead Express

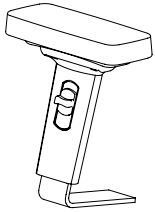
7



**DESCRIPTION :**  
 - Urethane armrest  
 - Height and width adjustable  
 - Back/front adjustable

**AVAILABLE ON :**  
 - Spyder - Lead  
 - FX - Urbex  
 - Lead Express - Rivo  
 - X2

B



**DESCRIPTION :**  
 - Urethane armrest  
 - Height and width adjustable  
 - Back/front adjustable  
 - Inward/outward adjustable  
 - Interior adjustable fit up to 15 1/2"

**AVAILABLE ON :**  
 - Spyder - Lead  
 - FX - Urbex  
 - Lead Express - Rivo  
 - X2

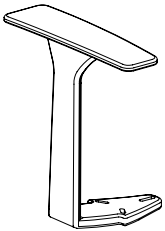
D



**DESCRIPTION :**  
 - Urethane armrest  
 - Height and width adjustable  
 - Inward armrest swivel  
 - Back/front adjustable  
 - Inward/outward adjustable

**AVAILABLE ON :**  
 - FX - Spyder - Rivo  
 - X2 - Urbex 24  
 - Urbex - Lead  
 - Generation 24 - Lead Express

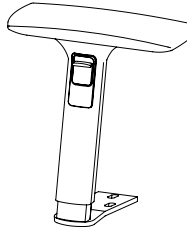
I



**DESCRIPTION :**  
 - Fixed plastic armrest

**AVAILABLE ON :**  
 - FX - Lead  
 - X2 - Lead V  
 - Spyder - Lead Express  
 - Urbex

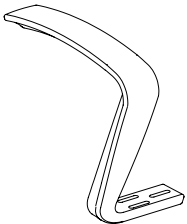
M



**DESCRIPTION :**  
 - Urethane armrest  
 - Height and width adjustable  
 - Inward/outward armrest swivel  
 - Back/front adjustable

**AVAILABLE ON :**  
 - FX - Urbex - Rivo  
 - X2 - Lead  
 - Spyder - Lead Express

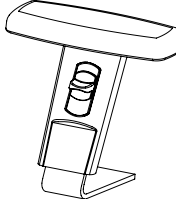
P



**DESCRIPTION :**  
 - Fixed urethane armrest

**AVAILABLE ON :**  
 - FX - Urbex  
 - X2 - Lead  
 - Lead V - Lead Express  
 - Spyder


R



**DESCRIPTION :**  
 - Fixed urethane armrest  
 - Height and width adjustable

**AVAILABLE ON :**  
 - FX - Lead  
 - X2 - Lead Express  
 - Spyder - Rivo  
 - Urbex

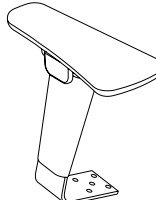
S



**DESCRIPTION :**  
 - Fixed urethane armrest

**AVAILABLE ON :**  
 - FX  
 - X2  
 - Urbex  
 - Lead  
 - Lead Express

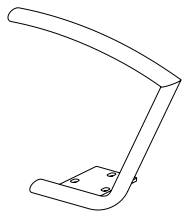
U



**DESCRIPTION :**  
 - Urethane armrest  
 - Height and width adjustable  
 - Back/front adjustable

**AVAILABLE ON :**  
 - Urbex 24  
 - Generation 24  
 - Rivo

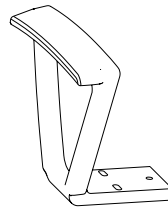
W



**DESCRIPTION :**  
 - Fixed armrest  
 - Available : Black - platinum - chrome

**AVAILABLE ON :**  
 - Classic - Urbex  
 - FX - Lead  
 - X2 - Lead V  
 - Lead Express - Rivo  
 - Spyder

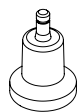
Z



**DESCRIPTION :**  
 - Fixed urethane armrest

**AVAILABLE ON :**  
 - FX  
 - X2  
 - Lead Express  
 - Spyder  
 - Generation 24  
 - Lead

## OTHER OPTIONS



Black glides, 2.5"  
 (set of 5)

ADD \$ 7

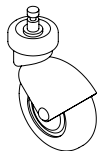


Heavy duty cylinder  
 (H.D. gas lift)  
 (3.5" and 5.5")  
 ADD \$ 31



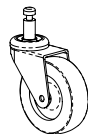
8" or 10" cylinder

ADD \$ 60



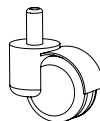
Darcor Casters  
 (set of 5)

ADD \$ 603



Grey concrete casters /  
 rubber casters (set of 5)

ADD \$ 81



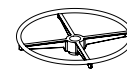
Hard floor casters  
 (set of 5)

ADD \$ 18



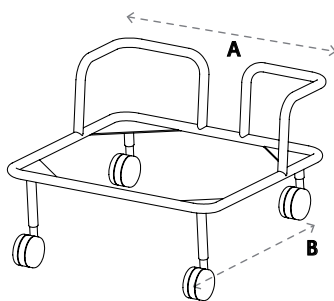
Articulated glide  
 (set of 4)

ADD \$ 21



Foot ring

ADD \$ 131



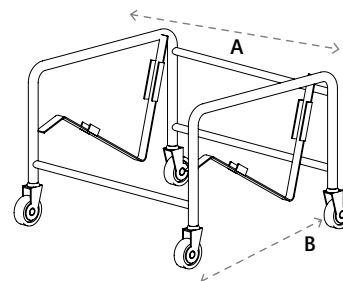
Dolly

**AVAILABLE ON :**  
 - Dextra - Ply  
 - Link - Zoa  
 - Mia

ADD \$ 488

Dolly dimension : A: 23"  
 B: 24"

Capacity : 10 chairs



Vibe Dolly

**AVAILABLE ON :**  
 - Vibe

ADD \$ 732

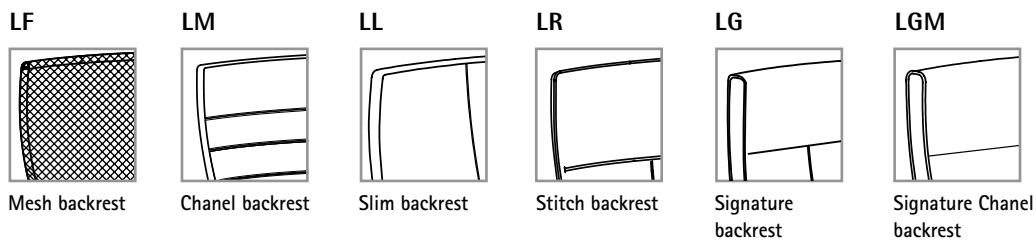
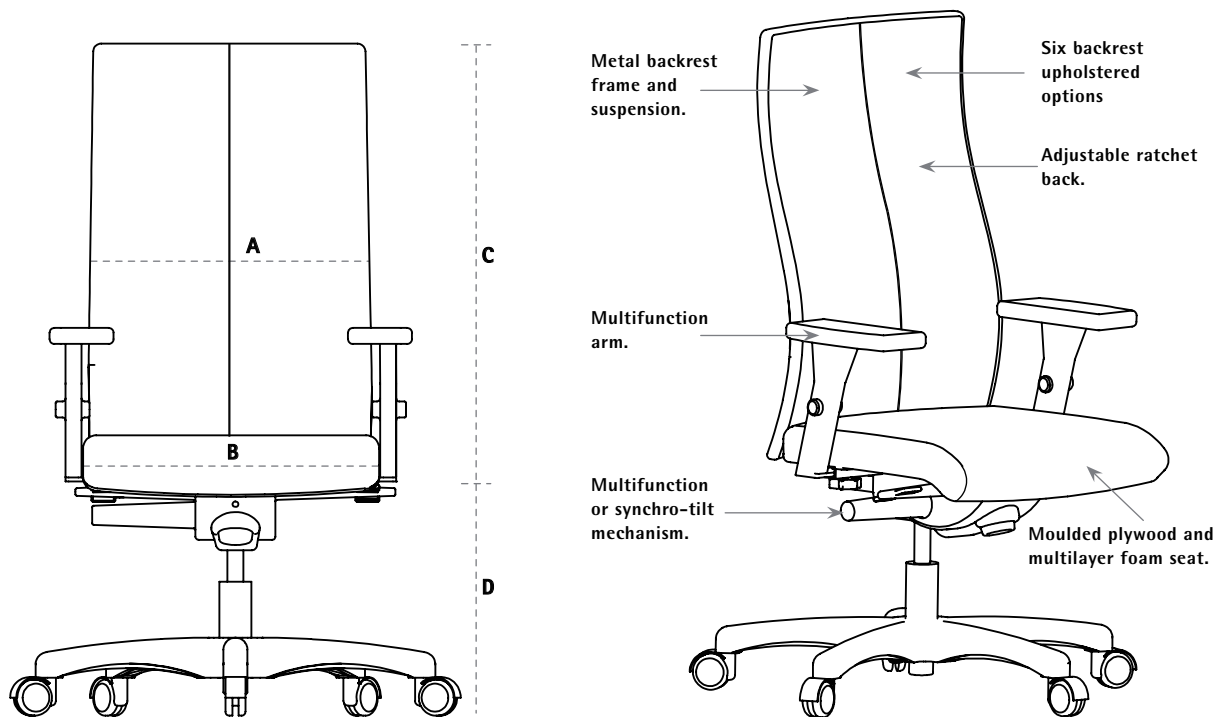
Dolly dimension : A: 26"  
 B: 30"

Capacity : 35 chairs

## FABRICS

Please refer to customer service to get the grade corresponding to the combination of the selected fabrics.  
 A \$ 50 upcharge will apply to the price of the resulting grade.





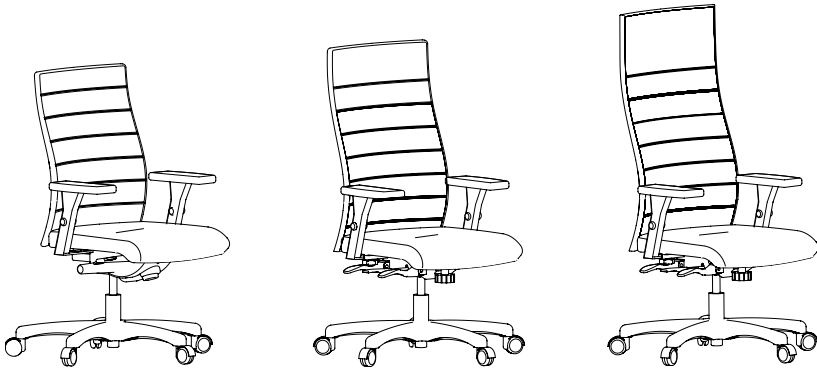
### DIMENSION (inches)

	A Backrest width	B Seat width	C Backrest height from seat	D Seat height from floor	E Functional seat depth	F Overall depth	Fabric (yds)	Leather (ft <sup>2</sup> )	Weight (lbs)	Cubic (ft <sup>3</sup> )
LM/LF/LL/LR50	18	18 1/2	19 1/2 - 22	17 - 20 1/2	17 1/2	26	1.40	26	49	16.77
LM/LF/LL/LR70	18	18 1/2	16 1/2	18	17 1/2	23 1/2	1.25	24	35	13.51
LM/LF/LL/LR71	18	18 1/2	16 1/2	18	17 1/2	23 1/2	1.25	24	35	13.51
LM/LF/LL/LR72	18	18 1/2	16 1/2	18	17 1/2	23 1/2	1.25	24	35	13.51
LM/LF/LL/LR73	18	18 1/2	16 1/2	18	17 1/2	24	1.25	24	35	13.51
LM/LF/LL/LR80	18	18 1/2	16 1/2	23 - 33	17 1/2	26	1.25	24	48	16.77
LM/LF/LL/LR/LG/LGM90	18	18 1/2	23 1/2 - 26	17-20 1/2	17 1/2	26	1.60	30	52	21.83
LM/LL/LR/LG/LGM92	18	18 1/2	28 1/2 - 31	17-20 1/2	17 1/2	26	1.65	32	55	21.83

\*\* For the mesh back model, less fabric is needed.

* LG/LGM50	1.60	30
* LG/LGM90	1.75	32
* LG/LGM92	2.10	38
** LF	0.70	14

# LEAD CHANNEL



**LM50**

**LM90**

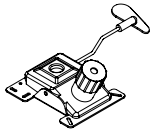
**LM92**

MODEL	CODE	MECHANISM	APPLICATION	Com/Col		PRICE / Grade						
				A	1	2	3	4	5	6	7	Leather
<b>Mid-back</b>												
<b>LM50</b>												
Fixed back	LM50N-P5	Swivel-tilt	Conference	685	723	761	799	837	913	989	1065	1396
Fixed back	LM50N-PD	Knee-tilt	Conference	782	820	858	896	935	1011	1087	1163	1494
Ratchet back	LM50N-PZ	Synchro-tilt	Task	842	880	918	957	995	1071	1147	1223	1554
Ratchet back	LM50N-P6	Synchro-tilt	Task	777	815	853	891	929	1005	1081	1157	1488
Ratchet back	LM50N-PFG	Multifunction with seat slider	Task	867	905	943	981	1019	1096	1172	1248	1578
<b>Intermediate-back</b>												
<b>LM90</b>												
Fixed back	LM90N-P5	Swivel-tilt	Conference	711	759	807	854	902	997	1092	1187	1571
Fixed back	LM90N-PD	Knee-tilt	Conference	809	856	904	951	999	1094	1189	1284	1669
Ratchet back	LM90N-PZ	Synchro-tilt	Task	869	916	964	1012	1059	1154	1249	1344	1729
Ratchet back	LM90N-P6	Synchro-tilt	Task	803	851	898	946	993	1088	1184	1279	1663
Ratchet back	LM90N-PFG	Multifunction with seat slider	Task	894	941	989	1036	1084	1179	1274	1369	1754
<b>High-back</b>												
<b>LM92</b>												
Fixed back	LM92N-PD	Knee-tilt	Conference	890	935	980	1025	1070	1159	1249	1339	1726
Ratchet back	LM92N-PZ	Synchro-tilt	Task	950	995	1040	1085	1130	1219	1309	1399	1786
Ratchet back	LM92N-P6	Synchro-tilt	Task	885	930	974	1019	1064	1154	1243	1333	1720
Ratchet back	LM92N-PFG	Multifunction with seat slider	Task	975	1020	1065	1110	1155	1244	1334	1424	1811
<b>OPTION</b>												
• Sleeve on W arm: only available in vinyl or leather				54	66	76	88	99	121	144	167	202

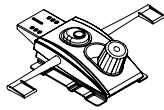
Prices above do not include arms



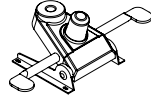
## MECHANISMS (see p. 4-5)



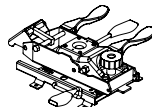
**P5**  
Swivel-tilt



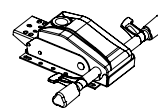
**P6**  
Synchro-tilt



**PD**  
Knee-tilt



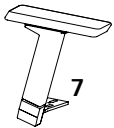
**PFG**  
Multifunction  
with seat slider



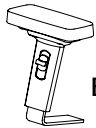
**PZ**  
Synchro-tilt  
with seat slider

## OPTIONS

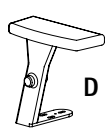
### ERGONOMIC ARM (see p. 6-7)



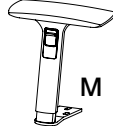
3 functions  
ADD \$ 146



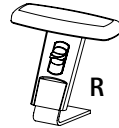
4 functions  
ADD \$ 172



5 functions  
ADD \$ 223



5 functions  
ADD \$ 159



2 functions  
ADD \$ 100

### FIXED ARM (see p. 6-7)



ADD \$ 67



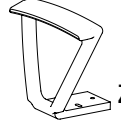
ADD \$ 51



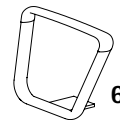
ADD \$ 69



ADD \$ 141  
WN: black  
WP: platinum  
WC: chrome



ADD \$ 228

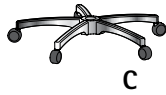


ADD \$ 120  
6N: black  
6C: chrome

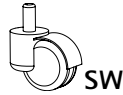
### OTHERS



Black base  
ADD \$ 0



Chrome base  
ADD \$ 99



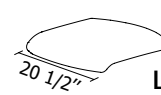
Hard floor  
caster  
ADD \$ 17



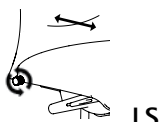
Shorter seat pan  
(-1'')  
ADD \$ 0



Narrow seat pan  
(-1 1/2'')  
ADD \$ 0  
(ND avec PFG)



Larger seat pan  
(20 1/2'')  
ADD \$ 63



Lumbar support  
ADD \$ 81




**Sleeve**  
(only with W-arm)  
• ADD: Price by grade

## CODIFICATION

LM92	N	D	PZ	SW	Hue Black
Model	Base color	Armrest	Mechanism	Option	Fabric

# LEAD CHANNEL



**LM70**

**LM71**

**LM72**

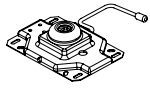
**LM73**

**LM80**

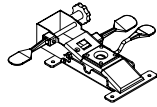
MODEL	CODE	MECHANISM BASE	APPLICATION	Com/Col				PRICE / Grade				
				A	1	2	3	4	5	6	7	Leather
<b>Low-back</b>												
<b>LM70</b>												
Fixed back	LM70N	Black, four legs	Guest	708	740	772	804	836	900	964	1028	1332
<b>LM71</b>												
Fixed back	LM71N	Black, four legs	Guest	756	788	820	852	884	948	1012	1076	1390
<b>LM72</b>												
Fixed back	LM72C	Chrome sled base	Guest	779	811	843	874	906	970	1034	1098	1416
<b>LM73</b>												
Fixed back	LM73C-P1	Chrome, four legs	Guest	907	939	971	1003	1035	1098	1162	1226	1570
<b>Stool</b>												
<b>LM80</b>												
Fixed back	LM80N-P1	Swivel	Stool	906	938	970	1002	1034	1098	1161	1225	1569
Adjustable back	LM80N-P2	Multifunction	Stool	1065	1097	1129	1160	1192	1256	1320	1384	1728
<b>OPTION</b>												
• Sleeve on W-arm: only available in vinyl or leather				56	68	79	90	102	125	149	172	208

Prices above do not include arms

## MECHANISMS (see p. 4-5)




**P1**  
Swivel



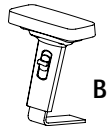
**P2**  
Stool multifunction

## OPTIONS

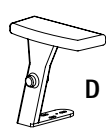
### ERGONOMIC ARM (N/A for LM70-71-72-73) (see p. 6-7)



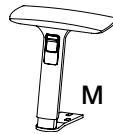
**7**  
3 functions  
ADD \$ 146



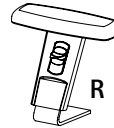
**B**  
4 functions  
ADD \$ 172



**D**  
5 functions  
ADD \$ 223



**M**  
5 functions  
ADD \$ 159

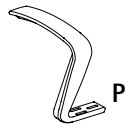


**R**  
2 functions  
ADD \$ 100


### FIXED ARM (see p. 6-7)



**I**  
ADD \$ 67



**P**  
ADD \$ 51



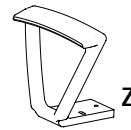
**S**  
ADD \$ 69



**V**  
ADD \$ 267  
(N/A for:  
LM70 LM71  
LM72)



**W**  
ADD \$ 141  
WN: black  
WP: platinum  
WC: chrome



**Z**  
ADD \$ 185  
(N/A for:  
LM70 LM71  
LM72)

### OTHERS



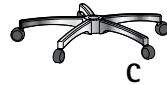
**P**  
Four legged  
platinum base  
ADD \$ 0




**N**  
Four legged  
black base  
ADD \$ 0



**N**  
Black base  
ADD \$ 0



**C**  
Chrome base  
ADD \$ 99



**SW**  
Hard floor  
caster  
ADD \$ 17

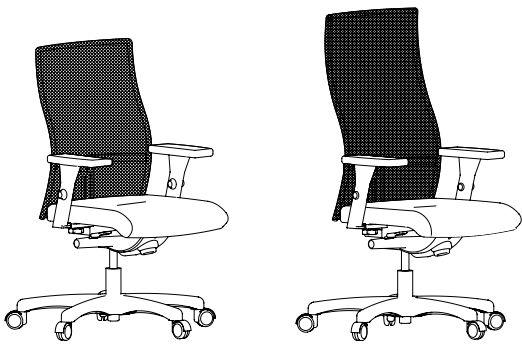


**Sleeve**  
(only with W-arm)  
• ADD: Price by grade

## CODIFICATION

LM80	N	S	P2	SW	Hue Black
Model	Base color	Armrest	Mechanism	Option	Fabric

# LEAD MESH



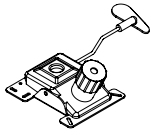
**LF50**

**LF90**

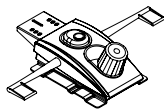
MODEL	CODE	MECHANISM	APPLICATION	Com/Col							Leather	
				A	1	2	3	4	5	6		7
<b>Mid-back</b>												
<b>LF50</b>												
Fixed back	LF50N-P5	Swivel-tilt	Conference	683	703	724	744	764	805	846	886	1127
Fixed back	LF50N-PD	Knee-tilt	Conference	781	801	821	842	862	903	943	984	1224
Ratchet back	LF50N-PZ	Synchro-tilt	Task	841	861	881	902	922	963	1003	1044	1284
Ratchet back	LF50N-P6	Synchro-tilt	Task	775	795	816	836	856	897	937	978	1218
Ratchet back	LF50N-PFG	Multifunction with seat slider	Task	866	886	906	927	947	987	1028	1069	1309
<b>Intermediate-back</b>												
<b>LF90</b>												
Fixed back	LF90N-P5	Swivel-tilt	Conference	698	718	738	759	779	820	860	901	1144
Fixed back	LF90N-PD	Knee-tilt	Conference	795	815	836	856	876	917	958	998	1241
Ratchet back	LF90N-PZ	Synchro-tilt	Task	855	875	896	916	936	977	1018	1058	1301
Ratchet back	LF90N-P6	Synchro-tilt	Task	789	810	830	850	871	911	952	993	1236
Ratchet back	LF90N-PFG	Multifunction with seat slider	Task	880	900	921	941	961	1002	1043	1083	1326
<b>OPTION</b>												
• Sleeve on W-arm: only available in vinyl or leather				54	66	76	88	99	121	144	167	202

Prices above do not include arms

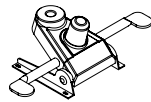
## MECHANISMS (see p. 4-5)



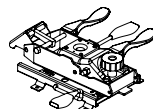
**P5**  
Swivel-tilt



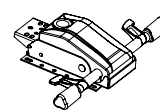
**P6**  
Synchro-tilt



**PD**  
Knee-tilt



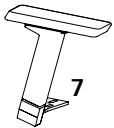
**PFG**  
Multifunction  
with seat slider



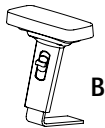
**PZ**  
Synchro-tilt  
with seat slider

## OPTIONS

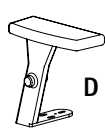
### ERGONOMIC ARM (see p. 6-7)



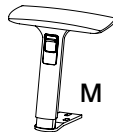
3 functions  
ADD \$ 146



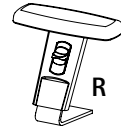
4 functions  
ADD \$ 172



5 functions  
ADD \$ 223



5 functions  
ADD \$ 159



2 functions  
ADD \$ 100

### FIXED ARM (see p. 6-7)



ADD \$ 67



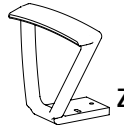
ADD \$ 51



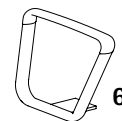
ADD \$ 69



ADD \$ 141  
WN: black  
WP: platinum  
WC: chrome

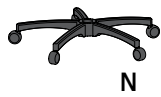


ADD \$ 228



ADD \$ 120  
6N: black  
6C: chrome

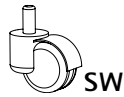
### OTHERS



Black base  
ADD \$ 0



Chrome base  
ADD \$ 99



Hard floor  
caster  
ADD \$ 17



(only with W-arm)  
• ADD:  
Price by grade



Shorter seat pan  
(-1'')  
ADD \$ 0



Narrow seat pan  
(-1 1/2'')  
ADD \$ 0  
(ND with PFG)



Larger seat pan  
(20 1/2'')  
ADD \$ 63

## CODIFICATION

LF50	N	D	PD	SW	Hue Black
Model	Base color	Armrest	Mechanism	Option	Fabric

# LEAD MESH



**LF70**

**LF71**

**LF72**

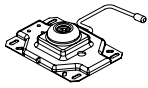
**LF73**

**LF80**

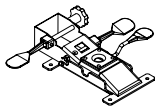
MODEL	CODE	MECHANISM BASE	APPLICATION	Com/Col				PRICE / Grade				
				A	1	2	3	4	5	6	7	Leather
<b>Low-back</b>												
<b>LF70</b>												
Fixed back	LF70N	Black, four legs	Guest	702	720	739	758	776	813	850	887	1122
<b>LF71</b>												
Fixed back	LF71N	Black, four legs on casters	Guest	752	770	789	807	826	863	900	937	1182
<b>LF72</b>												
Fixed back	LF72C	Chrome sled base	Guest	775	793	812	831	849	886	923	960	1210
<b>LF73</b>												
Fixed back	LF73C-P1	Chrome, four legs	Guest	908	926	945	963	982	1019	1056	1093	1369
<b>Stool</b>												
<b>LF80</b>												
Fixed back	LF80N-P1	Swivel	Stool	907	926	944	963	981	1018	1055	1093	1368
Adjustable back	LF80N-P2	Multifunction	Stool	1066	1084	1103	1121	1140	1177	1214	1251	1527
<b>OPTION</b>												
• Sleeve on W-arm: only available in vinyl or leather				54	66	76	88	99	121	144	167	202

Prices above do not include arms

## MECHANISMS (see p. 4-5)



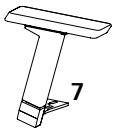
**P1**  
Swivel



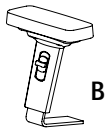
**P2**  
Stool multifunction

## OPTIONS

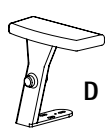
### ERGONOMIC ARM (N/A for LF70-71-72-73) (see p. 6-7)



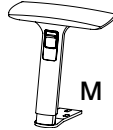
3 functions  
ADD \$ 146



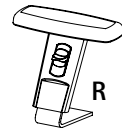
4 functions  
ADD \$ 172



5 functions  
ADD \$ 223



5 functions  
ADD \$ 159



2 functions  
ADD \$ 100


### FIXED ARM (see p. 6-7)



ADD \$ 67



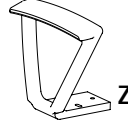
ADD \$ 51



ADD \$ 69



ADD \$ 142  
WN: black  
WP: platinum  
WC: chrome



ADD \$ 228  
(N/A for:  
LF70 LF71  
LF72)

### OTHERS



Four legged  
platinum base  
ADD \$ 0



Four legged  
black base  
ADD \$ 0



Black base  
ADD \$ 0



Chrome base  
ADD \$ 99



Hard floor  
caster  
ADD \$ 17

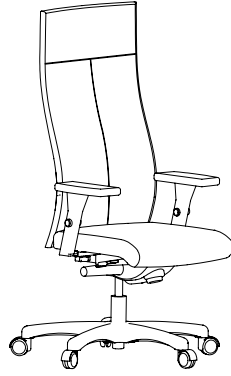
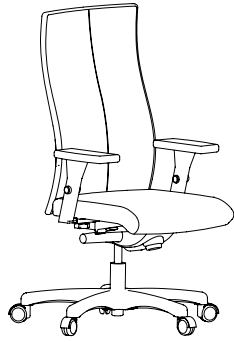
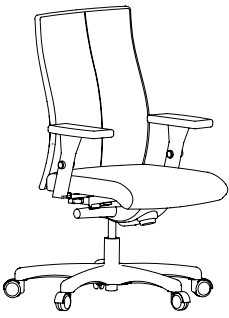


**Sleeve**  
(only with W-arm)  
• ADD: Price by grade

## CODIFICATION

LF80	N	S	P2	SW	Hue Black
Model	Base color	Armrest	Mechanism	Option	Fabric

# LEAD SLIM



**LL50**

**LL90**

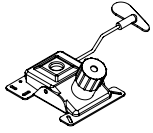
**LL92**

MODEL	CODE	MECHANISM	APPLICATION	Com/Col							Leather	
				A	1	2	3	4	5	6		7
<b>Mid-back</b>												
<b>LL50</b>												
Fixed back	LL50N-P5	Swivel-tilt	Conference	681	718	754	791	828	901	975	1048	1371
Fixed back	LL50N-PD	Knee-tilt	Conference	779	815	852	889	925	999	1072	1145	1468
Ratchet back	LL50N-PZ	Synchro-tilt	Task	839	875	912	949	985	1059	1132	1205	1528
Ratchet back	LL50N-P6	Synchro-tilt	Task	773	810	846	883	920	993	1066	1140	1463
Ratchet back	LL50N-PFG	Multifunction with seat slider	Task	864	900	937	974	1010	1084	1157	1230	1553
<b>Intermediate-back</b>												
<b>LL90</b>												
Fixed back	LL90N-P5	Swivel-tilt	Conference	694	733	772	812	851	930	1009	1088	1427
Fixed back	LL90N-PD	Knee-tilt	Conference	791	831	870	909	949	1027	1106	1185	1525
Ratchet back	LL90N-PZ	Synchro-tilt	Task	851	891	930	969	1009	1088	1166	1245	1585
Ratchet back	LL90N-P6	Synchro-tilt	Task	785	825	864	904	943	1022	1101	1179	1519
Ratchet back	LL90N-PFG	Multifunction with seat slider	Task	876	915	955	994	1034	1112	1191	1270	1610
<b>High-back</b>												
<b>LL92</b>												
Fixed back	LL92N-PD	Knee-tilt	Conference	876	917	958	999	1039	1121	1202	1284	1647
Ratchet back	LL92N-PZ	Synchro-tilt	Task	936	977	1018	1059	1099	1181	1262	1344	1707
Ratchet back	LL92N-P6	Synchro-tilt	Task	871	912	952	993	1034	1115	1197	1278	1642
Ratchet back	LL92N-PFG	Multifunction with seat slider	Task	961	1002	1043	1084	1124	1206	1287	1369	1732
<b>OPTION</b>												
• Sleeve on W-arm: only available in vinyl or leather				56	68	79	90	102	125	149	172	208

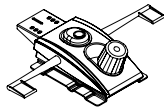
Prices above do not include arms



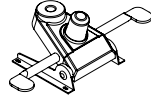
## MECHANISMS (see p. 4-5)



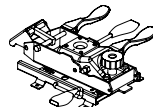
**P5**  
Swivel-tilt



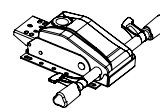
**P6**  
Synchro-tilt



**PD**  
Knee-tilt



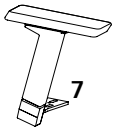
**PFG**  
Multifunction  
with seat slider



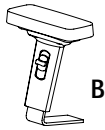
**PZ**  
Synchro-tilt  
with seat slider

## OPTIONS

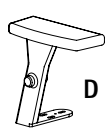
### ERGONOMIC ARM (see p. 6-7)



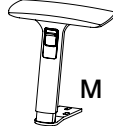
3 functions  
ADD \$ 146



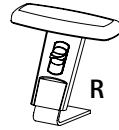
4 functions  
ADD \$ 172



5 functions  
ADD \$ 223



5 functions  
ADD \$ 159

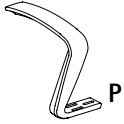


2 functions  
ADD \$ 100

### FIXED ARM (see p. 6-7)



ADD \$ 67



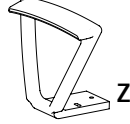
ADD \$ 51



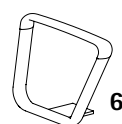
ADD \$ 69



ADD \$ 141  
WN: black  
WP: platinum  
WC: chrome



ADD \$ 185

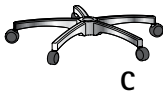


ADD \$ 120  
6N: black  
6C: chrome

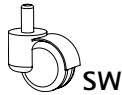
### OTHERS



**N**  
Black base  
ADD \$ 0



**C**  
Chrome base  
ADD \$ 99



**SW**  
Hard floor  
caster  
ADD \$ 17



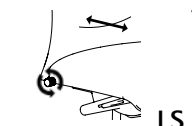
**C**  
Shorter seat pan  
(-1'')  
ADD \$ 0



**S**  
Narrow seat pan  
(-1 1/2'')  
ADD \$ 0  
(N/A for PFG)



**L**  
Larger seat pan  
(20 1/2'')  
ADD \$ 63



**LS**  
Lumbar support  
ADD \$ 81



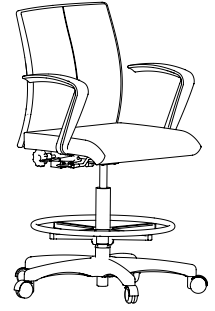

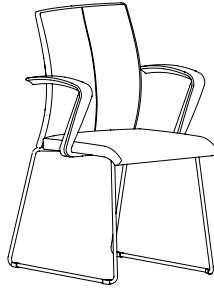
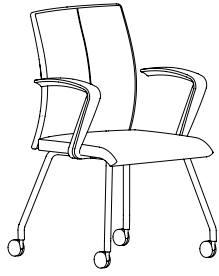

**Sleeve**  
(only with W-arm)

• ADD: Price by grade

## CODIFICATION

LL92	N	D	PZ	SW	Hue Black
Model	Base color	Armrest	Mechanism	Option	Fabric

# LEAD SLIM



**LL70**

**LL71**

**LL72**

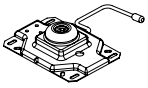
**LL73**

**LL80**

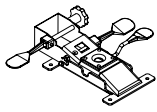
MODEL	CODE	MECHANISM BASE	APPLICATION	Com/Col				PRICE / Grade				
				A	1	2	3	4	5	6	7	Leather
<b>Low-back</b>												
<b>LL70</b>												
Fixed back	LL70N	Black, four legs	Guest	695	727	759	791	823	887	951	1014	1316
<b>LL71</b>												
Fixed back	LL71N	Black, four legs on casters	Guest	743	775	807	839	871	935	999	1063	1374
<b>LL72</b>												
Fixed back	LL72C	Chrome sled base	Guest	766	798	829	861	893	957	1021	1085	1401
<b>LL73</b>												
Fixed back	LL73C-P1	Chrome, four legs	Guest	894	926	958	990	1021	1085	1149	1213	1554
<b>Stool</b>												
<b>LL80</b>												
Fixed back	LL80N-P1	Swivel	Stool	893	925	957	989	1021	1085	1148	1212	1553
Adjustable back	LL80N-P2	Multifunction	Stool	1052	1084	1115	1147	1179	1243	1307	1371	1712
<b>OPTION</b>												
• Sleeve on W-arm: only available in vinyl or leather				54	66	76	88	99	121	144	167	202

Prices above do not include arms

## MECHANISMS (see p. 4-5)




**P1**  
Swivel



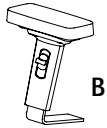
**P2**  
Stool multifunction

## OPTIONS

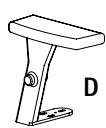
### ERGONOMIC ARM (N/A for LL70-71-72-73) (see p. 6-7)



3 functions  
ADD \$ 146



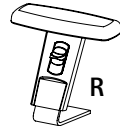
4 functions  
ADD \$ 172



5 functions  
ADD \$ 223



5 functions  
ADD \$ 159

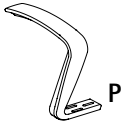


2 functions  
ADD \$ 100


### FIXED ARM (see p. 6-7)



ADD \$ 67



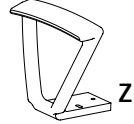
ADD \$ 51



ADD \$ 69



ADD \$ 141  
WN: black  
WP: platinum  
WC: chrome



ADD \$ 228  
(N/A for LL70,  
LL71, LL72)

### OTHERS



Four legged  
platinum base  
ADD \$ 0



Four legged  
black base  
ADD \$ 0



Black base  
ADD \$ 0



Chrome base  
ADD \$ 99



Hard floor  
caster  
ADD \$ 17



**Sleeve**  
(only with W-arm)

• ADD: Price by grade

## CODIFICATION

LL80	N	S	P2	SW	Hue Black
Model	Base color	Armrest	Mechanism	Option	Fabric

# LEAD STITCH



**LR50**

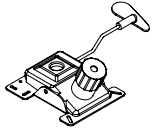
**LR90**

**LR92**

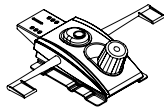
MODEL	CODE	MECHANISM	APPLICATION	Com/Col							Leather	
				A	1	2	3	4	5	6		7
<b>Mid-back</b>												
<b>LR50</b>												
Fixed back	LR50N-P5	Swivel-tilt	Conference	685	723	761	799	837	913	989	1065	1396
Fixed back	LR50N-PD	Knee-tilt	Conference	782	820	858	896	935	1011	1087	1163	1494
Ratchet back	LR50N-PZ	Synchro-tilt	Task	842	880	918	957	995	1071	1147	1223	1554
Ratchet back	LR50N-P6	Synchro-tilt	Task	777	815	853	891	929	1005	1081	1157	1488
Ratchet back	LR50N-PFG	Multifunction with seat slider	Task	867	905	943	981	1019	1096	1172	1248	1578
<b>Intermediate-back</b>												
<b>LR90</b>												
Fixed back	LR90N-P5	Swivel-tilt	Conference	711	759	807	854	902	997	1092	1187	1571
Fixed back	LR90N-PD	Knee-tilt	Conference	809	856	904	951	999	1094	1189	1284	1669
Ratchet back	LR90N-PZ	Synchro-tilt	Task	869	916	964	1012	1059	1154	1249	1344	1729
Ratchet back	LR90N-P6	Synchro-tilt	Task	803	851	898	946	993	1088	1184	1279	1663
Ratchet back	LR90N-PFG	Multifunction with seat slider	Task	894	941	989	1036	1084	1179	1274	1369	1754
<b>High-back</b>												
<b>LR92</b>												
Fixed back	LR92N-PD	Knee-tilt	Conference	890	935	980	1025	1070	1159	1249	1339	1726
Ratchet back	LR92N-PZ	Synchro-tilt	Task	950	995	1040	1085	1130	1219	1309	1399	1786
Ratchet back	LR92N-P6	Synchro-tilt	Task	885	930	974	1019	1064	1154	1243	1333	1720
Ratchet back	LR92N-PFG	Multifunction with seat slider	Task	975	1020	1065	1110	1155	1244	1334	1424	1811
<b>OPTION</b>												
• Sleeve on W-arm: only available in vinyl or leather				56	68	79	90	102	125	149	172	208

Prices above do not include arms

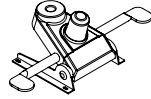
## MECHANISMS (see p. 4-5)



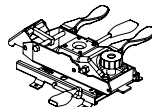
**P5**  
Swivel-tilt



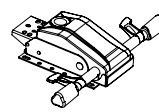
**P6**  
Synchro-tilt



**PD**  
Knee-tilt




**PFG**  
Multifunction  
with seat slider



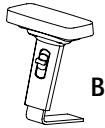
**PZ**  
Synchro-tilt  
with seat slider

## OPTIONS

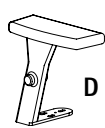
### ERGONOMIC ARM (see p. 6-7)



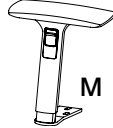
3 functions  
ADD \$ 146



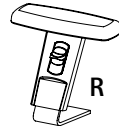
4 functions  
ADD \$ 172



5 functions  
ADD \$ 223



5 functions  
ADD \$ 159

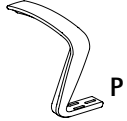


2 functions  
ADD \$ 100


### FIXED ARM (see p. 6-7)



ADD \$ 67



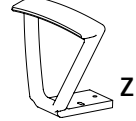
ADD \$ 51



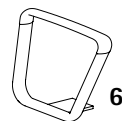
ADD \$ 69



ADD \$ 141  
WN: black  
WP: platinum  
WC: chrome

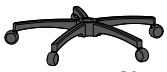


ADD \$ 228



ADD \$ 120  
6N: black  
6C: chrome

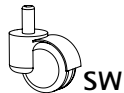
### OTHERS



Black base  
ADD \$ 0



Chrome base  
ADD \$ 99



Hard floor  
caster  
ADD \$ 17



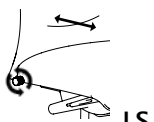
Shorter seat pan  
(-1'')  
ADD \$ 0



Narrow seat pan  
(-1 1/2'')  
ADD \$ 0  
(ND avec PFG)



Larger seat pan  
(20 1/2'')  
ADD \$ 63



Lumbar support  
ADD \$ 81

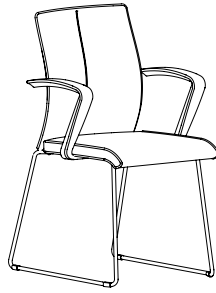


**Sleeve**  
(only with W-arm)  
• ADD: Price by grade

## CODIFICATION

LR50	N	D	PZ	SW	Hue Black
Model	Base color	Armrest	Mechanism	Option	Fabric

# LEAD STITCH



**LR70**

**LR71**

**LR72**

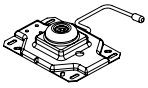
**LR73**

**LR80**

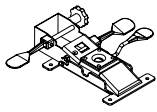
MODEL	CODE	MECHANISM BASE	APPLICATION	Com/Col				PRICE / Grade				
				A	1	2	3	4	5	6	7	Leather
<b>Low-back</b>												
<b>LR70</b>												
Fixed back	LR70N	Black, four legs	Guest	708	740	772	804	836	900	964	1028	1332
<b>LR71</b>												
Fixed back	LR71N	Black, four legs on casters	Guest	756	788	820	852	884	948	1012	1076	1390
<b>LR72</b>												
Fixed back	LR72C	Chrome sled base	Guest	779	811	843	874	906	970	1034	1098	1416
<b>LR73</b>												
Fixed back	LR73C-P1	Chrome, four legs	Guest	907	939	971	1003	1035	1098	1162	1226	1570
<b>Stool</b>												
<b>LR80</b>												
Fixed back	LR80N-P1	Swivel	Stool	906	938	970	1002	1034	1098	1161	1225	1569
Adjustable back	LR80N-P2	Multifunction	Stool	1065	1097	1129	1160	1192	1256	1320	1384	1728
<b>OPTION</b>												
• Sleeve on W-arm: only available in vinyl or leather				56	68	79	90	102	125	149	172	208

Prices above do not include arms

## MECHANISMS (see p. 4-5)




**P1**  
Swivel



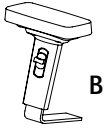
**P2**  
Stool multifunction

## OPTIONS

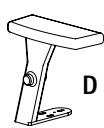
### ERGONOMIC ARM (N/A for LR70-71-72-73) (see p. 6-7)



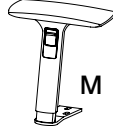
3 functions  
ADD \$ 146



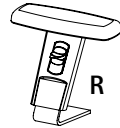
4 functions  
ADD \$ 172



5 functions  
ADD \$ 223



5 functions  
ADD \$ 159

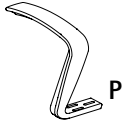


2 functions  
ADD \$ 100

### FIXED ARM (see p. 6-7)



ADD \$ 67



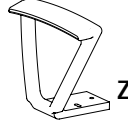
ADD \$ 51



ADD \$ 69



ADD \$ 141  
WN: black  
WP: platinum  
WC: chrome



ADD \$ 228  
(N/A for:  
LR70 LR71  
LR72)

### OTHERS



Four legged  
platinum base  
ADD \$ 0



Four legged  
black base  
ADD \$ 0



Black base  
ADD \$ 0



Chrome base  
ADD \$ 99



Hard floor  
caster  
ADD \$ 17

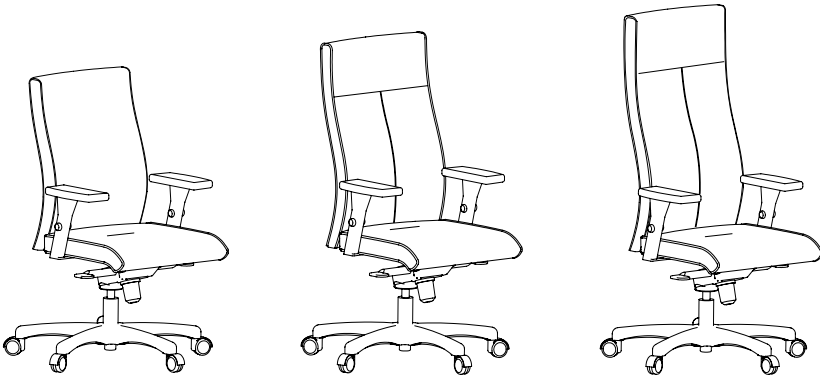


**Sleeve**  
(only with W-arm))  
• ADD: Price by grade

## CODIFICATION

LR80	N	D	P2	SW	Hue Black
Model	Base color	Armrest	Mechanism	Option	Fabric

# LEAD SIGNATURE

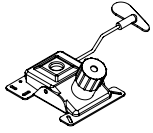


		LG50	LG90	LG92										
MODEL	CODE	MECHANISM	APPLICATION	Com/Col				PRICE / Grade						
				A	1	2	3	4	5	6	7	Leather		
<b>Mid-back</b>														
<b>LG50</b>														
Fixed back	LG50N-P5	Swivel-tilt	Conference	746	789	834	877	920	1007	1094	1181	1551		
Fixed back	LG50N-PD	Knee-tilt	Conference	843	807	930	974	1017	1104	1191	1278	1649		
Ratchet back	LG50N-PZ	Synchro-tilt	Task	903	947	990	1034	1077	1164	1251	1338	1709		
Ratchet back	LG50N-P6	Synchro-tilt	Task	878	881	925	968	1012	1099	1186	1272	1643		
Ratchet back	LG50N-PFG	Multifunction with seat slider	Task	928	972	1015	1059	1102	1189	1276	1363	1734		
<b>Intermediate-back</b>														
<b>LG90</b>														
Fixed back	LG90N-P5	Swivel-tilt	Conference	772	819	867	914	962	1057	1152	1247	1644		
Fixed back	LG90N-PD	Knee-tilt	Conference	869	917	964	1012	1059	1154	1249	1344	1741		
Ratchet back	LG90N-PZ	Synchro-tilt	Task	929	977	1024	1072	1119	1214	1309	1404	1801		
Ratchet back	LG90N-P6	Synchro-tilt	Task	785	828	871	915	958	1044	1131	1217	1578		
Ratchet back	LG90N-PFG	Multifunction with seat slider	Task	954	1002	1049	1097	1144	1239	1334	1429	1826		
<b>High-back</b>														
<b>LG92</b>														
Fixed back	LG92N-PD	Knee-tilt	Conference	995	1052	1110	1167	1224	1338	1452	1566	2036		
Ratchet back	LG92N-PZ	Synchro-tilt	Task	1055	1113	1170	1227	1284	1398	1512	1626	2096		
Ratchet back	LG92N-P6	Synchro-tilt	Task	990	1047	1104	1161	1218	1332	1446	1560	2031		
Ratchet back	LG92N-PFG	Multifunction with seat slider	Task	1080	1137	1194	1252	1309	1423	1537	1651	2121		
<b>OPTION</b>														
• Sleeve on W-arm: only available in vinyl or leather				56	68	79	90	102	125	149	172	208		

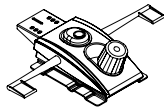
Prices above do not include arms



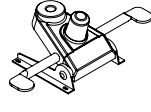
## MECHANISMS (see p. 4-5)



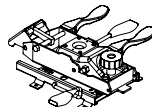
**P5**  
Swivel-tilt



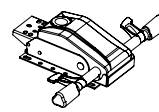
**P6**  
Synchro-tilt



**PD**  
Knee-tilt




**PFG**  
Multifunction  
with seat slider



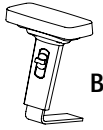
**PZ**  
Synchro-tilt  
with seat slider

## OPTIONS

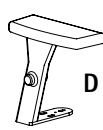
### ERGONOMIC ARM (see p. 6-7)



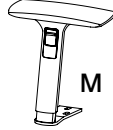
3 functions  
ADD \$ 146



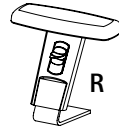
4 functions  
ADD \$ 172



5 functions  
ADD \$ 223



5 functions  
ADD \$ 159



2 functions  
ADD \$ 100


### FIXED ARM (see p. 6-7)



ADD \$ 67



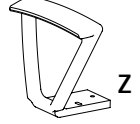
ADD \$ 51



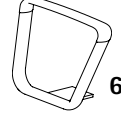
ADD \$ 69



ADD \$ 141  
WN: black  
WP: platinum  
WC: chrome

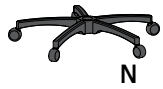


ADD \$ 228

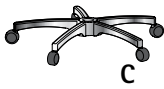


ADD \$ 120  
6N: black  
6C: chrome

## OTHERS



Black base  
ADD \$ 0



Chrome base  
ADD \$ 99



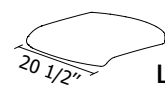
Hard floor  
caster  
ADD \$ 17



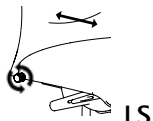
Shorter seat pan  
(-1'')  
ADD \$ 0



Narrow seat pan  
(-1 1/2'')  
ADD \$ 0  
(ND for PFG)



Larger seat pan  
(20 1/2'')  
ADD \$ 63



Lumbar support  
ADD \$ 81




**Sleeve**  
(only with W-arm)  
• ADD: Price by grade

## CODIFICATION

LG50	N	D	PZ	SW	Hue Black
Model	Base color	Armrest	Mechanism	Option	Fabric

# LEAD SIGNATURE CHANNEL

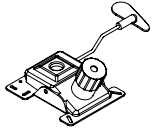


		LGM50	LGM90	LGM92										
MODEL	CODE	MECHANISM	APPLICATION	Com/Col				PRICE / Grade						
				A	1	2	3	4	5	6	7	Leather		
<b>Mid-back</b>														
<b>LGM50</b>														
Fixed back	LGM50N-P5	Swivel-tilt	Conference	765	809	852	896	939	1026	1113	1200	1574		
Fixed back	LGM50N-PD	Knee-tilt	Conference	863	906	950	993	1037	1123	1210	1297	1672		
Ratchet back	LGM50N-PZ	Synchro-tilt	Task	923	966	1010	1053	1097	1183	1270	1357	1732		
Ratchet back	LGM50N-P6	Synchro-tilt	Task	857	900	944	987	1031	1118	1205	1292	1666		
Ratchet back	LGM50N-PFG	Multifunction with seat slider	Task	948	991	1035	1078	1121	1208	1295	1382	1757		
<b>Intermediate-back</b>														
<b>LGM90</b>														
Fixed back	LGM90N-P5	Swivel-tilt	Conference	791	838	886	933	981	1076	1171	1266	1667		
Fixed back	LGM90N-PD	Knee-tilt	Conference	888	936	983	1031	1078	1173	1269	1364	1764		
Ratchet back	LGM90N-PZ	Synchro-tilt	Task	948	996	1043	1091	1138	1234	1329	1424	1824		
Ratchet back	LGM90N-P6	Synchro-tilt	Task	883	930	978	1025	1073	1168	1263	1358	1758		
Ratchet back	LGM90N-PFG	Multifunction with seat slider	Task	973	1021	1068	1116	1163	1258	1354	1449	1849		
<b>High-back</b>														
<b>LGM92</b>														
Fixed back	LGM92N-PD	Knee-tilt	Conference	1015	1072	1129	1186	1243	1357	1471	1585	2059		
Ratchet back	LGM92N-PZ	Synchro-tilt	Task	1075	1132	1189	1246	1303	1417	1531	1645	2119		
Ratchet back	LGM92N-P6	Synchro-tilt	Task	1009	1066	1123	1180	1237	1351	1465	1579	2054		
Ratchet back	LGM92N-PFG	Multifunction with seat slider	Task	1100	1157	1214	1271	1328	1442	1556	1670	2144		
<b>OPTION</b>														
• Sleeve on W-arm: only available in vinyl or leather				56	68	79	90	102	125	149	172	208		

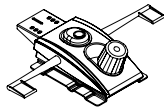
Prices above do not include arms

# LEAD SIGNATURE CHANNEL

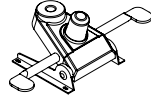
## MECHANISMS (see p. 4-5)



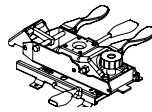
**P5**  
Swivel-tilt



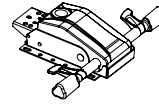
**P6**  
Synchro-tilt



**PD**  
Knee-tilt




**PFG**  
Multifunction  
with seat slider



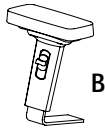
**PZ**  
Synchro-tilt  
with seat slider

## OPTIONS

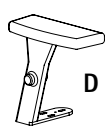
### ERGONOMIC ARM (see p. 6-7)



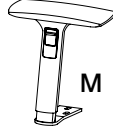
3 functions  
ADD \$ 146



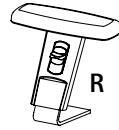
4 functions  
ADD \$ 172



5 functions  
ADD \$ 223



5 functions  
ADD \$ 159



2 functions  
ADD \$ 100

### FIXED ARM (see p. 6-7)



ADD \$ 67



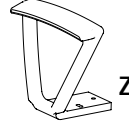
ADD \$ 51



ADD \$ 69



ADD \$ 141  
WN: black  
WP: platinum  
WC: chrome



ADD \$ 228



ADD \$ 120  
6N: black  
6C: chrome

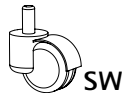
### OTHERS



Black base  
ADD \$ 0



Chrome base  
ADD \$ 99



Hard floor  
caster  
ADD \$ 17



Shorter seat pan  
(-1'')  
ADD \$ 0



Narrow seat pan  
(-1 1/2'')  
ADD \$ 0  
(ND for PFG)



Larger seat pan  
(20 1/2'')  
ADD \$ 63



Lumbar support  
ADD \$ 81



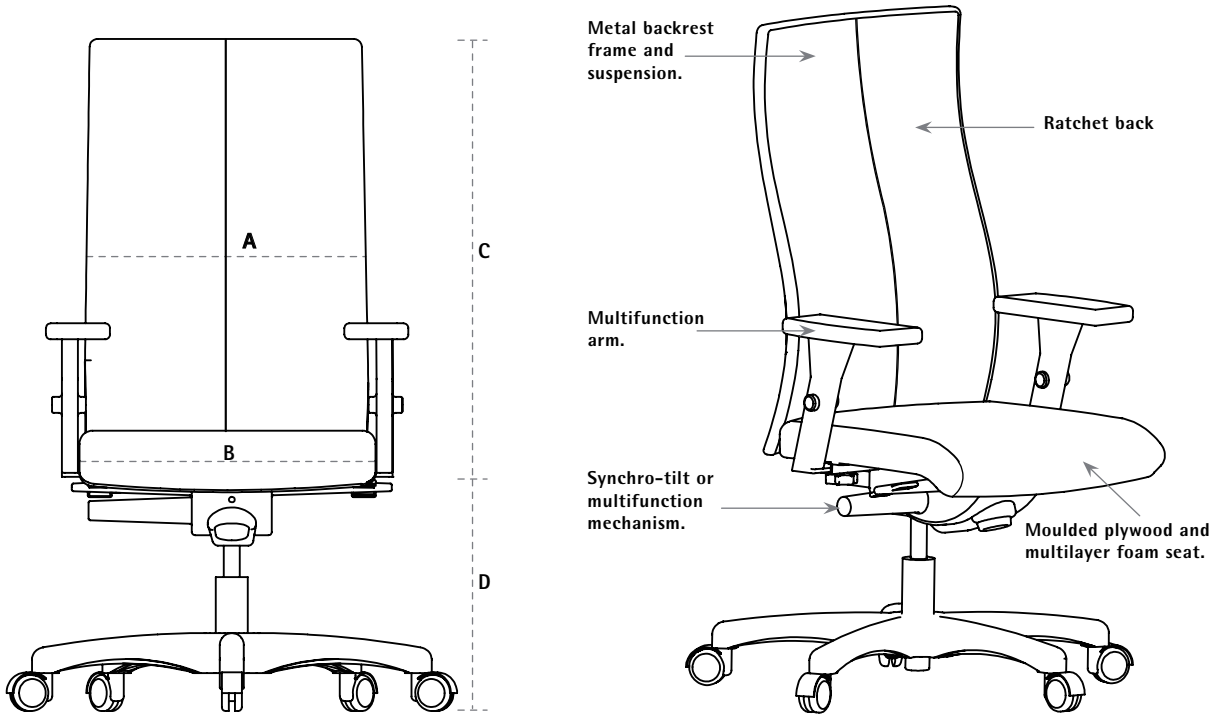
**Sleeve**  
(only with W-arm)  
• ADD: Price by grade

## CODIFICATION


LGM50	N	D	PZ	SW	Hue Black
Model	Base color	Armrest	Mechanism	Option	Fabric



# LEAD EXPRESS

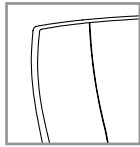


SF



Mesh backrest

SL



Slim backrest

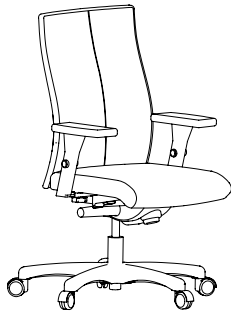
## DIMENSION (inches)

	A Backrest width	B Seat width	C Backrest height from seat	D Seat height from floor	E Functional seat depth	F Overall depth	Fabric (yds)	Leather (ft <sup>2</sup> )	Weight (lbs)	Cubic (ft <sup>3</sup> )
SF/SL50	18	18 1/2	19 1/2 - 22	17 - 20 1/2	17 1/2	26	1.40	26	49	16.77
SF/SL90	18	18 1/2	23 1/2 - 26	17 - 20 1/2	17 1/2	26	1.45	28	52	21.83

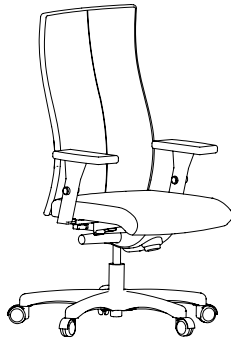
\*\*For the mesh back model,  
less fabric is needed.

*	SF	0.70	14
---	----	------	----

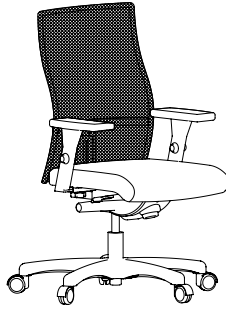
# LEAD EXPRESS



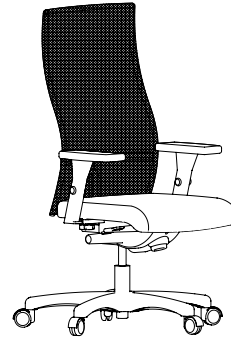
SL50



SL90



SF50

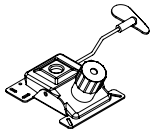


SF90

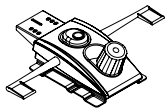
MODEL	CODE	MECHANISM	APPLICATION	Com/Col				PRICE / Grade				
				A	1	2	3	4	5	6	7	Leather
<b>SLIM</b>												
<b>Mid-back</b>												
<b>SL50</b>												
Fixed back	SL50N-P5	Swivel-tilt	Conference	575	610	644	679	713	782	851	920	1211
Fixed back	SL50N-PD	Knee-tilt	Conference	673	707	742	776	810	879	948	1017	1308
Ratchet back	SL50N-PZ	Synchro-tilt	Task	733	767	802	836	871	939	1008	1077	1368
Ratchet back	SL50N-P6	Synchro-tilt	Task	667	701	736	770	805	874	943	1012	1302
Ratchet back	SL50N-PFG	Multifunction with seat slider	Task	758	792	827	861	895	964	1033	1102	1393
<b>Intermediate-back</b>												
<b>SL90</b>												
Fixed back	SL90N-P5	Swivel-tilt	Conference	584	621	658	695	733	807	881	955	1260
Fixed back	SL90N-PD	Knee-tilt	Conference	682	719	756	793	830	904	978	1052	1358
Ratchet back	SL90N-PZ	Synchro-tilt	Task	742	779	816	853	890	964	1038	1112	1418
Ratchet back	SL90N-P6	Synchro-tilt	Task	676	713	750	787	824	898	972	1046	1352
Ratchet back	SL90N-PFG	Multifunction with seat slider	Task	767	804	841	878	915	989	1063	1137	1443
<b>MESH</b>												
<b>Mid-back</b>												
<b>SF50</b>												
Fixed back	SF50N-P5	Swivel-tilt	Conference	548	566	584	602	620	656	691	727	928
Fixed back	SF50N-PD	Knee-tilt	Conference	646	664	682	700	717	753	789	825	1025
Ratchet back	SF50N-PZ	Synchro-tilt	Task	706	724	742	760	777	813	849	885	1085
Ratchet back	SF50N-P6	Synchro-tilt	Task	640	658	676	694	712	747	783	819	1020
Ratchet back	SF50N-PFG	Multifunction with seat slider	Task	731	749	767	784	802	838	874	910	1110
<b>Intermediate-back</b>												
<b>SF90</b>												
Fixed back	SF90N-P5	Swivel-tilt	Conference	561	579	597	614	632	668	704	740	943
Fixed back	SF90N-PD	Knee-tilt	Conference	658	676	694	712	730	765	801	837	1040
Ratchet back	SF90N-PZ	Synchro-tilt	Task	718	736	754	772	790	826	861	897	1100
Ratchet back	SF90N-P6	Synchro-tilt	Task	653	670	688	706	724	760	796	831	1035
Ratchet back	SF90N-PFG	Multifunction with seat slider	Task	743	761	779	797	815	850	886	922	1125
<b>OPTION</b>												
• Sleeve on W arm: only available in vinyl or leather				54	66	76	88	99	121	144	167	202

Prices above do not include arms

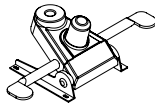
## MECHANISMS (see p. 4-5)



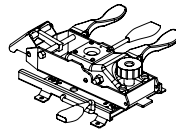
**P5**  
Swivel-tilt



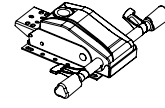
**P6**  
Synchro-tilt



**PD**  
Knee-tilt



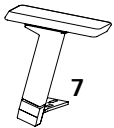
**PFG**  
Multifunction  
with seat slider



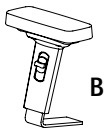
**PZ**  
Synchro-tilt  
with seat slider

## OPTIONS

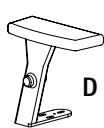
### ERGONOMIC ARM



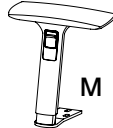
3 functions  
ADD \$ 146



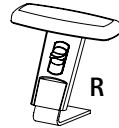
4 functions  
ADD \$ 172



5 functions  
ADD \$ 223



5 functions  
ADD \$ 159



2 functions  
ADD \$ 100

### FIXED ARM



ADD \$ 67



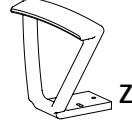
ADD \$ 51



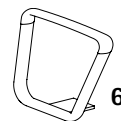
ADD \$ 69



ADD \$ 142  
WN: black  
WP: platinum  
WC: chrome

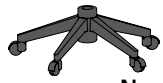


ADD \$ 228

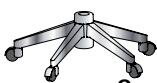


ADD \$ 120  
6N: black  
6C: chrome

### OTHERS



Black base  
ADD \$ 0



Chrome base  
ADD \$ 99



Hard floor  
caster  
ADD \$ 17



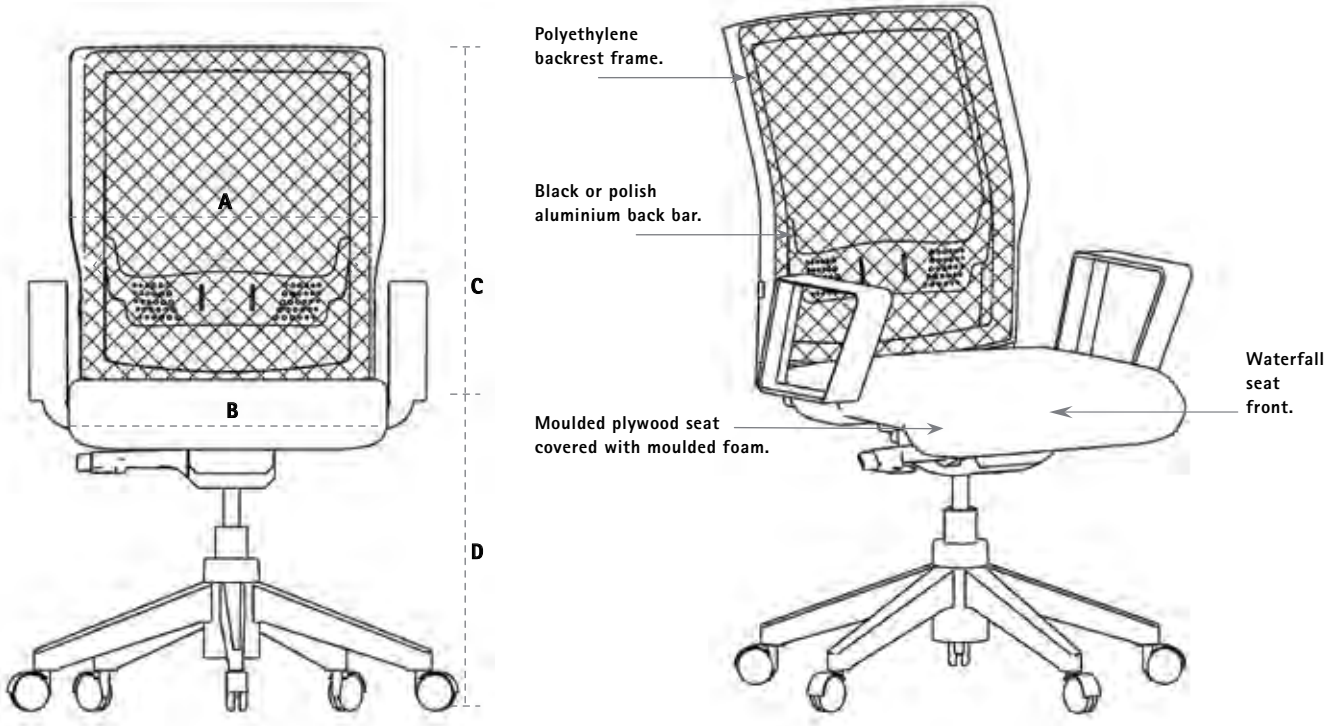
**Sleeve**  
(only with W-arm)  
• ADD: Price by grade

## CODIFICATION

SF50	N	D	PZ	SW	Hue Black
Model	Base color	Armrest	Mechanism	Option	Fabric







**DIMENSION (inches)**

	A Backrest width	B Seat width	C Backrest height from seat	D Seat height from floor	E Functional seat depth	F Overall depth	Fabric (yds)	Leather (ft <sup>2</sup> )	Weight (lbs)	Cubic (ft <sup>3</sup> )
F2*40	19	19	19 1/2-21 1/2	17 1/2-21 1/2	17	26	0,70	14	52	16.77

# X2

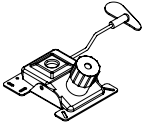


## F240

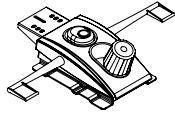
MODEL	CODE	MECHANISM	APPLICATION	Com/Col							Leather	
				A	1	2	3	4	5	6		7
<b>BLACK BACK BAR</b>												
<b>F2N40N</b>												
Adjustable back	F2N40N-P5	Swivel-tilt	Conference	626	644	662	680	697	733	769	805	1021
Adjustable back	F2N40N-PD	Knee-tilt	Conference	723	741	759	777	795	831	866	902	1118
Adjustable back	F2N40N-PZ	Synchro-tilt	Task	761	779	797	814	832	868	904	940	1156
Adjustable back	F2N40N-P6	Synchro-tilt	Task	696	714	732	750	768	803	839	875	1091
<b>CHROME BACK BAR</b>												
<b>F2C40N</b>												
Adjustable back	F2C40N-P5	Swivel-tilt	Conference	697	715	733	750	768	804	840	876	1106
Adjustable back	F2C40N-PD	Knee-tilt	Conference	794	812	830	848	866	901	937	973	1203
Adjustable back	F2C40N-PZ	Synchro-tilt	Task	832	850	867	885	903	939	975	1010	1241
Adjustable back	F2C40N-P6	Synchro-tilt	Task	767	785	803	821	839	874	910	946	1176
<b>OPTION</b>												
• Sleeve on W arm: only available in vinyl or leather				54	66	76	88	99	121	144	167	202

Prices above do not include arms

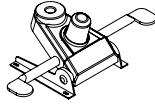
## MECHANISMS (see p. 4-5)



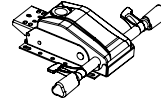
**P5**  
Swivel-tilt



**P6**  
Synchro-tilt



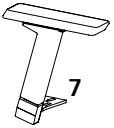
**PD**  
Knee-tilt



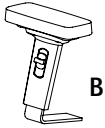
**PZ**  
Synchro-tilt with seat slider

## OPTIONS

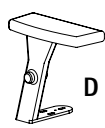
### ERGONOMIC ARM (see p. 6-7)



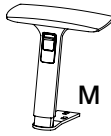
3 functions  
ADD \$ 146



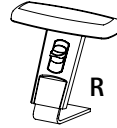
4 functions  
ADD \$ 172



5 functions  
ADD \$ 223



5 functions  
ADD \$ 159

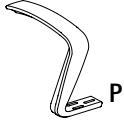


2 functions  
ADD \$ 100


### FIXED ARM (see p. 6-7)



ADD \$ 67



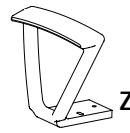
ADD \$ 51



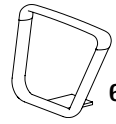
ADD \$ 69



ADD \$ 141  
WN: black  
WP: platinum  
WC: chrome

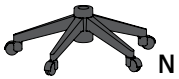


ADD \$ 228

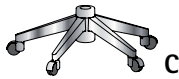


ADD \$ 120  
6N: black  
6C: chrome

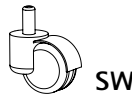
### OTHERS



Black base  
ADD \$ 0



Chrome base  
ADD \$ 99



Hard floor  
caster  
ADD \$ 17

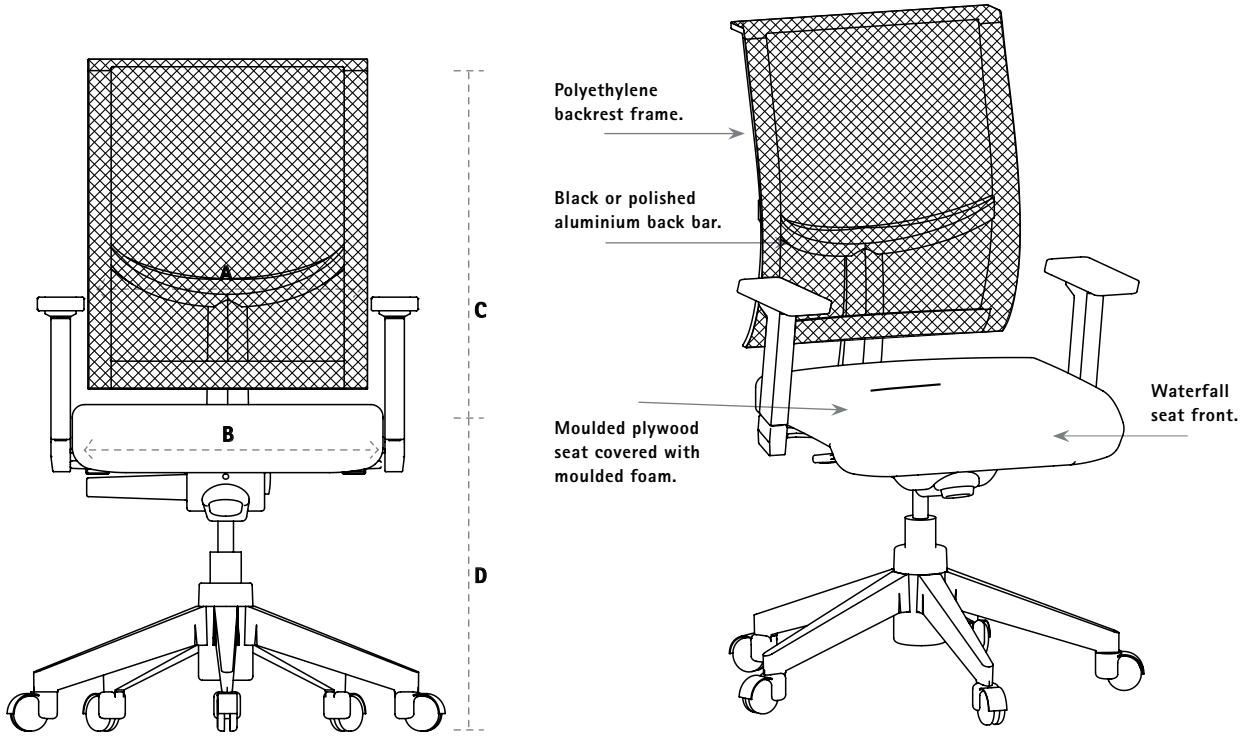


**Sleeve**  
(only with W-arm)  
• ADD: Price by grade

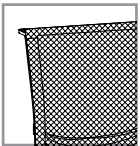
## CODIFICATION

<b>F2</b>	<b>C</b>	<b>40</b>	<b>N</b>	<b>7</b>	<b>PZ</b>	<b>SW</b>	<b>Hue Black</b>
Serie	Back bar color	Model	Base color	Armrest	Mechanism	Option	Fabric






EF



Mesh backrest and upholstered seat

EM


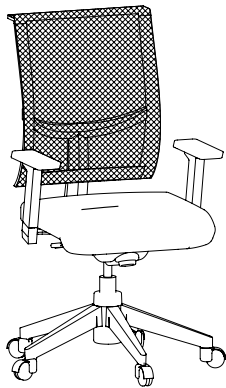


Channel backrest and upholstered seat

DIMENSION (inches)

	A	B	C	D	E	F	Fabric (yds)	Leather (ft <sup>2</sup> )	Weight (lbs)	Cubic (ft <sup>3</sup> )
	Backrest width	Seat width	Backrest height from seat	Seat height from floor	Functional seat depth	Overall depth				
EF40	18	19	24 1/2	17 1/2-20	18	24	0,70	14	52	16.77
EM40	18	19	24 1/2	17 1/2-20	18	24	1,20	24	52	16.77

# FX



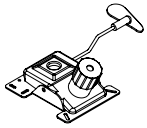
**EF40**

**EM40**

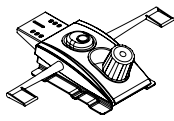
MODEL	CODE	MECHANISM BASE	APPLICATION	Com/Col				PRICE / Grade				
				A	1	2	3	4	5	6	7	Leather
<b>BLACK BACK BAR</b>												
<b>Mesh back</b>												
<b>EFN40</b>												
Fixed back	EFN40N-P5	Swivel-tilt	Conference	627	644	661	679	696	731	766	800	1014
Fixed back	EFN40N-PD	Knee-tilt	Conference	726	743	761	778	795	830	865	900	1114
Fixed back	EFN40N-PZ	Synchro-tilt	Task	764	781	799	816	834	868	903	938	1152
Fixed back	EFN40N-P6	Synchro-tilt	Task	698	716	733	750	768	802	837	872	1086
<b>Channel back</b>												
<b>EMN40</b>												
Fixed back	EMN40N-P5	Swivel-tilt	Conference	666	696	726	756	785	845	905	964	1249
Fixed back	EMN40N-PD	Knee-tilt	Conference	766	795	825	855	885	944	1004	1064	1349
Fixed back	EMN40N-PZ	Synchro-tilt	Task	804	833	863	893	923	982	1042	1102	1387
Fixed back	EMN40N-P6	Synchro-tilt	Task	738	768	797	827	857	917	976	1036	1321
<b>CHROME BACK BAR</b>												
<b>Mesh back</b>												
<b>EFC40</b>												
Fixed back	EFC40N-P5	Swivel-tilt	Conference	702	719	737	754	772	806	841	876	1105
Fixed back	EFC40N-PD	Knee-tilt	Conference	801	819	836	854	871	906	940	975	1204
Fixed back	EFC40N-PZ	Synchro-tilt	Task	840	857	874	892	909	944	979	1013	1242
Fixed back	EFC40N-P6	Synchro-tilt	Task	774	791	808	826	843	878	913	947	1176
<b>Channel back</b>												
<b>EMC40</b>												
Fixed back	EMC40N-P5	Swivel-tilt	Conference	742	772	801	831	861	921	980	1040	1340
Fixed back	EMC40N-PD	Knee-tilt	Conference	841	871	901	930	960	1020	1079	1139	1439
Fixed back	EMC40N-PZ	Synchro-tilt	Task	858	888	918	948	978	1037	1097	1156	1457
Fixed back	EMC40N-P6	Synchro-tilt	Task	813	843	873	903	933	992	1052	1111	1411
<b>OPTION</b>												
• Sleeve on W arm: only available in vinyl or leather				54	66	76	88	99	121	144	167	202

Prices above do not include arms

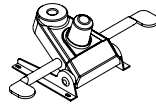
## MECHANISMS (see p. 4-5)



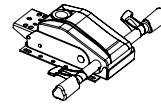
**P5**  
Swivel-tilt



**P6**  
Synchro-tilt



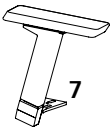
**PD**  
Knee-tilt



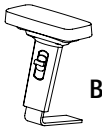
**PZ**  
Synchro-tilt with seat slider

## OPTIONS

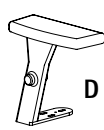
### ERGONOMIC ARM (see p. 6-7)



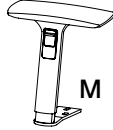
3 functions  
ADD \$ 153



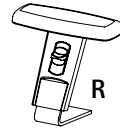
4 functions  
ADD \$ 172



5 functions  
ADD \$ 234



5 functions  
ADD \$ 167

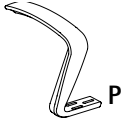


2 functions  
ADD \$ 105


### FIXED ARM (see p. 6-7)



ADD \$ 70



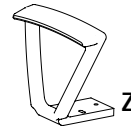
ADD \$ 54



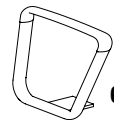
ADD \$ 73



ADD \$ 141  
WN: black  
WP: platinum  
WC: chrome



ADD \$ 228



ADD \$ 120  
6N: black  
6C: chrome


### OTHERS



Black base  
ADD \$ 0



Chrome base  
ADD \$ 103



Hard floor  
caster  
ADD \$ 18



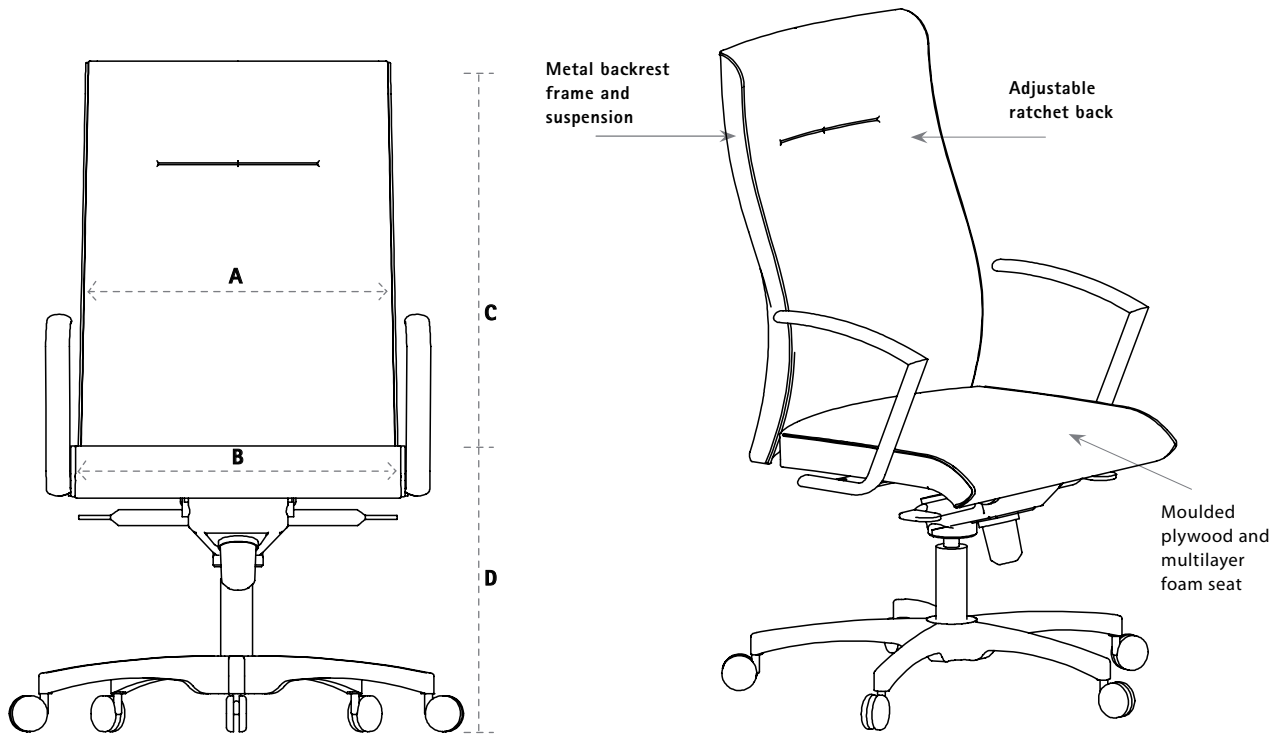
Sleeve  
(only with W-arm)  
• ADD: Price by grade

## CODIFICATION

<b>EM</b>	<b>C</b>	<b>40</b>	<b>N</b>	<b>7</b>	<b>PZ</b>	<b>SW</b>	<b>Hue Black</b>
Serie	Back bar color	Model	Base color	Armrest	Mechanism	Option	Fabric








DIMENSION (inches)

	A	B	C	D	E	F	Fabric (yds)	Leather (ft <sup>2</sup> )	Weight (lbs)	Cubic (ft <sup>3</sup> )
	Backrest width	Seat width	Backrest height from seat	Seat height from floor	Functional seat depth	Overall depth				
RV50	20 1/2	20 1/2	19 1/2 - 22	17- 20 1/2	19	26	1.5	28	49	16.77
RV90	20 1/2	20 1/2	23 1/2 - 26	17- 20 1/2	19	26	1.65	32	52	21.83

# RIVO



**RV50**

**RV90**

MODEL	CODE	MECHANISM	APPLICATION	Com/Col							Leather	
				A	1	2	3	4	5	6		7
<b>RV50</b>												
Fixed back	RV50N-P5	Swivel-tilt	Conference	793	834	875	915	956	1 038	1 119	1 201	1 326
Fixed back	RV50N-PD	Knee-tilt	Conference	882	923	964	1 004	1 045	1 127	1 208	1 290	1 415
Ratchet back	RV50N-P6	Synchro-tilt	Task	877	918	959	999	1 040	1 122	1 203	1 285	1 410
Ratchet back	RV50N-PZ	Synchro-tilt	Task	936	977	1 018	1 058	1 099	1 181	1 262	1 344	1 469
<b>RV90</b>												
Fixed back	RV50N-P5	Swivel-tilt	Conference	816	861	906	951	996	1 086	1 176	1 265	1 401
Fixed back	RV90N-PD	Swivel-tilt	Conference	905	950	995	1 040	1 085	1 175	1 265	1 354	1 490
Ratchet back	RV90N-P6	Knee-tilt	Conference	900	945	990	1 035	1 080	1 170	1 260	1 349	1 485
Ratchet back	RV90N-PZ	Synchro-tilt	Task	959	1 004	1 049	1 094	1 139	1 229	1 319	1 408	1 544

## OPTIONS

### OTHERS



Black base

ADD \$ 0

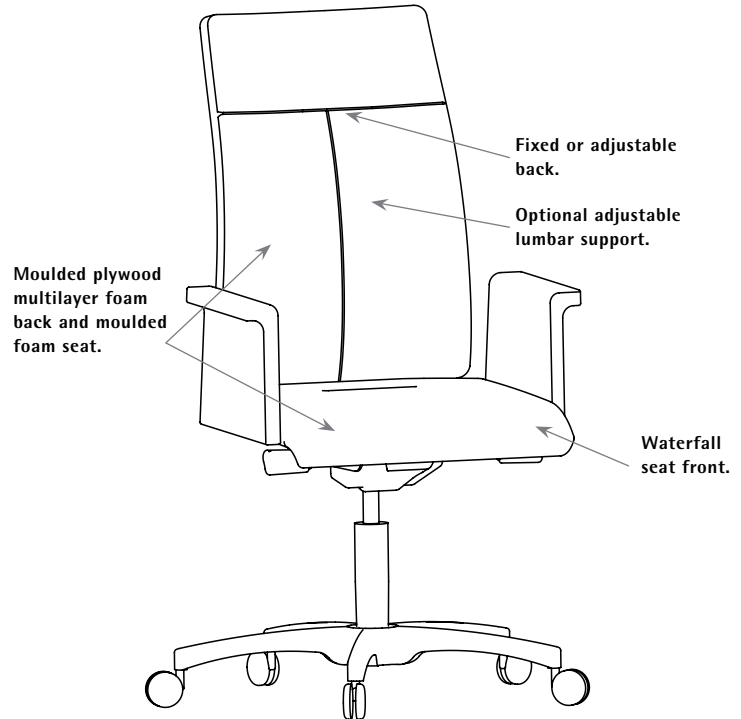
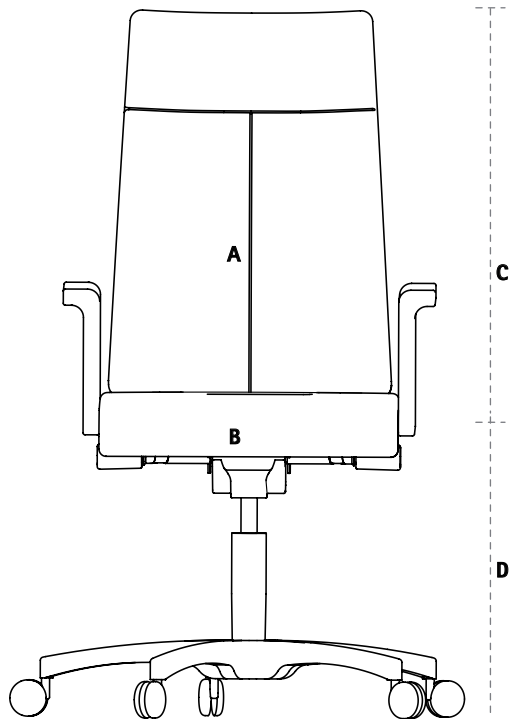
Chrome base

ADD \$ 99


Hard floor  
caster

ADD \$ 17

# SPYDER

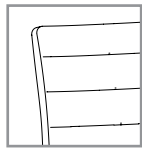


ST



T stitch backrest

SM

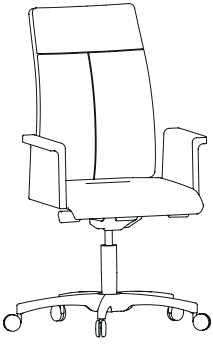


Channel backrest

## DIMENSION (inches)

	A Backrest width	B Seat width	C Backrest height from seat	D Seat height from floor	E Functional seat depth	F Overall depth	Fabric (yds)	Leather (ft <sup>2</sup> )	Weight (lbs)	Cubic (ft <sup>3</sup> )
ST/SM 50	18	18 1/2	22 1/2 - 25	17 1/2 - 20 1/2	17 1/2	26	1,40	26	48	14.81
ST/SM 70	18	18 1/2	16 1/2	18	17 1/2	23	1,20	24	35	13.51
ST/SM 71	18	18 1/2	16 1/2	18	17 1/2	23	1,20	24	35	13.51
ST/SM 72	18	18 1/2	16 1/2	18	17 1/2	23	1,20	24	35	13.51
ST/SM 73	18	18 1/2	16 1/2	18	17 1/2	26	1,20	24	35	13.51
ST/SM 74	18	18 1/2	16 1/2	18	17 1/2	23	1,20	24	35	13.51
ST/SM 80	18	18 1/2	16 1/2 - 19	23 - 33	17 1/2	26	1,20	24	48	16.77

# SPYDER ST

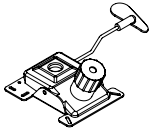


## ST50

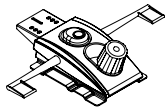
MODEL	CODE	MECHANISM	APPLICATION	Com/Col				PRICE / Grade				
				A	1	2	3	4	5	6	7	Leather
<b>Intermediate-back</b>												
<b>ST50</b>												
Fixed back	ST50N-P5	Swivel-tilt	Conference	556	592	627	663	699	770	842	913	1207
Fixed back	ST50N-PD	Knee-tilt	Conference	653	689	725	761	796	868	939	1011	1304
Ratchet back	ST50N-PZ	Multifunction	Task	713	749	785	821	856	928	999	1071	1364
Ratchet back	ST50N-P6	Synchro-tilt	Task	648	683	719	755	791	862	934	1005	1299
<b>OPTION</b>												
▲ H fixed arm				194	209	224	240	255	285	316	347	464
● Sleeve on W arm: only available in vinyl or leather				54	66	76	88	99	121	144	167	202

Prices above do not include arms

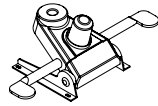
## MECHANISMS (see p. 4-5)



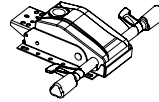
**P5**  
Swivel-tilt



**P6**  
Synchro-tilt



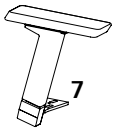
**PD**  
Knee-tilt



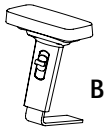
**PZ**  
Synchro-tilt with seat slider

## OPTIONS

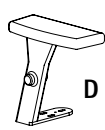
### ERGONOMIC ARM (see p. 6-7)



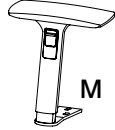
3 functions  
ADD \$ 146



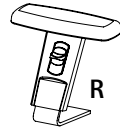
4 functions  
ADD \$ 172



5 functions  
ADD \$ 223

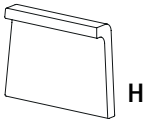


5 functions  
ADD \$ 159



2 functions  
ADD \$ 100

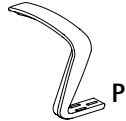
### FIXED ARM (see p. 6-7)



▲ ADD:  
Price by grade



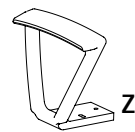
ADD \$ 67



ADD \$ 51



ADD \$ 141  
WN: black  
WP: platinum  
WC: chrome



ADD \$ 228

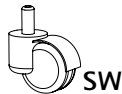
### OTHERS



Black base  
ADD \$ 0



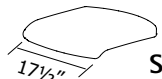
Chrome base  
ADD \$ 99



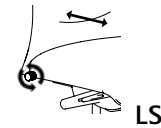
Hard floor  
caster  
ADD \$ 17



Shorter seat pan  
(-1'')  
ADD \$ 0



Narrow seat pan  
(-1 1/2'')  
ADD \$ 0



Lumbar support  
ADD \$ 81

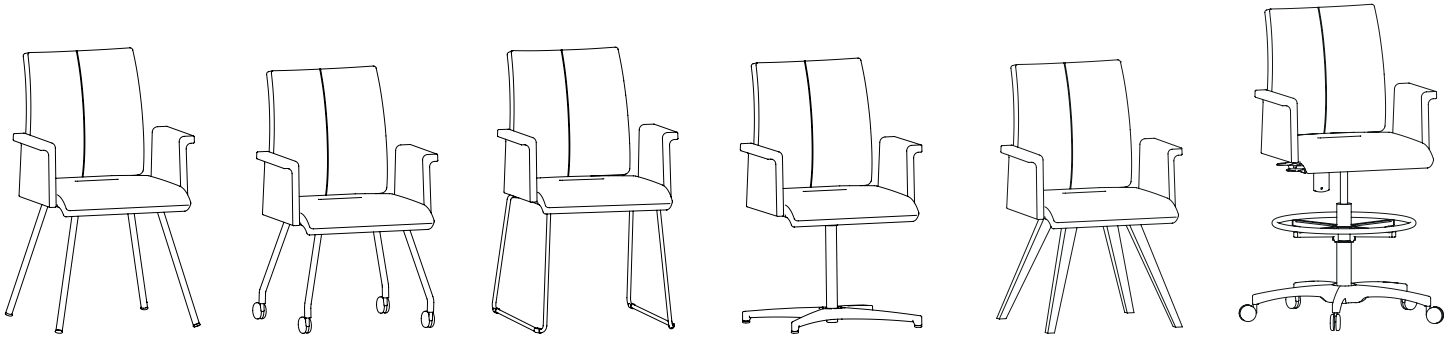


(only with W-arm)  
● ADD: Price by grade

## CODIFICATION

ST50	N	H	PZ	SW	Hue Black
Model	Base color	Armrest	Mechanism	Option	Fabric

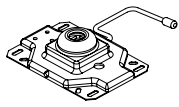
# SPYDER ST



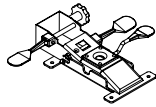
MODEL	CODE	MECHANISM BASE	APPLICATION	Com/Col				PRICE / Grade				
				A	1	2	3	4	5	6	7	Leather
<b>Low-back</b>												
<b>ST70</b>												
Fixed back	ST70N	Four legs	Guest	525	555	586	616	647	708	770	831	1092
<b>ST71</b>												
Fixed back	ST71N	Four legs on casters	Guest	548	579	609	640	671	732	793	855	1120
<b>ST72</b>												
Fixed back	ST72C	Chrome, sled	Guest	595	625	656	687	717	779	840	901	1176
<b>ST73</b>												
Fixed back	ST73C-P1	Chrome, four legs	Guest	724	755	785	816	847	908	969	1030	1331
<b>ST74</b>												
Fixed back	ST74E	Wood base	Guest	667	698	729	759	790	851	913	974	1263
<b>Stool</b>												
<b>ST80</b>												
Fixed back	ST80N-P0	Swivel	Stool	734	765	795	826	856	918	979	1040	1375
Fixed back	ST80N-P2	Multifunction	Stool	893	923	954	984	1015	1076	1138	1199	1534
<b>OPTION</b>												
▲ H fixed upholstered arm				194	209	224	240	255	285	316	347	464
● Sleeve on W arm: only available in vinyl or leather				54	66	76	88	99	121	144	167	202

Prices above do not include arms

## MECHANISMS (see p. 4-5)



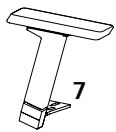
**P0**  
Swivel



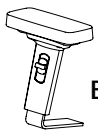
**P2**  
Stool multifunction

## OPTIONS


### ERGONOMIC ARM (N/A for ST70-71-72-73-74) (see p. 6-7)



**7**  
3 functions  
ADD \$ 146



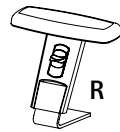
**B**  
4 functions  
ADD \$ 172



**D**  
5 functions  
ADD \$ 223

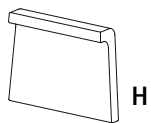


**M**  
5 functions  
ADD \$ 159



**R**  
2 functions  
ADD \$ 100

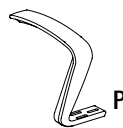
### FIXED ARM (see p. 6-7)



▲ ADD:  
Price by grade



ADD \$ 67



ADD \$ 51



ADD \$ 141  
WN: black  
WP: platinum  
WC: chrome

### OTHERS



Black base

ADD \$ 0



Chrome base

ADD \$ 99



Hard floor  
caster

ADD \$ 17



Four legged  
platinum  
base

ADD \$ 0



Four legged  
black  
base

ADD \$ 0



Sleeve

(only with W-arm)

• ADD: Price by grade



Natural wood  
base  
ADD \$ 0



Amber wood  
base  
ADD \$ 0

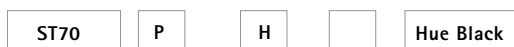


Walnut wood  
base  
ADD \$ 0



Black wood  
base  
ADD \$ 0

## CODIFICATION



ST70

P

H

Option

Hue Black

Model

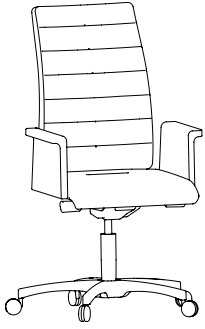
Base color

Armrest

Option

Fabric

# SPYDER SM



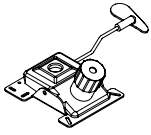
## SM50

MODEL	CODE	MECHANISM	APPLICATION	Com/Col			PRICE / Grade					
				A	1	2	3	4	5	6	7	Leather
<b>Intermediate-back</b>												
<b>SM50</b>												
Fixed back	SM50N-P5	Swivel-tilt	Conference	556	592	627	663	699	770	842	913	1207
Fixed back	SM50N-PD	Knee-tilt	Conference	653	689	725	761	796	868	939	1011	1304
Ratchet back	SM50N-PZ	Multifunction	Task	713	749	785	821	856	928	999	1071	1364
Ratchet back	SM50N-P6	Synchro-tilt	Task	648	683	719	755	791	862	934	1005	1299
<b>OPTION</b>												
▲ H fixed upholstered arm				194	209	224	240	255	285	316	347	464
● Sleeve on W arm: only available in vinyl or leather				54	66	76	88	99	121	144	167	202

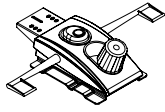
Prices above do not include arms



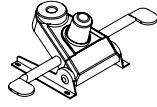
## MECHANISMS (see p. 4-5)



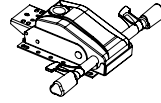
**P5**  
Swivel-tilt



**P6**  
Synchro-tilt



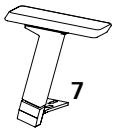
**PD**  
Knee-tilt



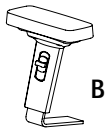
**PZ**  
Synchro-tilt with seat slider

## OPTIONS

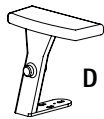
### ERGONOMIC ARM (see p. 6-7)



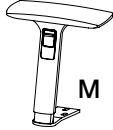
3 functions  
ADD \$ 146



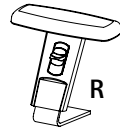
4 functions  
ADD \$ 172



5 functions  
ADD \$ 223

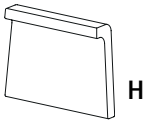


5 functions  
ADD \$ 159



2 functions  
ADD \$ 100

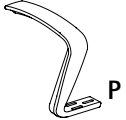
### FIXED ARM (see p. 6-7)



▲ ADD:  
Price by grade



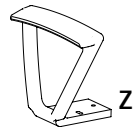
ADD \$ 67



ADD \$ 51



ADD \$ 141  
WN: black  
WP: platinum  
WC: chrome



ADD \$ 228

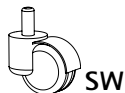
### OTHERS



Black base  
ADD \$ 0



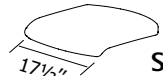
Chrome base  
ADD \$ 99



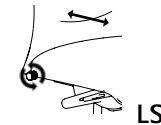
Hard floor  
caster  
ADD \$ 17



Shorter seat pan  
(-1'')  
ADD \$ 0



Narrow seat pan  
(-1 1/2'')  
ADD \$ 0



Lumbar support  
ADD \$ 81

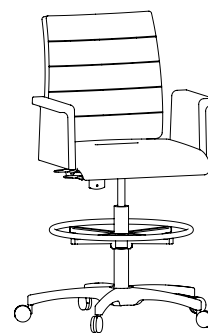







(only with W-arm)  
● ADD: Price by grade

## CODIFICATION

SM50	N	H	PZ	SW	Hue Black
Model	Base color	Armrest	Mechanism	Option	Fabric

# SPYDER SM



SM70

SM71

SM72

SM73

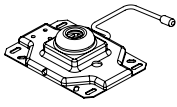
SM74

SM80

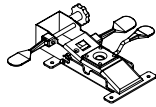
MODEL	CODE	MECHANISM BASE	APPLICATION	Com/Col			PRICE / Grade						
				A	1	2	3	4	5	6	7	Leather	
<b>Low-back</b>													
<b>SM70</b>													
Fixed back	SM70N	Four legs	Guest	525	555	586	616	647	708	770	831	1092	
<b>SM71</b>													
Fixed back	SM71N	Four legs on casters	Guest	548	579	609	640	671	732	793	855	1120	
<b>SM72</b>													
Fixed back	SM72C	Chrome, sled	Guest	595	625	656	687	717	779	840	901	1176	
<b>SM73</b>													
Fixed back	SM73C-P1	Chrome, four legs	Guest	724	755	785	816	847	908	969	1030	1331	
<b>SM74</b>													
Fixed back	SM74E	Wood base	Guest	667	698	729	759	790	851	913	974	1263	
<b>Stool</b>													
<b>SM80</b>													
Fixed back	SM80N-P0	Swivel	Stool	734	765	795	826	856	918	979	1040	1375	
Fixed back	SM80N-P2	Multifunction	Stool	893	923	954	984	1015	1076	1138	1199	1534	
<b>OPTION</b>													
▲ Armrest fixe H				194	209	224	240	255	285	316	347	464	
● Sleeve on W arm: only available in vinyl or leather				54	66	76	88	99	121	144	167	202	

Prices above do not include arms

## MECHANISMS (see p. 4-5)



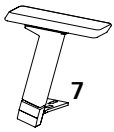
**P0**  
Pivotant



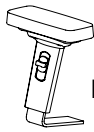
**P2**  
Multifonction tabouret

## OPTIONS

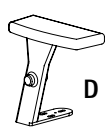
### ERGONOMIC ARM (N/A for ST70-71-72-73-74) (see p. 6-7)



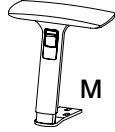
3 functions  
ADD \$ 146



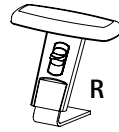
4 functions  
ADD \$ 172



5 functions  
ADD \$ 223

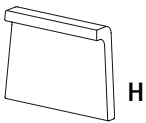


5 functions  
ADD \$ 159



2 functions  
ADD \$ 100

### FIXED ARM (see p. 6-7)



▲ ADD:  
Price by grade



ADD \$ 67



ADD \$ 51



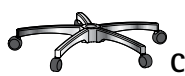
ADD \$ 141  
WN: black  
WP: platinum  
WC: chrome

### OTHERS



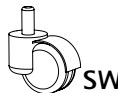
Black base

ADD \$ 0



Chrome base

ADD \$ 99



Hard floor  
caster

ADD \$ 17



Four legged  
platinum  
base  
ADD \$ 0



Four legged  
black  
base  
ADD \$ 0



Sleeve

(only with W-arm)

• ADD: Price by grade



Natural wood  
base  
ADD \$ 0



Amber wood  
base  
ADD \$ 0



Walnut wood  
base  
ADD \$ 0



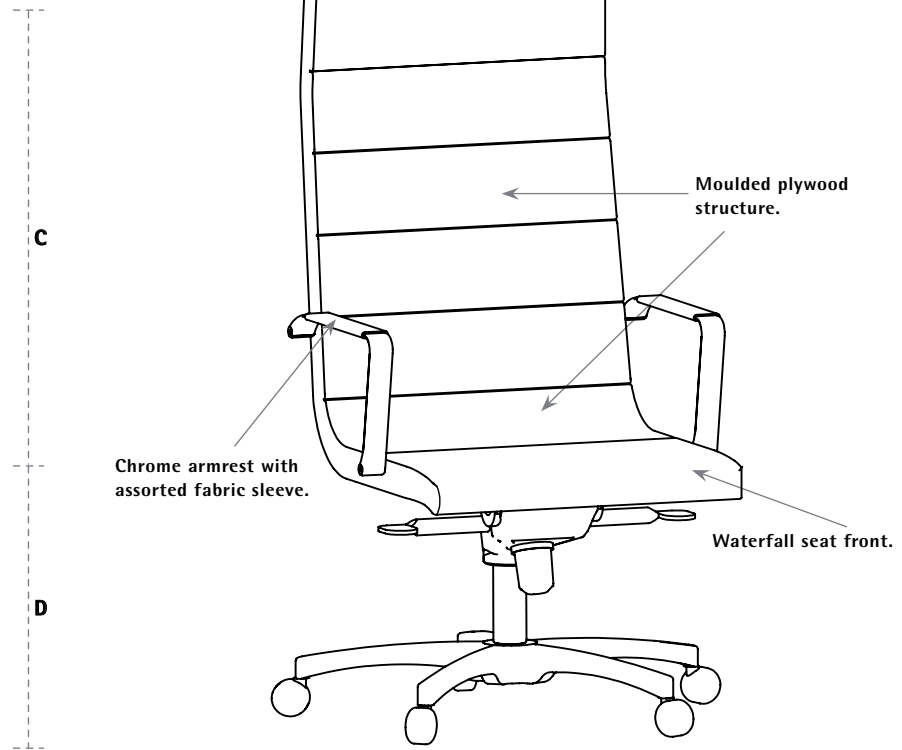
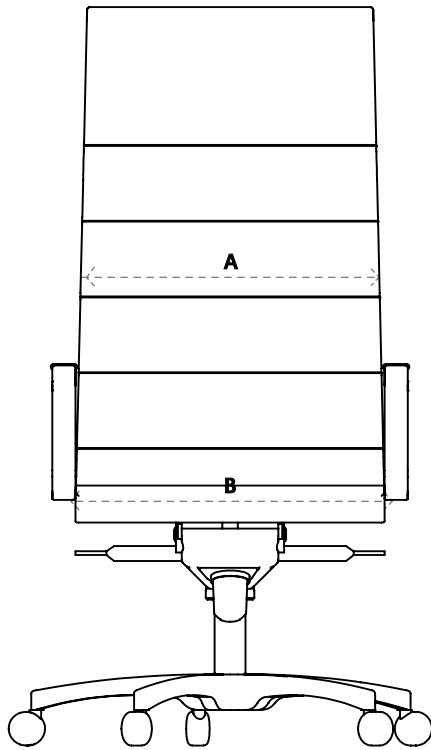
Black wood  
base  
ADD \$ 0

## CODIFICATION

SM70	P	H		Hue Black
Model	Base color	Accoudoir	Option	Tissus



# CLASSIC


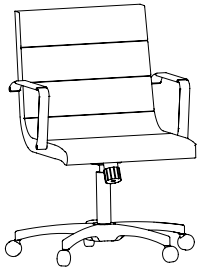


## DIMENSION (inches)

	A	B	C	D	E	F	Fabric*	Leather*	Weight	Cubic
	Backrest width	Seat width	Backrest height from seat	Seat height from floor	Functional seat depth	Overall depth	(yds)	(ft <sup>2</sup> )	(lbs)	(ft <sup>3</sup> )
CX50	19 1/2	20 1/2	20	17 1/2-22	17 1/2	26	1,5	28	54	16,77
CX92	19 1/2	20 1/2	29	17 1/2-22	17 1/2	26	1,8	32	59	21,83
CX53	19 1/2	20 1/2	20	17 1/2	17 1/2	25	1,5	28	54	16,77
CX93	19 1/2	20 1/2	29	17 1/2	17 1/2	25	1,8	32	59	21,83
CX11	N/A	20 1/2	N/A	17 1/2	17 1/2	21	0,85	15	20	16,77

# CLASSIC

CHAIR



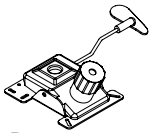
**CX50**

**CX92**

MODEL	CODE	MECHANISM	APPLICATION	Com/Col							Leather	
				A	1	2	3	4	5	6		7
<b>Mid-back</b>												
<b>CX50</b>												
Fixed back	CX50N-P5	Swivel-tilt	Executive	802	843	884	924	965	1047	1128	1210	1578
Fixed back	CX50N-PD	Knee-tilt	Executive	900	940	981	1022	1063	1144	1226	1307	1675
<b>High-back</b>												
<b>CX92</b>												
Fixed back	CX92N-PD	Knee-tilt	Executive	944	993	1042	1091	1139	1237	1335	1433	1851
<b>OPTION</b>												
● Sleeve on W-arm: only available in vinyl or leather				56	68	79	90	102	125	149	172	208
▲ C Fixed upholstered arm				259	281	303	324	346	390	433	476	639

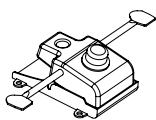
Prices above do not include arms

## MECHANISMS (see p. 4-5)



**P5**

Swivel-tilt

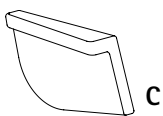


**PD**

Knee-tilt

## OPTIONS

### FIXED ARM (see p. 6-7)



**C**

▲ ADD: Price by grade



**Sleeve**

● ADD: Price by grade



**W**

ADD \$ 141  
WN: black  
WP: platinum  
WC: chrome

### OTHERS



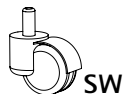
Black base

ADD \$ 0



Chrome base

ADD \$ 90



Hard floor casters

ADD \$ 15

## CODIFICATION

<b>CX50</b>	<b>N</b>	<b>K</b>	<b>P5</b>	<b>SW</b>	<b>Hue Black</b>
-------------	----------	----------	-----------	-----------	------------------

Model

Base color

Armrest

Mechanism

Option

Fabric



**CX53**

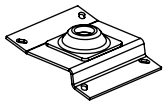
**CX93**

**CX11**

MODEL	CODE	BASE	APPLICATION	Com/Col		PRICE / Grade						
				A	1	2	3	4	5	6	7	Leather
<b>Mid-back</b>												
<b>CX53</b>												
Fixed back	CX53C-P4	Chrome, four legs	Lounge	1003	1044	1085	1126	1166	1248	1329	1411	1819
<b>High-back</b>												
<b>CX93</b>												
Fixed back	CX93C-P4	Chrome, four legs	Lounge	1048	1097	1146	1194	1243	1341	1439	1537	1996
<b>Ottoman</b>												
<b>CX11</b>												
	CX11CP0	Chrome, four legs	Lounge	570	588	605	623	641	676	711	747	950
<b>OPTION</b>												
● Sleeve on W-arm: only available in vinyl or leather				56	68	79	90	102	125	149	172	208
▲ C Fixed upholstered arm				259	281	303	324	346	390	433	476	639

Prices above do not include arms

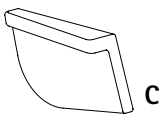
## MECHANISMS (see p. 4-5)



**P4**

## OPTIONS

### FIXED ARM (see p. 6-7)



**C**



**Sleeve**



**W**

▲ ADD: Price by grade

● ADD: Price by grade

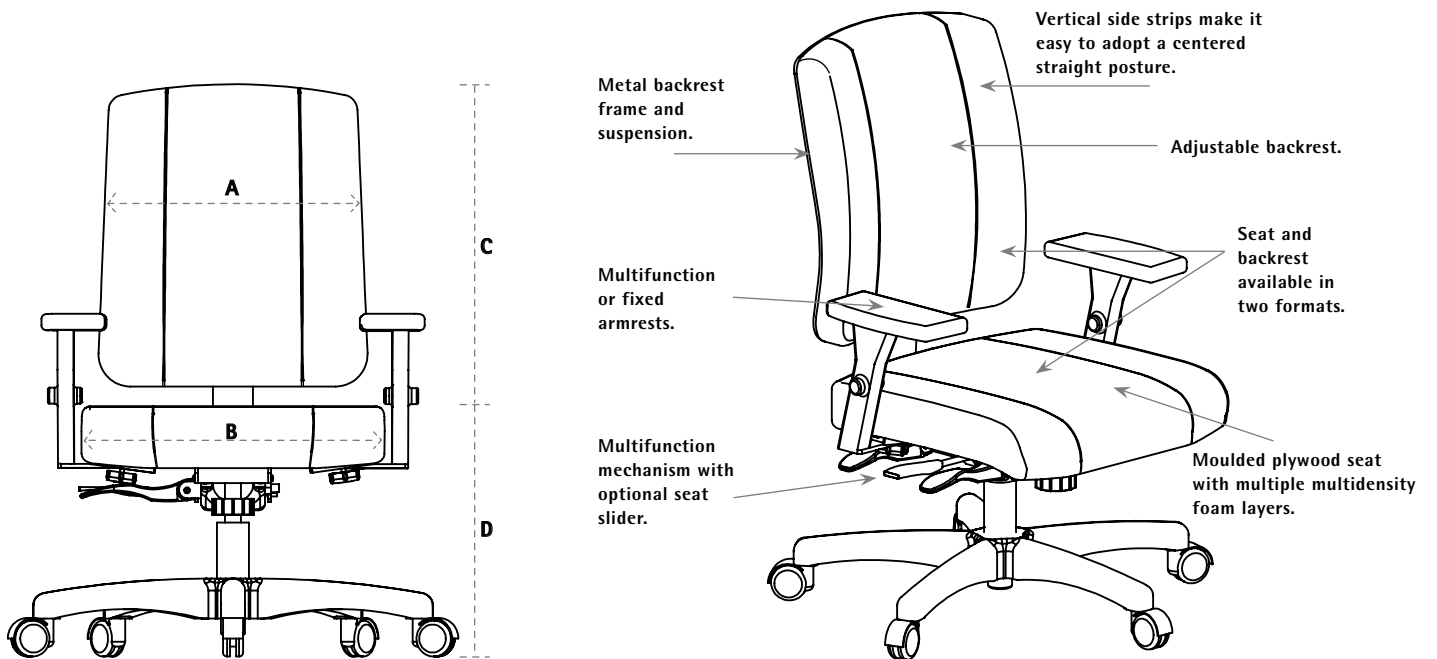
ADD \$ 141  
WN: black  
WP: platinum  
WC: chrome

## CODIFICATION

<b>CX93</b>	<b>C</b>	<b>K</b>	<b>P4</b>		<b>Hue Black</b>
Model	Base color	Armrest	Mechanism	Option	Fabric



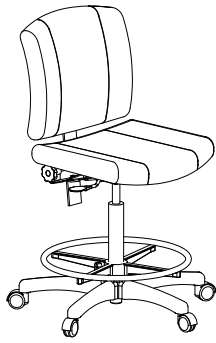
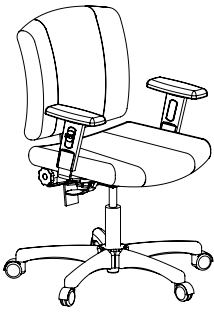




DIMENSION (inches)

	A Backrest width	B Seat width	C Backrest height from seat	D Seat height from floor	E Functional seat depth	F Overall depth	Fabric (yds)	Leather (ft <sup>2</sup> )	Weight (lbs)	Cubic (ft <sup>3</sup> )
UR40	17	18 1/2	18 - 22	18 - 23 1/2	17	26	1.25	24	50	13.51
UR80	17	18 1/2	18 - 22	25 - 35	16	26	1.25	24	52	14.81
UG51	17	18	22 1/2 - 24	18 - 22	17 1/2	26	1.35	25	54	13.51
UG52	18	19	22 1/2 - 24	18 - 22	17 1/2	26	1.35	25	56	13.51
UG60	17	18	20	18 1/2 - 22 1/2	17	26	1.2	24	47	13.51
UG90	18	19	24 - 26 1/2	18 - 22	17 1/2	26	1.45	28	60	21.83
UG92	18	19	29 1/2 - 32	18 - 22	17 1/2	26	1.65	32	62	21.83

# URBEX



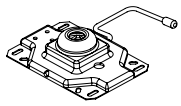
**UR40**

**UR80**

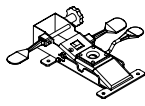
MODEL	CODE	MECHANISM	APPLICATION	Com/Col							Leather	
				A	1	2	3	4	5	6		7
<b>Mid-back</b>												
<b>UR40</b>												
Adjustable back	UR40N-PRG	Multifunction, with seat slider	Task	904	938	972	1006	1040	1108	1176	1244	1577
<b>Mid-back</b>												
<b>UR80</b>												
Adjustable back	UR80N-P1	Swivel	Stool	851	885	919	953	987	1055	1123	1191	1565
Adjustable back	UR80N-P2	Multifunction	Stool	1010	1043	1077	1111	1145	1213	1281	1349	1724
<b>OPTION</b>												
• Sleeve on W arm: only available in vinyl or leather				54	66	76	88	99	121	144	167	202

Prices above do not include arms

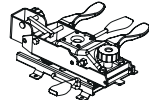
## MECHANISMS (see p. 4-5)



**P1**  
Swivel




**P2**  
Stool multifunction



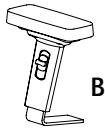
**PRG**  
Multifunction  
with seat slider

## OPTIONS

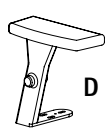
### ERGONOMIC ARM (see p. 6-7)



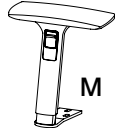
3 functions  
ADD \$ 146



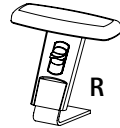
4 functions  
ADD \$ 172



5 functions  
ADD \$ 223



5 functions  
ADD \$159



2 functions  
ADD \$ 100

### FIXED ARM (see p. 6-7)



ADD \$ 67



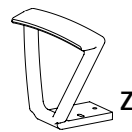
ADD \$ 51



ADD \$ 69



ADD \$ 141  
WN: black  
WP: platinum  
WC: chrome

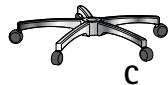


ADD \$ 228

### OTHERS



Black base  
ADD \$ 0



Chrome base  
ADD \$ 99



Hard floor  
caster  
ADD \$ 17



Shorter seat pan  
(-1'')  
ADD \$ 0



Narrow seat pan  
(-1 1/2'')  
ADD \$ 0  
(ND with seat  
slider)

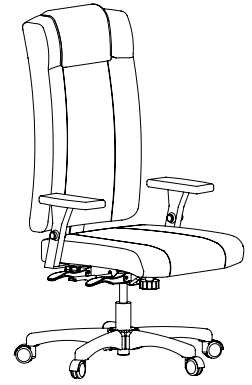
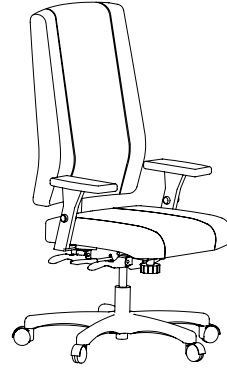


**Sleeve**  
(only with W-arm)  
• ADD: Price by grade

## CODIFICATION

UR40	N	D	PRG	SW	Hue Black
Model	Base color	Armrest	Mechanism	Option	Fabric

# URBEX



**UG51**

**UG52**

**UG60**


**UG90**

**UG92**

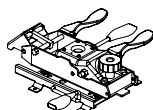
MODEL	CODE	MECHANISM	APPLICATION	Com/Col		PRICE / Grade						
				A	1	2	3	4	5	6	7	Leather
<b>Mid-back</b>												
<b>UG51</b>												
Ratchet back	UG51N-PFG	Multifunction, with seat slider	Task	838	875	911	948	985	1058	1132	1205	1559
<b>UG52</b>												
Ratchet back	UG52N-PFG	Multifunction, with seat slider	Task	876	913	949	986	1023	1096	1169	1243	1605
<b>Low-back</b>												
<b>UG60</b>												
Fixed back	UG60N-P5	Swivel-tilt	Conference	630	662	695	728	760	825	891	956	1248
<b>Intermediate-back</b>												
<b>UG90</b>												
Ratchet back	UG90N-PFG	Multifunction, with seat slider	Task	884	924	963	1002	1042	1121	1199	1278	1656
<b>High-back</b>												
<b>UG92</b>												
Ratchet back	UG92N-PFG	Multifunction, with seat slider	Task	923	968	1013	1058	1103	1192	1282	1372	1785
<b>OPTION</b>												
• Sleeve on W arm: only available in vinyl or leather				54	66	76	88	99	121	144	167	202

Prices above do not include arms

## MECHANISMS (see p. 4-5)




**P5**  
Conference



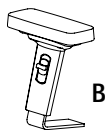
**PFG**  
Multifunction  
with seat slider

## OPTIONS

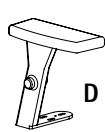
### ERGONOMIC ARM (see p. 6-7)



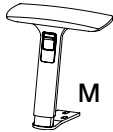
3 functions  
ADD \$ 146



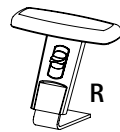
4 functions  
ADD \$ 172



5 functions  
ADD \$ 223



5 functions  
ADD \$ 159



2 functions  
ADD \$ 100


### FIXED ARM (see p. 6-7)



ADD \$ 67



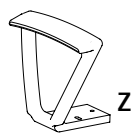
ADD \$ 51



ADD \$ 69



ADD \$ 141  
WN: black  
WP: platinum  
WC: chrome



ADD \$ 228


### OTHERS



Black base  
ADD \$ 0



Chrome base  
ADD \$ 99



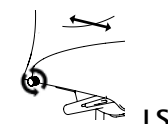
Hard floor  
caster  
ADD \$ 17



Shorter seat pan  
(-1'')  
ADD \$ 0



Narrow seat pan  
(-1 1/2'')  
ADD \$ 0  
(ND for PFG)



Lumbar support  
(N/A for UG60)  
ADD \$ 81

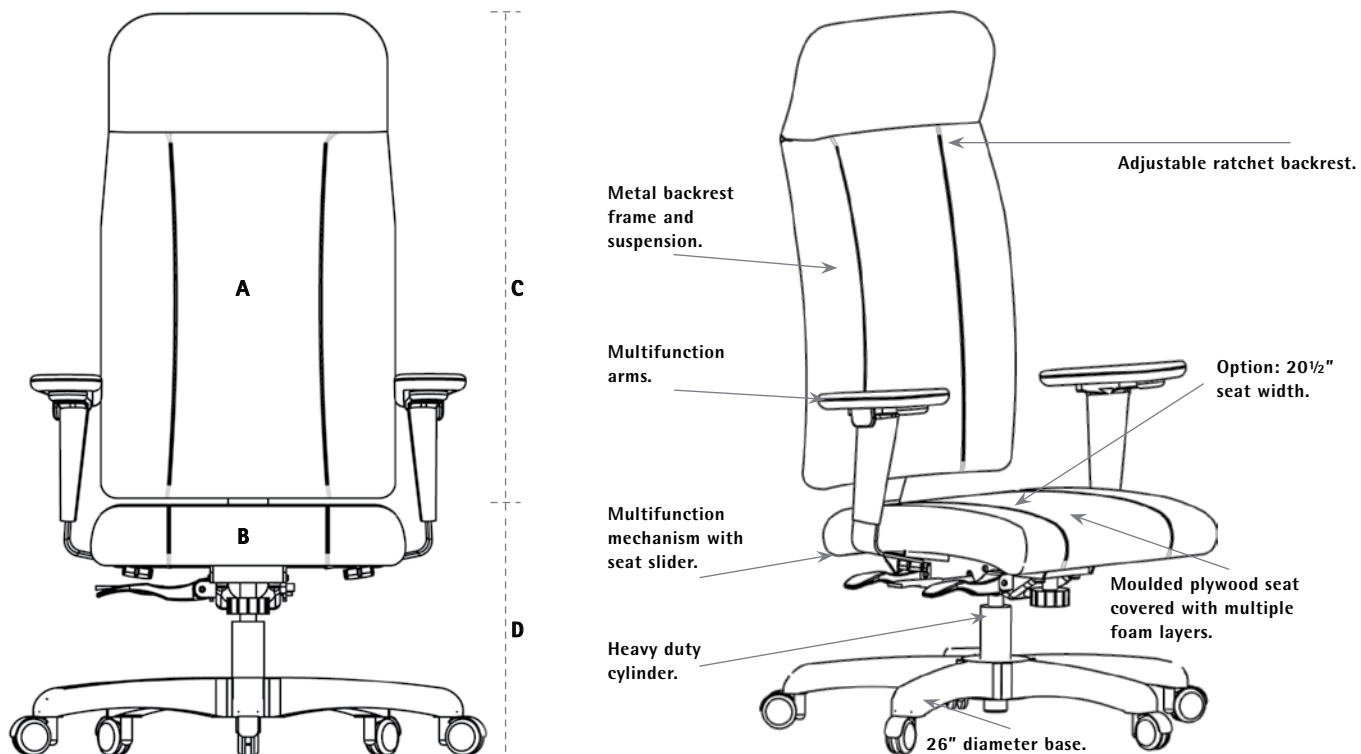


**Sleeve**  
(only with W-arm)  
• ADD: Price by grade

## CODIFICATION

UG52	N	D	PFG	SW	Hue Black
Model	Base color	Armrest	Mechanism	Option	Fabric





DIMENSION (inches)

	A	B	C	D	E	F				
	Backrest width	Seat width	Backrest height from seat	Seat height from floor	Functional seat depth	Overall depth	Fabric (yds)	Leather (ft <sup>2</sup> )	Weight (lbs)	Cubic (ft <sup>3</sup> )
AL93	18	18 1/2	28-30	19-24	17 1/2	26	1,5	28	72	21,83
AL95	19	19 1/2	28-30	19-24	17 1/2	26	1,6	30	75	21,83
UG59	18	20 1/2	22 1/2-24	18-22	17 1/2	26	1,35	25	60	16,77
UG99	18	20 1/2	24-26 1/2	18-22	17 1/2	26	1,45	28	60	21,83

# URBEX 24



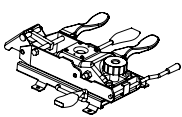
**AL93**

**AL95**

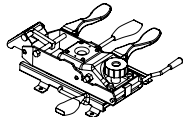
MODEL	CODE	MECHANISM	APPLICATION	Com/Col							Leather	
				A	1	2	3	4	5	6		7
<b>High-back</b>												
<b>AL93</b>												
Ratchet back	AL93N-PGG	Multifunction with seat slider, heavy duty cylinder	Intensive use (24 Hr)	1260	1301	1342	1382	1423	1505	1586	1668	2127
Ratchet back	AL93N-PE	Heavy duty multifunction, heavy duty cylinder	250 lbs to 350 lbs	1294	1335	1376	1416	1457	1539	1620	1702	2161
<b>AL95</b>												
Ratchet back	AL95N-PGG	Multifunction with seat slider, heavy duty cylinder	Intensive use (24 Hr)	1295	1335	1376	1417	1458	1539	1621	1702	2169
Ratchet back	AL95N-PE	Heavy duty multifunction, heavy duty cylinder	250 lbs to 350 lbs	1329	1369	1410	1451	1492	1573	1655	1736	2203

Prices above do not include arms

## MECHANISMS (see p. 4-5)



**PGG**  
Multifunction with seat slider




**PE**  
Heavy duty multifunction with seat slider

## OPTIONS

### ERGONOMIC ARM (see p. 6-7)



**D**  
5 functions  
ADD \$ 223



**U**  
3 functions  
ADD \$ 309

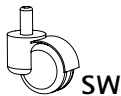
## OTHERS



**N**  
Black base  
ADD \$ 0



**C**  
Chrome base  
ADD \$ 99



**SW**  
Hard floor caster  
ADD \$ 17

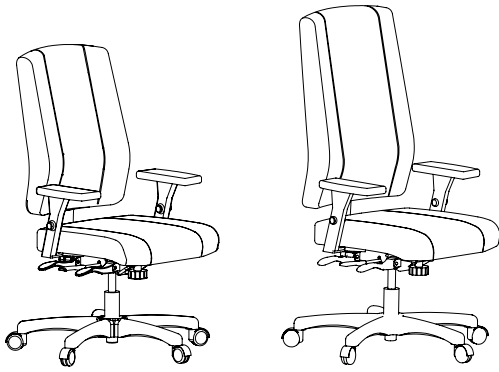


**C**  
Shorter seat pan (-1½")  
ADD \$ 0

## CODIFICATION

AL93	N	D	PG	SW	Hue Black
Model	Base color	Armrest	Mechanism	Option	Fabric





**UG59**

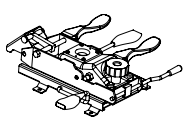
**UG99**

MODEL	CODE	MECHANISM	APPLICATION	Com/Col		PRICE / Grade						
				A	1	2	3	4	5	6	7	Cuir
<b>Mid-back</b>												
<b>UG59</b>												
Ratchet back	UG59N-PGG	Multifunction with seat slider, heavy duty cylinder, seat width 20½"	Intensive use (24 Hr)	1029	1066	1102	1139	1176	1249	1323	1396	1789
Ratchet back	UG59N-PE	Heavy duty multifunction, heavy duty cylinder, seat width 20½"	250 lbs to 350 lbs	1063	1100	1136	1173	1210	1283	1357	1430	1823
<b>Intermediate-back</b>												
<b>UG99</b>												
Ratchet back	UG99N-PGG	Multifunction with seat slider, heavy duty cylinder, seat width 20½"	Intensive use (24 Hr)	1037	1077	1116	1156	1195	1274	1353	1431	1840
Ratchet back	UG99N-PE	Heavy duty multifunction, heavy duty cylinder, seat width 20½"	250 lbs to 350 lbs	1071	1111	1150	1190	1229	1308	1387	1465	1874

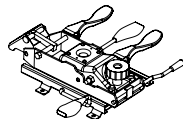
Prices above do not include arms

## OPTIONS

### MECHANISMS (see p. 4-5)



**PGG**  
Multifunction with seat slider



**PE**  
Heavy duty multifunction with seat slider

### ERGONOMIC ARM (see p. 6-7)



**D**  
5 functions  
ADD \$ 223



**U**  
3 functions  
ADD \$ 309

### OTHERS



**N**  
Black base  
ADD \$ 0



**C**  
Chrome base  
ADD \$ 99



**SW**  
Hard floor caster  
ADD \$ 17



**C**  
Shorter seat pan (-1½")  
ADD \$ 0

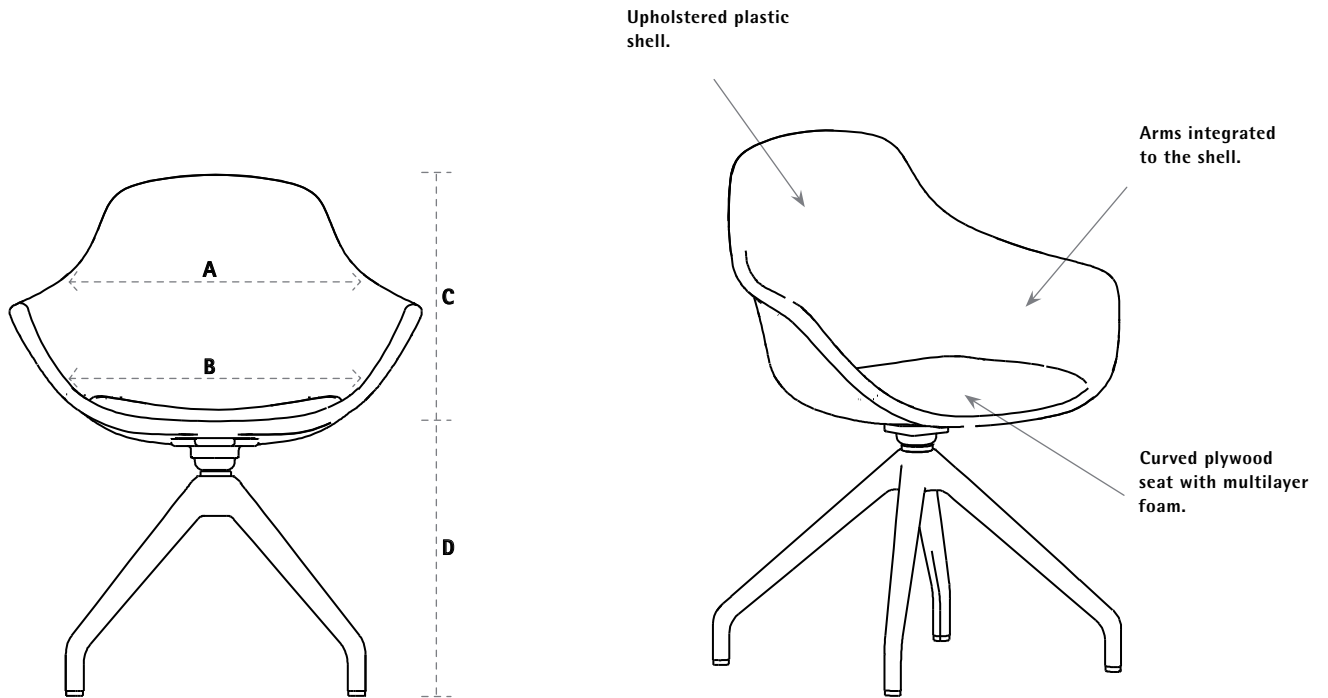


**L**  
Larger seat pan (20½")  
(Available for AL93-95)  
ADD \$ 63

### CODIFICATION

AL93	N	D	PG	SW	Hue Black
Model	Base color	Armrest	Mechanism	Option	Fabric





DIMENSION (inches)

	A	B	C	D	E	F	Fabric*	Leather*	Weight	Cubic
	Backrest width	Seat width	Backrest height from seat	Seat height from floor	Functional seat depth	Overall depth	(yds)	(ft <sup>2</sup> )	(lbs)	(ft <sup>3</sup> )
LY70	18	18	15 1/2	18	15	18	1,45	28	19	14,81
LY72	18	18	15 1/2	18	15	18	1,45	28	19	14,81
LY40	18	18	15 1/2	17-21	15	18	1,45	28	19,5	14,81
LY43	18	18	15 1/2	18 1/4	15	18	1,45	28	16,5	14,81
LY44	18	18	15 1/2	18	15	18	1,45	28	17,5	14,81

# ELY



LY70

LY72

LY40

LY43

LY44

MODEL	CODE	MECHANISM BASE	APPLICATION	Com/Col				PRICE / Grade				
				A	1	2	3	4	5	6	7	Leather
<b>LY70</b> Upholstered backrest and seat	LY70	Four legs	Guest	713	758	803	848	893	982	1072	1162	1304
<b>LY72</b> Upholstered backrest and seat	LY72C	Chrome sled base	Guest	793	838	883	927	972	1062	1152	1242	1384
<b>LY40</b> Upholstered backrest and seat	LY40	Swivel-tilt	Conference	699	743	788	833	878	968	1058	1148	1290
<b>LY43</b> Upholstered backrest and seat	LY43	4 stars	Guest	801	846	891	936	981	1070	1160	1250	1392
<b>LY44</b> Upholstered backrest and seat	LY44	Natural wood base	Guest	916	961	1005	1050	1095	1185	1275	1365	1507

## OPTIONS

### OTHERS



Black base  
Ajout 0 \$

Chrome base  
Ajout 99 \$

Hard floor  
caster  
Ajout 17 \$

Natural  
wood base  
Ajout 0 \$

Amber  
wood base  
Ajout 0 \$

Walnut  
wood base  
Ajout 0 \$

Black  
wood base  
Ajout 0 \$

Black four  
stars base  
Ajout 0 \$

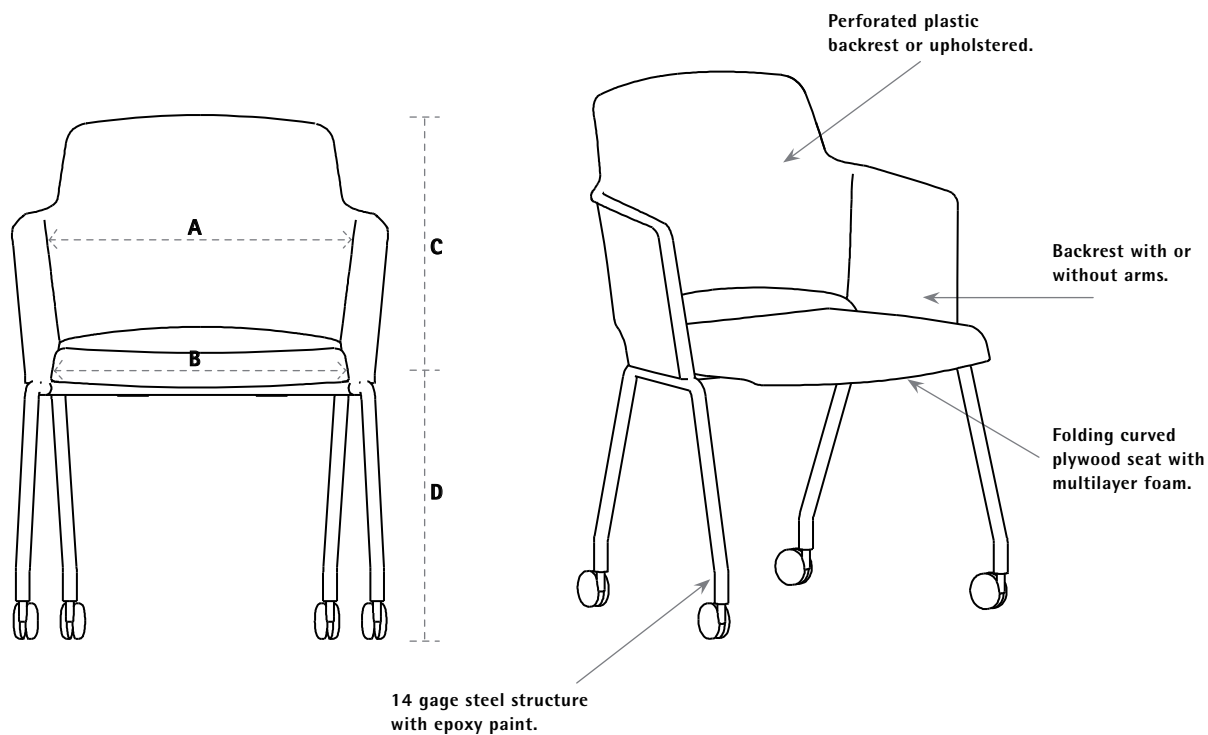
White four  
stars base  
Ajout 0 \$



Black four  
legs base  
Ajout 0 \$



Chrome four  
legs base  
Ajout 0 \$



### DIMENSION (inches)

	A	B	C	D	E	F	Fabric*	Leather*	Weight	Cubic
	Backrest width	Seat width	Backrest height from seat	Seat height from floor	Functional seat depth	Overall depth	(yds)	(ft <sup>2</sup> )	(lbs)	(ft <sup>3</sup> )
SE/SR20	18 1/2	19 1/2	16	18 3/4	18	21	1,15	22	17,5	14,81
SE/SR30	18 1/2	19 1/2	16	18 3/4	18	21	1,35	25	20,5	14,81
SE/SR21	18 1/2	19 1/2	16	18 3/4	18	21	1,15	22	15,5	14,81
SE/SR31	18 1/2	19 1/2	16	18 3/4	18	21	1,35	25	18,5	14,81
SE/SR40	18 1/2	19 1/2	16	17-21	18	26	1,15	22	19,5	14,81
SE/SR42	18 1/2	19 1/2	16	17-21	18	26	1,35	25	22,5	14,81
SE/SR50	18 1/2	19 1/2	16	18 1/2	18	21	1,15	22	19	14,81
SE/SR52	18 1/2	19 1/2	16	18 1/2	18	21	1,35	25	22	14,81
SE/SR60	18 1/2	19 1/2	16	18 1/2	18	21	1,15	22	21	14,81
SE/SR62	18 1/2	19 1/2	16	18 1/2	18	21	1,35	25	24	14,81

\*\* Models with plastic backrest (SE)

** SE	0.70	14
-------	------	----

# SHIFT



SE20

SE30

SE21

SE31

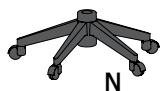
SE40

MODEL	CODE	MECHANISM BASE	APPLICATION	Com/Col				PRICE / Grade				
				A	1	2	3	4	5	6	7	Leather
<b>SE20</b>												
Plastic backrest and upholstered seat	SE20	Four legs without armrest	Guest	671	691	711	731	752	792	833	873	946
Upholstered backrest and seat	SR20	Four legs without armrest	Guest	774	817	860	904	947	1034	1121	1207	1345
<b>SE30</b>												
Plastic backrest and upholstered seat	SE30	Four legs with armrest	Guest	714	734	754	774	795	835	875	916	989
Upholstered backrest and seat	SR30	Four legs with armrest		821	868	914	960	1006	1099	1191	1284	1429
<b>SE21</b>												
Plastic backrest and upholstered seat	SE21	Four legs casters without armrest	Guest	728	748	769	789	809	850	890	931	1003
Upholstered backrest and seat	SR21	Four legs casters without armrest	Guest	830	873	917	960	1003	1090	1177	1264	1401
<b>SE31</b>												
Plastic backrest and upholstered seat	SE31	Four legs casters with armrest	Guest	770	790	810	830	851	891	932	972	1045
Upholstered backrest and seat	SR31	Four legs casters with armrest	Guest	878	924	970	1017	1063	1155	1248	1340	1485
<b>SE40</b>												
Plastic backrest and upholstered seat	SE40	Without armrest	Conference	646	666	686	706	727	767	808	848	921
Upholstered backrest and seat	SR40	Without armrest	Conference	747	791	834	877	921	1007	1094	1181	1318

Prices above do not include arms

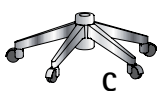
## OPTIONS

### OTHERS




Black base

Ajout 0 \$



Chrome base

Ajout 99 \$



Hard floor  
caster

Ajout 17 \$



Natural  
wood base

Ajout 0 \$



Amber  
wood base

Ajout 0 \$



Walnut  
wood base

Ajout 0 \$



Black  
wood base

Ajout 0 \$



Black four  
floor  
caster  
base

Ajout 0 \$



Platinum four  
floor  
caster  
base

Ajout 0 \$



Black four  
legs base

Ajout 0 \$



Chrome four  
legs base

Ajout 0 \$



**SE42**

**SE50**

**SE52**

**SE60**

**SE62**

MODEL	CODE	MECHANISM BASE	APPLICATION	Com/Col		PRICE / Grade						
				A	1	2	3	4	5	6	7	Leather
<b>SE42</b>												
Plastic backrest and upholstered seat	SE42	With armrests	Conference	675	695	715	735	756	796	837	877	950
Upholstered backrest and seat	SR42	With armrests	Conference	797	843	890	936	982	1075	1167	1260	1405
<b>SE50</b>												
Plastic backrest and upholstered seat	SE50	4 stars without armrest	Guest	752	772	792	812	833	873	914	954	1027
Upholstered backrest and seat	SR50	4 stars without armrest	Guest	853	897	940	983	1027	1113	1200	1287	1425
<b>SE52</b>												
Plastic backrest and upholstered seat	SE52	4 stars with armrests	Guest	794	814	834	854	875	915	956	996	1069
Upholstered backrest and seat	SR52	4 stars with armrests	Guest	901	947	993	1040	1086	1178	1271	1364	1509
<b>SE60</b>												
Plastic backrest and upholstered seat	SE60	4 legs casters without armrest / Flip seat	Guest	727	747	767	787	808	848	889	929	1002
Upholstered backrest and seat	SR60	4 legs casters without armrest / Flip seat	Guest	828	872	915	958	1002	1088	1175	1262	1400
<b>SE62</b>												
Plastic backrest and upholstered seat	SE62	4 legs casters with armrest / Flip seat	Guest	768	789	809	829	849	890	930	971	1044
Upholstered backrest and seat	SR62	4 legs casters with armrest / Flip seat	Guest	879	925	971	1018	1064	1157	1249	1342	1487

## OPTIONS

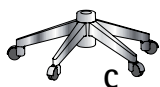
### AUTRES



**N**

Black base

Ajout 0 \$



**C**

Chrome base

Ajout 99 \$



**SW**

Hard floor  
caster

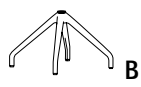
Ajout 17 \$



**N**

Black four  
stars base

Ajout 0 \$



**B**

White four  
stars base

Ajout 0 \$



**N**

Black four  
floor caster  
base

Ajout 0 \$



**B**

Platinum four  
floor caster  
base

Ajout 0 \$



**N**

Black four  
legs base

Ajout 0 \$



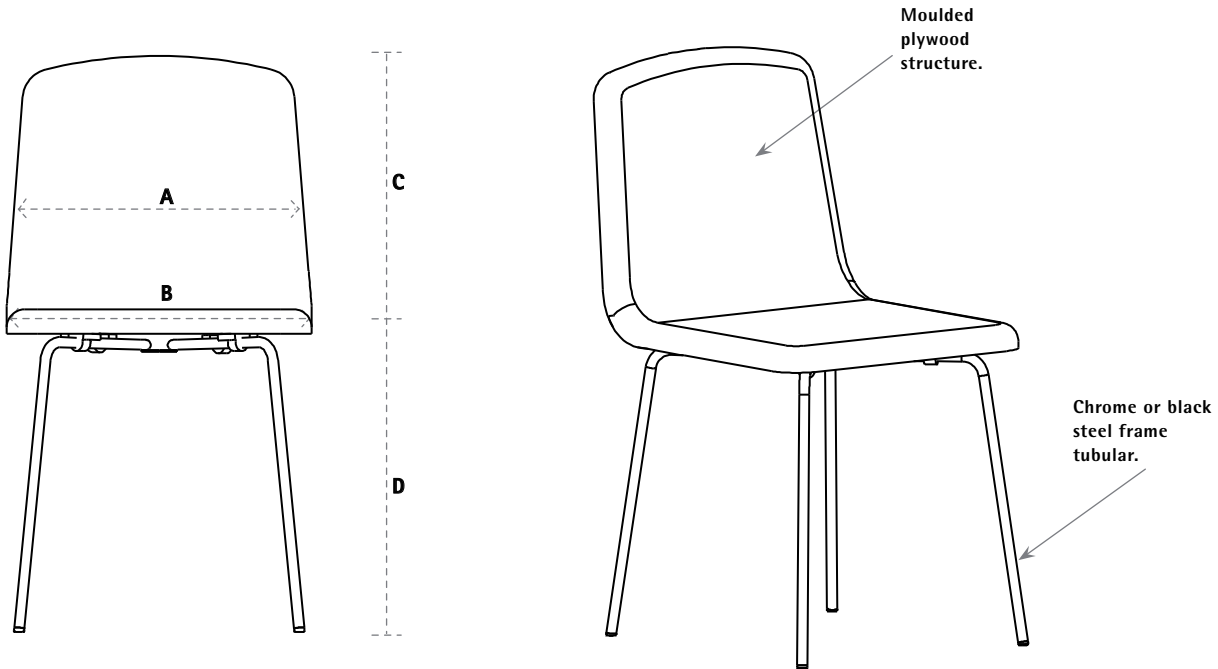
**C**

Chrome four  
legs base

Ajout 0 \$







DIMENSION (inches)

	A	B	C	D	E	F	Fabric*	Leather*	Weight	Cubic
	Backrest width	Seat width	Backrest height from seat	Seat height from floor	Functional seat depth	Overall depth	(yds)	(ft <sup>2</sup> )	(lbs)	(ft <sup>3</sup> )
RA70	18 1/2	19 1/2	16 1/2	18,5	16 1/2	23	1,1	22	20	14,81
RA40	18 1/2	19 1/2	16 1/2	17-21	16 1/2	23	1,1	22	20,5	14,81
RA43	18 1/2	19 1/2	16 1/2	18,75	16 1/2	23	1,1	22	17,5	14,81
RA44	18 1/2	19 1/2	16 1/2	19	16 1/2	23	1,1	22	18,5	14,81
RA25	18 1/2	19 1/2	6 1/2	26	16 1/2	20	0,8	16	17,5	21,83
RA35	18 1/2	19 1/2	6 1/2	30	16 1/2	20	0,8	16	17,5	21,83
RA64	18 1/2	19 1/2	6 1/2	26	16 1/2	20	0,8	16	18,5	21,83
RA65	18 1/2	19 1/2	6 1/2	30	16 1/2	20	0,8	16	18,5	21,83

# TARA



**RA70**

**RA40**

**RA43**

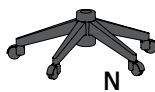
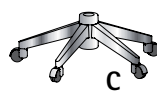





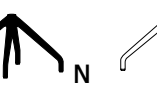



**RA44**

**RA35**

MODEL	CODE	MECHANISM BASE	APPLICATION	Com/Col				PRICE / Grade				
				A	1	2	3	4	5	6	7	Leather
<b>RA70</b> Upholstered backrest and seat	<b>RA70</b>	Four legs	Guest	646	679	712	745	778	844	910	976	1082
<b>RA40</b> Upholstered backrest and seat	<b>RA40</b>	Swivel-tilt	Conference	627	660	693	726	759	825	890	956	1062
<b>RA43</b> Upholstered backrest and seat	<b>RA43</b>	Four stars	Guest	737	770	803	836	868	934	1000	1066	1172
<b>RA44</b> Upholstered backrest and seat	<b>RA44</b>	Natural wood base	Guest	827	860	893	926	959	1025	1090	1156	1262
<b>Counter 36"</b> <b>RA35</b> Upholstered backrest and seat	<b>RA35</b>	Chrome four legs	24" Stool	814	847	880	913	946	1012	1078	1143	1250

## OPTIONS

### OTHERS

 <b>N</b>	 <b>C</b>	 <b>SW</b>	 <b>E</b>	 <b>T</b>	 <b>W</b>	 <b>N</b>	 <b>N</b>	 <b>B</b>
Black base Ajout 0 \$	Chrome base Ajout 99 \$	Hard floor caster Ajout 17 \$	Natural wood base Ajout 0 \$	Amber wood base Ajout 0 \$	Walnut wood base Ajout 0 \$	Black wood base Ajout 0 \$	Black four stars base Ajout 0 \$	White four stars base Ajout 0 \$
 <b>N</b>	 <b>C</b>							
Black four legs base Ajout 0 \$	Chrome four legs base Ajout 0 \$							



**RA25**

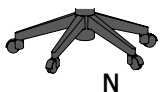
**RA64**

**RA65**

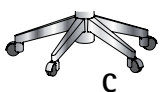
MODEL	CODE	MECHANISM BASE	APPLICATION	Com/Col			PRICE / Grade						
				A	1	2	3	4	5	6	7	Leather	
<b>Counter 42"</b>													
<b>RA25</b>													
Upholstered backrest and seat	RA25	Chrome four legs	24" Stool	814	847	880	913	946	1012	1078	1143	1250	
<b>Counter 36"</b>													
<b>RA64</b>													
Upholstered backrest and seat	RA64	Natural wood base	30" Stool	1014	1047	1080	1113	1146	1212	1278	1343	1450	
<b>Counter 42"</b>													
<b>RA65</b>													
Upholstered backrest and seat	RA65	Natural wood base	24" Stool	1040	1073	1106	1139	1172	1238	1303	1369	1475	

Prices above do not include arms

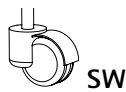
## OPTIONS OTHERS



Black base  
Ajout 0 \$



Chrome base  
Ajout 99 \$



Hard floor  
caster  
Ajout 17 \$



Natural  
wood base  
Ajout 0 \$



Amber  
wood base  
Ajout 0 \$



Walnut  
wood base  
Ajout 0 \$



Black  
wood base  
Ajout 0 \$

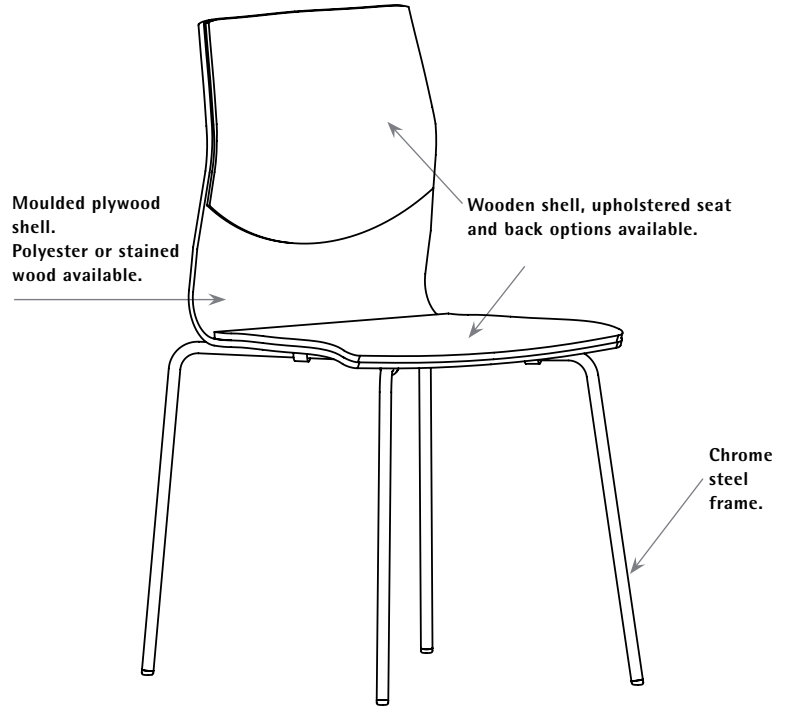
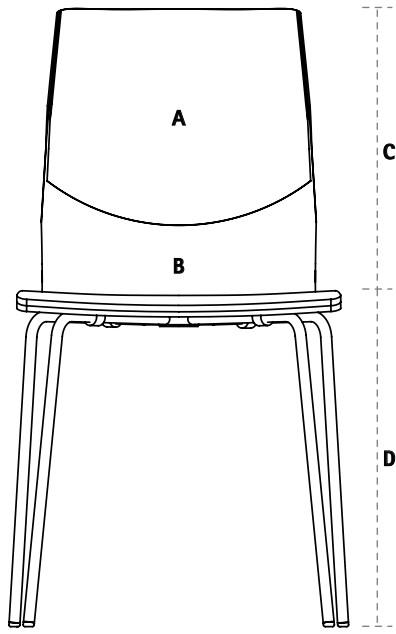


Black four  
legs base  
Ajout 0 \$



Chrome four  
legs base  
Ajout 0 \$






**DIMENSION (inches)**

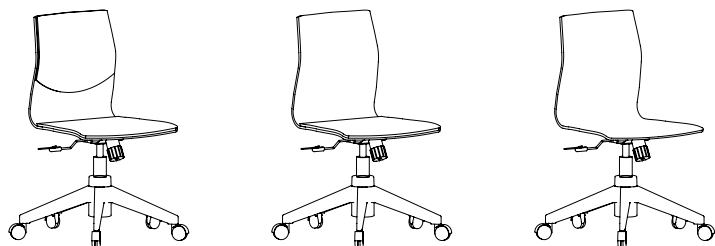
	A	B	C	D	E	F	Fabric*	Leather*	Weight	Cubic
	Backrest width	Seat width	Backrest height from seat	Seat height from floor	Functional seat depth	Overall depth	(yds)	(ft <sup>2</sup> )	(lbs)	(ft <sup>3</sup> )
Z020	16 1/2	17 1/2	16	18	16	21 1/2	0,70	14	20	11,05
Z021	16 1/2	17 1/2	16	18	16	21 1/2	0,70	14	20	11,05
Z022	16 1/2	17 1/2	16	18	16	21 1/2	N/A	N/A	20	11,05
Z050	16 1/2	17 1/2	16	18	16	21 1/2	0,70	14	20	11,05
Z051	16 1/2	17 1/2	16	18	16	21 1/2	0,70	14	20	11,05
Z052	16 1/2	17 1/2	16	18	16	21 1/2	N/A	N/A	20	11,05
Z040	16 1/2	17 1/2	16	18-22	16	21 1/2	0,70	14	26	13,51
Z041	16 1/2	17 1/2	16	18-22	16	21 1/2	0,70	14	26	13,51
Z042	16 1/2	17 1/2	16	18-22	16	21 1/2	N/A	N/A	26	13,51
Z055	16 1/2	17 1/2	16	24	16	21 1/2	0,70	14	22	21,83
Z056	16 1/2	17 1/2	16	24	16	21 1/2	0,70	14	22	21,83
Z057	16 1/2	17 1/2	16	24	16	21 1/2	N/A	N/A	22	21,83
Z065	16 1/2	17 1/2	16	30	16	21 1/2	0,70	14	22	21,83
Z066	16 1/2	17 1/2	16	30	16	21 1/2	0,70	14	22	21,83
Z067	16 1/2	17 1/2	16	30	16	21 1/2	N/A	N/A	22	21,83
Z035	16 1/2	17 1/2	16	24	16	21 1/2	0,70	14	22	21,83
Z036	16 1/2	17 1/2	16	24	16	21 1/2	0,70	14	22	21,83
Z037	16 1/2	17 1/2	16	24	16	21 1/2	N/A	N/A	22	21,83
Z025	16 1/2	17 1/2	16	30	16	21 1/2	0,70	14	22	21,83
Z026	16 1/2	17 1/2	16	30	16	21 1/2	0,70	14	22	21,83
Z027	16 1/2	17 1/2	16	30	16	21 1/2	N/A	N/A	22	21,83

# ZOA

SLED BASE, WOOD BASE AND CASTER BASE



	Z020	Z021	Z022	Z050	Z051	Z052						
MODEL	CODE	MECHANISM BASE	APPLICATION	Com/Col	PRICE / Grade							Leather
				A	1	2	3	4	5	6	7	
<b>Z020</b> Upholstered backrest and seat	Z0Z20C	Chrome sled	Guest	582	598	614	630	645	677	708	740	937
<b>Z021</b> White polyester backrest, upholstered seat	Z0Z21C	Chrome sled	Guest	534	543	552	561	570	588	606	624	777
<b>Z022</b> White polyester backrest, and seat	Z0Z22C	Chrome sled	Guest		447							
<b>Z050</b> Upholstered backrest and seat	Z0Z50E	Natural wood base	Guest	725	741	756	772	788	820	851	883	1108
<b>Z051</b> White polyester backrest, upholstered seat	Z0Z51E	Natural wood base	Guest	677	686	695	704	713	731	749	767	949
<b>Z052</b> White polyester backrest, and seat	Z0Z52E	Natural wood base	Guest		592							



**Z040**

**Z041**

**Z042**

MODEL	CODE	MECHANISM BASE	APPLICATION	Com/Col		PRICE / Grade						
				A	1	2	3	4	5	6	7	Leather
<b>Z040</b> Upholstered backrest and seat	<b>ZOZ40N-P5</b>	Swivel-tilt	Conference	588	604	620	635	651	683	714	746	944
<b>Z041</b> White polyester backrest, upholstered seat	<b>ZOZ41N-P5</b>	Swivel-tilt	Conference	540	549	558	567	576	594	612	630	784
<b>Z042</b> White polyester and seat	<b>ZOE42N-P5</b>	Swivel-tilt	Conference		545							

## OPTIONS

### OTHERS



**B**

White  
polyester  
ADD \$ 0



**LE**

Natural linear  
wood grain  
ADD \$ 67



**LT**

Amber  
stained  
ADD \$ 85



**LW**

Walnut  
stained  
ADD \$ 85



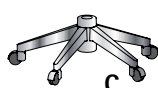
**LN**

Black  
polyester  
ADD \$ 85



**N**

Black base  
Ajout 0 \$



**C**

Chrome base  
Ajout 99 \$



**SW**

Hard floor  
caster  
Ajout 17 \$



**E**

Natural  
wood base  
ADD \$ 0



**T**

Amber  
wood base  
ADD \$ 0



**W**

Walnut  
wood base  
ADD \$ 0



**N**

Black  
wood base  
ADD \$ 0



**N**

Four legged  
black base  
ADD \$ 0



**C**

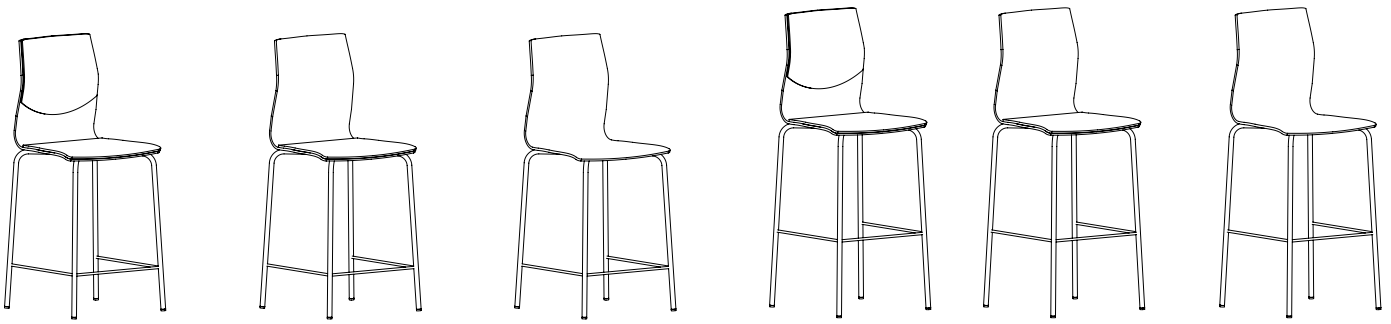
Four legged  
chrome base  
ADD \$ 0

### CODIFICATION

<b>ZO</b>	<b>E</b>	<b>41</b>	<b>C</b>	<b>P5</b>	<b>SW</b>	<b>Hue Black</b>
Serie	Color (stained or polyester)	Model	Base color	Mechanism	Option	Fabric

# ZOA

STOOL BASE



**Z035**

**Z036**

**Z037**

**Z025**

**Z026**

**Z027**

MODEL	CODE	BASE	APPLICATION	Com/Col			PRICE / Grade						
				A	1	2	3	4	5	6	7	Leather	

**Counter 36"**

**Z035**

Upholstered backrest and seat

ZOZ35E

Chrome sled

24" Stool

714 730 745 761 777 808 840 872 1095

**Z036**

White polyester backrest, upholstered seat

ZOZ36E

Chrome sled

24" Stool

666 675 684 693 702 720 738 756 936

**Z037**

White polyester backrest, and seat

ZOZ37E

Chrome sled

24" Stool

579

**Counter 42"**

**Z025**

Upholstered backrest and seat

ZOZ25E

Chrome sled

30" Stool

714 730 745 761 777 808 840 872 1095

**Z026**

White polyester backrest, upholstered seat

ZOZ26E

Chrome sled

30" Stool

666 675 684 693 702 720 738 756 936

**Z027**

White polyester backrest, and seat

ZOZ27E

Chrome sled

30" Stool

579

## OPTIONS

### OTHERS



**B**

White polyester  
ADD \$ 0



**LE**

Natural linear wood grain  
ADD \$ 67



**LT**

Amber stained  
ADD \$ 85



**LW**

Walnut stained  
ADD \$ 85



**LN**

Black polyester  
ADD \$ 85



**E**

Natural wood base  
ADD \$ 0



**T**

Amber wood base  
ADD \$ 0



**W**

Walnut wood base  
ADD \$ 0



**N**

Black wood base  
ADD \$ 0



**N**

Four legged black base  
ADD \$ 0



**C**

Four legged chrome base  
ADD \$ 0





**Z055**

**Z056**

**Z057**

**Z065**

**Z066**

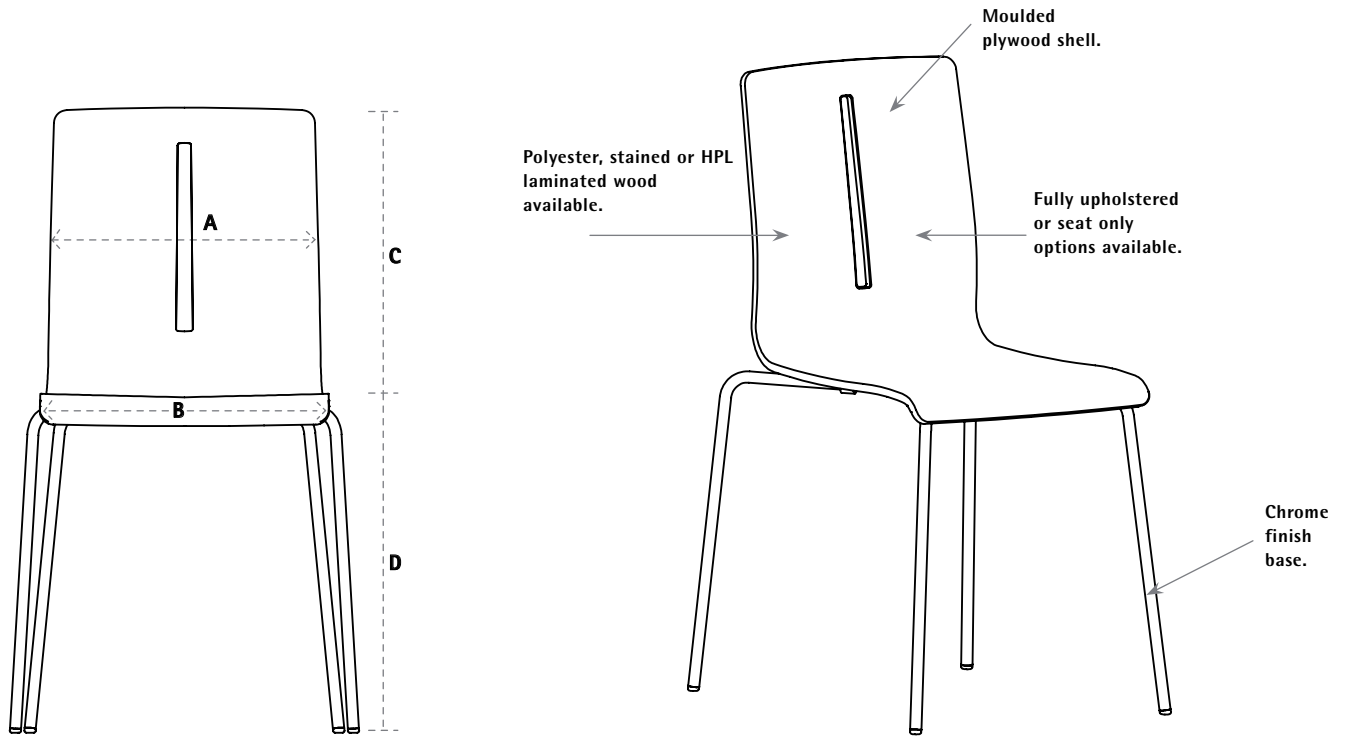
**Z077**

MODEL	CODE	BASE	APPLICATION	Com/Col		PRICE / Grade						
				A	1	2	3	4	5	6	7	Leather
<b>Counter 36"</b>												
<b>Z055</b> Upholstered backrest and seat	<b>Z0Z55E</b>	Natural wood base	24" Stool	844	860	876	892	907	939	970	1002	1251
<b>Z056</b> White polyester backrest, upholstered seat	<b>Z0Z56E</b>	Natural wood base	24" Stool	797	806	815	824	833	851	869	887	1092
<b>Z057</b> White polyester backrest, and seat	<b>Z0Z57E</b>	Natural wood base	24" Stool		708							
<b>Counter 42"</b>												
<b>Z065</b> Upholstered backrest and seat	<b>Z0Z65E</b>	Natural wood base	30" Stool	864	880	896	912	927	959	991	1022	1275
<b>Z066</b> White polyester backrest, upholstered seat	<b>Z0Z66E</b>	Natural wood base	30" Stool	817	826	835	844	853	871	889	907	1116
<b>Z067</b> White polyester backrest, and seat	<b>Z0Z67E</b>	Natural wood base	30" Stool		708							

## CODIFICATION

<b>ZO</b>	<b>E</b>	<b>76</b>	<b>C</b>	<b>Hue Black</b>
Serie	Color (stained or polyester)	Model	Base color	Fabric



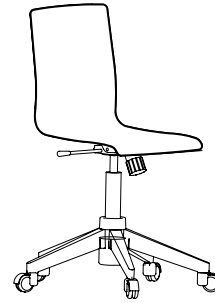




**DIMENSION (inches)**

	A	B	C	D	E	F	Fabric (yds)	Leather (ft <sup>2</sup> )	Weight (lbs)	Cubic (ft <sup>3</sup> )
	Backrest width	Seat width	Backrest height from seat	Seat height from floor	Functional seat depth	Overall depth				
PL20	15 1/2	16 1/4	16 1/2	17 1/2	15	20 1/2	1,10	22	20	11.05
PL21	15 1/2	16 1/4	16 1/2	17 1/2	15	20 1/2	0,70	14	20	11.05
PL22	15 1/2	16 1/4	16 1/2	17	15	20 1/2	N/A	N/A	20	11.05
PL25	15 1/2	16 1/4	16 1/2	30 1/2	15	21 1/2	1,10	22	16	21.83
PL26	15 1/2	16 1/4	16 1/2	30 1/2	15	21 1/2	0,70	14	16	21.83
PL27	15 1/2	16 1/4	16 1/2	30	15	21 1/2	N/A	N/A	16	21.83
PL35	15 1/2	16 1/4	16 1/2	26 1/2	15	21 1/2	1,10	22	16	21.83
PL36	15 1/2	16 1/4	16 1/2	26 1/2	15	21 1/2	0,70	14	16	21.83
PL37	15 1/2	16 1/4	16 1/2	26	15	21 1/2	N/A	N/A	16	21.83
PL40	15 1/2	16 1/4	16 1/2	17 - 20 1/2	15	24	1,10	22	26	13.51
PL41	15 1/2	16 1/4	16 1/2	17 - 20 1/2	15	24	0,70	14	26	13.51
PL42	15 1/2	16 1/4	16 1/2	16 1/2 - 20	15	24	N/A	N/A	26	13.51

# PLY

## FOUR LEGGED BASE AND CASTER BASE



**PL20**

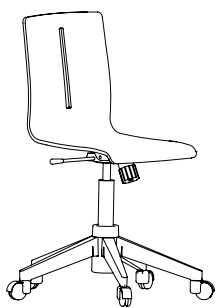
**PL21**

**PL22**

**PL40**

**PL41**

MODEL	CODE	MECHANISM BASE	APPLICATION	Com/Col				PRICE / Grade				
				A	1	2	3	4	5	6	7	Leather
<b>PL20</b> Upholstered backrest and seat	<b>PL20C</b>	Four legs	Guest	369	397	424	451	478	533	588	642	855
<b>PL21</b> Natural wood backrest, upholstered seat	<b>PLE21C</b>	Four legs	Guest	454	464	474	483	493	513	533	553	694
<b>PL22</b> Natural wood backrest and seat	<b>PLE22C</b>	Four legs	Guest	391								
<b>PL40</b> Upholstered backrest and seat	<b>PL40N-P5</b>	Swivel-tilt	Conference	374	401	429	456	483	538	592	647	861
<b>PL41</b> Natural wood backrest, upholstered seat	<b>PLE41N-P5</b>	Swivel-tilt	Conference	458	468	478	488	498	518	538	558	700

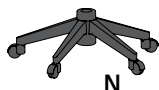


## PL42

MODEL	CODE	MECHANISM BASE	APPLICATION	Com/Col							Leather	
				A	1	2	3	4	5	6		7
<b>PL42</b> Natural wood backrest and seat	<b>PLE42N-P5</b>	Swivel-tilt	Conference	422								

## OPTIONS

### OTHERS



**N**

Black base

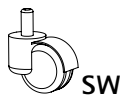
ADD \$ 0



**C**

Chrome base

ADD \$ 99



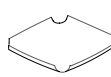
**SW**

Hard floor  
caster  
ADD \$ 17



**AG**

Articulated  
glide  
ADD \$ 17  
(for 4)



Counter shell  
ADD \$ 12  
(N/A for 22-40  
-41-42)



**N**

Black base

ADD \$ 0



**C**

Chrome base

ADD \$ 0



**E**

Natural

ADD \$ 0



**T**

Amber  
stained  
ADD \$ 29




**W**

Walnut  
stained  
ADD \$ 29



**N**

Black  
polyester  
ADD \$ 116



**B**

Antique white  
laminated  
ADD \$ 116



**Z**

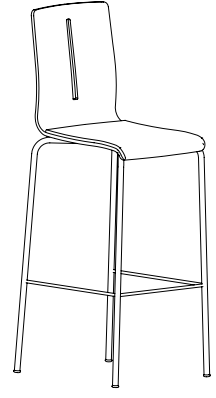
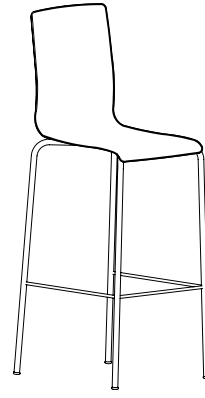
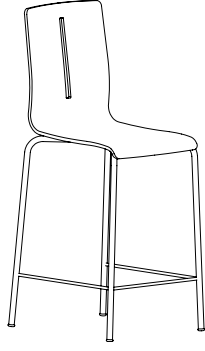
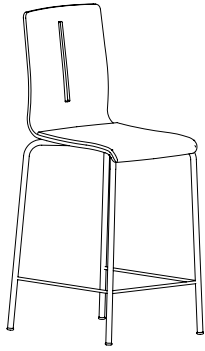
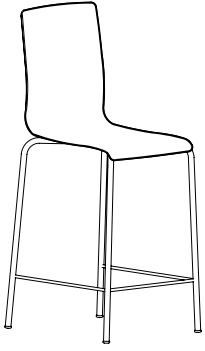
White  
polyester  
ADD \$ 116

## CODIFICATION

<b>PL</b>	<b>E</b>	<b>41</b>	<b>C</b>	<b>P5</b>	<b>SW</b>	<b>Hue Black</b>
Serie	Color (stained, polyester or laminated)	Model	Base color	Mechanism	Option	Fabric

# PLY

## STOOL BASE



**PL35**

**PL36**

**PL37**

**PL25**

**PL26**

MODEL	CODE	BASE	APPLICATION	Com/Col							Leather
				A	1	2	3	4	5	6	

### Counter 36"

<b>PL35</b> Upholstered backrest and seat	<b>PL35C</b>	Four legs	26" Stool	515	542	569	596	624	678	733	788	1030
--	--------------	-----------	-----------	-----	-----	-----	-----	-----	-----	-----	-----	------

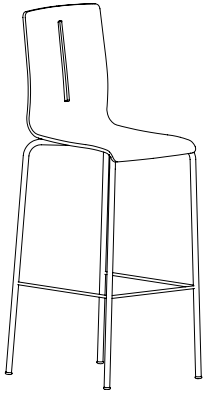
<b>PL36</b> Natural wood backrest, upholstered seat	<b>PLE36C</b>	Four legs	26" Stool	603	613	623	633	643	663	683	703	874
--	---------------	-----------	-----------	-----	-----	-----	-----	-----	-----	-----	-----	-----

<b>PL37</b> Natural wood backrest and seat	<b>PLE37C</b>	Four legs	26" Stool	539								
---	---------------	-----------	-----------	-----	--	--	--	--	--	--	--	--

### Counter 42"

<b>PL25</b> Upholstered backrest and seat	<b>PL25C</b>	Four legs	30" Stool	515	542	569	596	624	678	733	788	1030
--	--------------	-----------	-----------	-----	-----	-----	-----	-----	-----	-----	-----	------

<b>PL26</b> Natural wood backrest upholstered seat	<b>PLE26C</b>	Four legs	30" Stool	603	613	623	633	643	663	683	703	874
---	---------------	-----------	-----------	-----	-----	-----	-----	-----	-----	-----	-----	-----












**PL27**

MODEL	CODE	BASE	APPLICATION	Com/Col		PRICE / Grade								
				A	1	2	3	4	5	6	7	Leather		
<b>Counter 42"</b> <b>PL27</b> Natural wood backrest and seat	PLE27C	Four legs	30" Stool			539								

**OPTIONS**

**OTHERS**

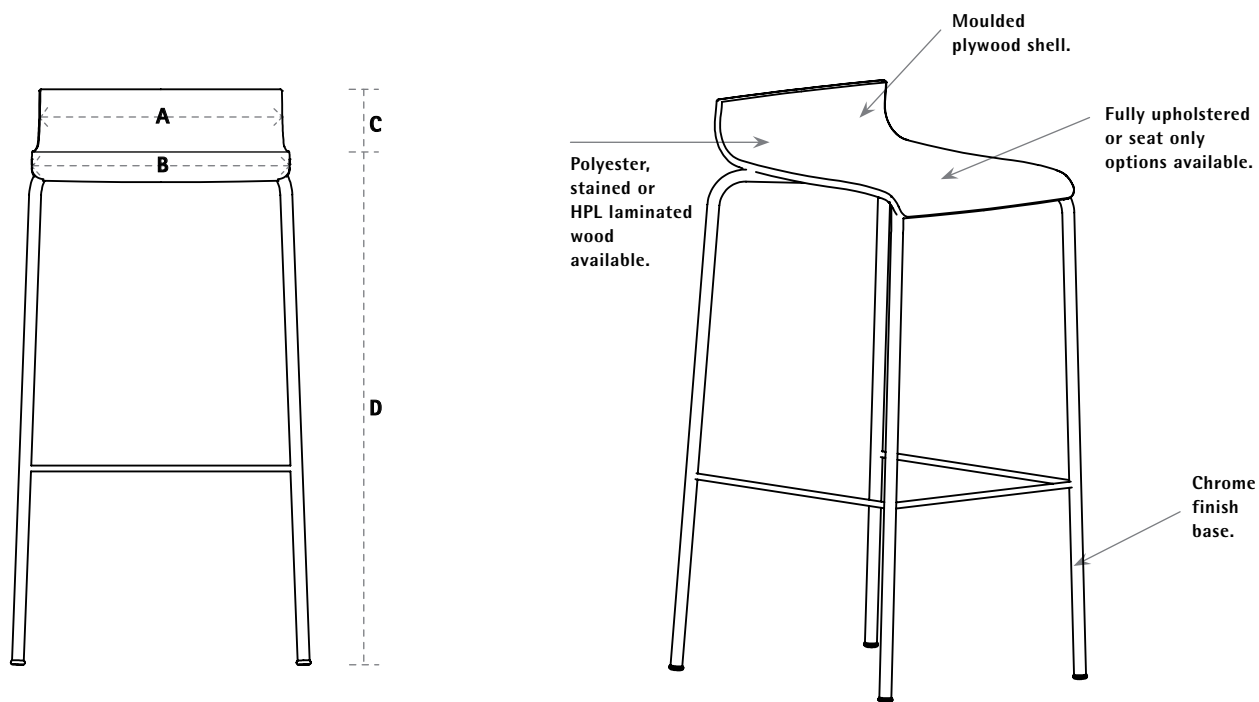
 <p><b>AG</b> Articulated glide ADD \$ 17 (for 4)</p>	 <p><b>N</b> Black base ADD \$ 0</p>	 <p><b>C</b> Chrome base ADD \$ 0</p>			
 <p><b>E</b> Natural ADD \$ 0</p>	 <p><b>T</b> Amber stained ADD \$ 29</p>	 <p><b>W</b> Walnut stained ADD \$ 29</p>	 <p><b>N</b> Black polyester ADD \$ 116</p>	 <p><b>B</b> Antique white laminated ADD \$ 116</p>	 <p><b>Z</b> White polyester ADD \$ 116</p>

**CODIFICATION**

<b>PL</b>	<b>E</b>	<b>26</b>	<b>C</b>	<b>Hue Black</b>
Serie	Color (stained, polyester or laminated)	Model	Base color	Fabric







DIMENSION (inches)

	A	B	C	D	E	F	Fabric (yds)	Leather (ft <sup>2</sup> )	Weight (lbs)	Cubic (ft <sup>3</sup> )
	Backrest width	Seat width	Backrest height from seat	Seat height from floor	Functional seat depth	Overall depth				
PC25	15 1/2	16 1/4	4 1/2	30 1/2	15	20 1/2	0,60	14	16	21.83
PC26	15 1/2	16 1/4	4 1/2	30 1/2	15	20 1/2	0,70	14	16	21.83
PC27	15 1/2	16 1/4	4 1/2	30	15	20 1/2	N/A	N/A	16	21.83
PC35	15 1/2	16 1/4	4 1/2	26 1/2	15	21 1/2	0,60	14	16	21.83
PC36	15 1/2	16 1/4	4 1/2	26 1/2	15	21 1/2	0,70	14	16	21.83
PC37	15 1/2	16 1/4	4 1/2	26	15	21 1/2	N/A	N/A	16	21.83

# PLY PC

STOOL BASE



PC35


PC36

PC37

PC25

PC26

MODEL	CODE	BASE	APPLICATION	Com/Col				PRICE / Grade					Leather
				A	1	2	3	4	5	6	7		
<b>Counter 36"</b>													
<b>PC35</b>													
Upholstered backrest and seat	PC35C	Four legs	26" Stool	502	518	534	549	565	596	627	659	839	
<b>PC36</b>													
Natural wood backrest, upholstered seat	PCE36C	Four legs	26" Stool	605	616	626	637	647	668	689	709	883	
<b>PC37</b>													
Natural wood backrest and seat	PCE37C	Four legs	26" Stool	543									
<b>Counter 42"</b>													
<b>PC25</b>													
Upholstered backrest and seat	PC25C	Four legs	30" Stool	502	518	534	549	565	596	627	659	839	
<b>PC26</b>													
Natural wood backrest, upholstered seat	PCE26C	Four legs	30" Stool	605	616	626	637	647	668	689	709	883	



## PC27

MODEL	CODE	BASE	APPLICATION	Com/Col							PRICE / Grade			
				A	1	2	3	4	5	6		7	Leather	
<b>Counter 42"</b> <b>PC27</b> Natural wood backrest and seat	PCE27C	Four legs	30" Stool											

## OPTIONS

### OTHERS



**AG**

Articulated glide  
ADD \$ 17  
(for 4)



**N**

Black base  
ADD \$ 0



**C**

Chrome base  
ADD \$ 0



**E**

Natural  
ADD \$ 0



**T**

Amber  
stained  
ADD \$ 29



**W**

Walnut  
stained  
ADD \$ 29



**N**

Black  
polyester  
ADD \$ 116



**B**

Antique white  
laminated  
ADD \$ 116



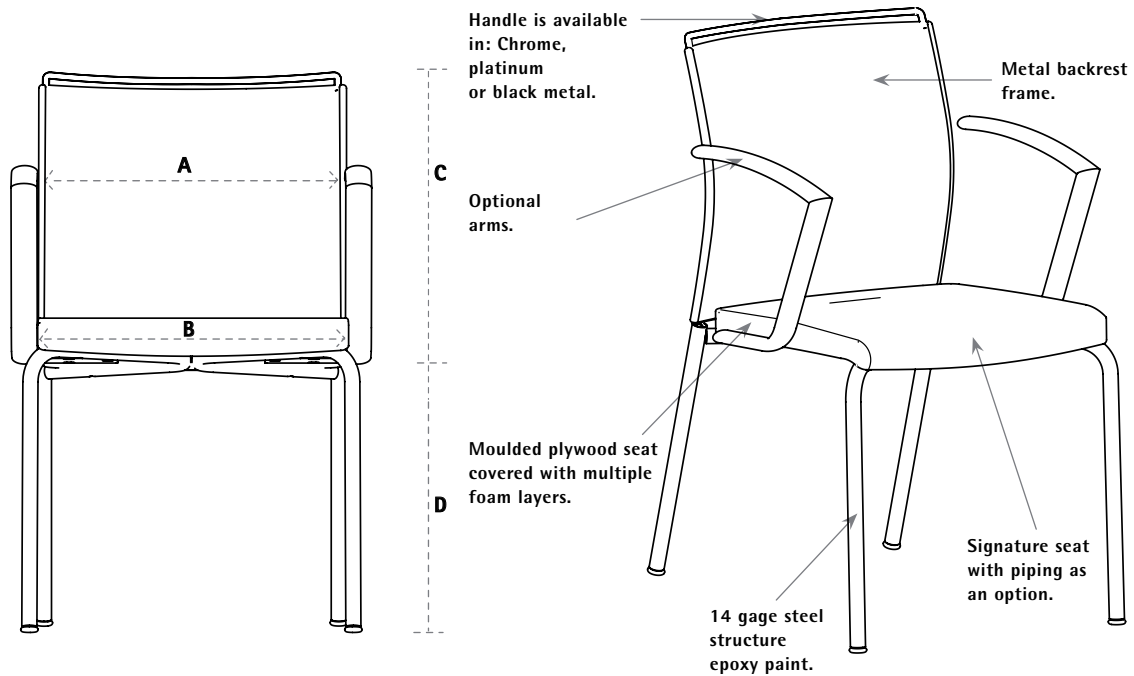
**Z**

White  
polyester  
ADD \$ 116


## CODIFICATION

<b>PC</b>	<b>E</b>	<b>26</b>	<b>C</b>	<b>Hue Black</b>
Serie	Color (stained, polyester or laminated)	Model	Base color	Fabric



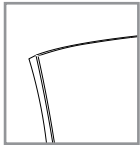


**VM**




Channel backrest and signature seat without handle

**VR**




Upholstered backrest and seat without handle

**VRP**



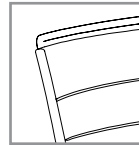
Upholstered backrest and seat with handle

**VFP**



Mesh backrest, upholstered seat with handle

**VMP**



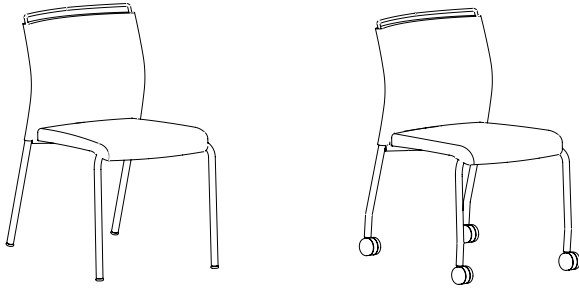
Channel backrest and signature seat with handle

**DIMENSION (inches)**

	A	B	C	D	E	F	Fabric (yds)	Leather (ft <sup>2</sup> )	Weight (lbs)	Cubic (ft <sup>3</sup> )
	Backrest width	Seat width	Backrest height from seat	Seat height from floor	Functional seat depth	Overall depth				
<b>VR/VF/VM20</b>	17 1/2	17 1/2	15 1/2	17 1/2	17	23	1,15	17	22	11,05
<b>VR/VF/VM21</b>	17 1/2	17 1/2	15 1/2	17 1/2	17	23	1,15	17	22	11,05
<b>VR/VF/VM40</b>	17 1/2	17 1/2	15 1/2	16 1/2-21	17	24	1,15	17	22	13,51
<b>VR/VF/VM80</b>	17 1/2	17 1/2	15 1/2	23 1/2-33 1/2	17	24	1,15	17	22	14,81

\* VF 0.8 16

# LEAD V



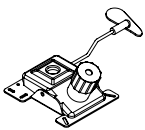
**VR20**

**VR21**

MODEL	CODE	BASE	APPLICATION	Com/Col							Leather	
				A	1	2	3	4	5	6		7
<b>VR20</b>												
Channel backrest and signature seat without handle	VM*20N	Four legged base	Guest	490	519	548	578	607	666	725	783	1031
Upholstered backrest and seat without handle	VR*20N	Four legged base	Guest	472	501	531	560	589	648	707	765	1009
Upholstered backrest and seat with handle	VRP20N	Four legged base	Guest	538	567	596	626	655	714	772	831	1075
Mesh backrest, upholstered seat with handle	VFP20N	Four legged base	Guest	539	559	579	600	620	661	702	743	955
Channel backrest and signature seat with handle	VMP20N	Four legged base	Guest	555	585	614	643	673	732	790	849	1097
<b>VR21</b>												
Channel backrest and signature seat without handle	VM*21N	Four legged base with casters	Guest	536	565	594	624	653	712	771	829	1082
Upholstered backrest and seat without handle	VR*21N	Four legged base with casters	Guest	518	547	576	606	635	694	752	811	1064
Upholstered backrest and seat with handle	VRP21N	Four legged base with casters	Guest	583	613	642	671	701	759	818	877	1130
Mesh backrest, upholstered seat with handle	VFP21N	Four legged base with casters	Guest	584	605	625	646	666	707	748	789	1010
Channel backrest and signature seat with handle	VMP21N	Four legged base with casters	Guest	601	631	660	690	719	778	836	895	1148
<b>OPTION</b>												
• Sleeve on W arm: only available in vinyl or leather				54	66	76	88	99	121	144	167	202

Prices above do not include arms

## MECHANISM (see p. 4-5)



**P5**  
Conference

## OPTIONS

### FIXED ARM (see p. 6-7)



ADD \$ 51



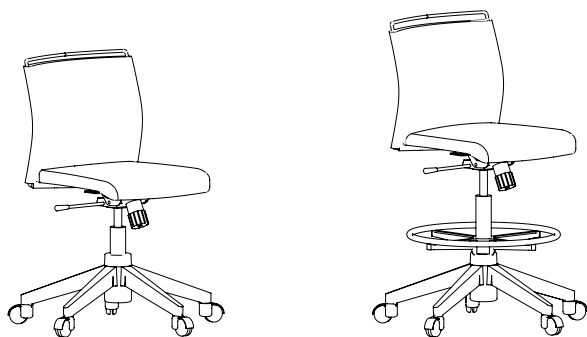
ADD \$ 141  
WN: black  
WP: platinum  
WC: chrome



**Sleeve**

(only with W-arm)

- ADD: Price by grade



## VR40

## VR80

MODEL	CODE	BASE	APPLICATION	Com/Col				PRICE / Grade					
				A	1	2	3	4	5	6	7	Cuir	
<b>VR40</b>													
Channel backrest and signature seat without handle	VM*N40N-P5	Swivel-tilt	Conference	593	622	651	681	710	769	828	886	1151	
Upholstered backrest and seat without handle	VR*N40N-P5	Swivel-tilt	Conference	578	607	637	666	695	754	813	872	1137	
Upholstered backrest and seat with handle	VRPN40N-P5	Swivel-tilt	Conference	644	673	702	732	761	820	879	937	1202	
Mesh backrest, upholstered seat with handle	VFPN40N-P5	Swivel-tilt	Conference	645	665	686	706	726	767	808	849	1082	
Channel backrest and signature seat with handle	VMPN40N-P5	Swivel-tilt	Conference	658	688	717	746	776	835	893	952	1217	

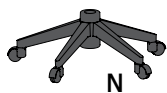
## Stool

### VR80

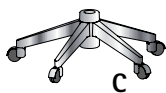
Channel backrest and signature seat without handle	VM*N80N-P5	Swivel	Stool	778	807	837	866	896	954	1013	1072	1377
Upholstered backrest and seat without handle	VR*N80N-P5	Swivel	Stool	760	790	819	848	878	936	995	1054	1355
Upholstered backrest and seat with handle	VRPN80N-P5	Swivel	Stool	826	855	885	914	943	1002	1061	1120	1421
Mesh backrest, upholstered seat with handle	VFPN80N-P5	Swivel	Stool	827	848	868	889	909	950	991	1032	1301
Channel backrest and signature seat with handle	VMPN80N-P5	Swivel	Stool	844	873	903	932	962	1020	1079	1138	1439

Prices above do not include arms

## OTHERS



Black base  
ADD \$ 0



Chrome base  
ADD \$ 99



Four legged platinum base  
ADD \$ 0



Four legged black base  
ADD \$ 0



Hard floor caster  
ADD \$ 17



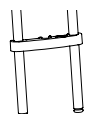
Black handle  
ADD \$ 0



Platinum handle  
ADD \$ 0



Chrome handle  
ADD \$ 34



Pairing device  
ADD \$ 9 (unit)



Articulated glide  
ADD \$ 21 (for 4)



Signature seat  
ADD \$ 44

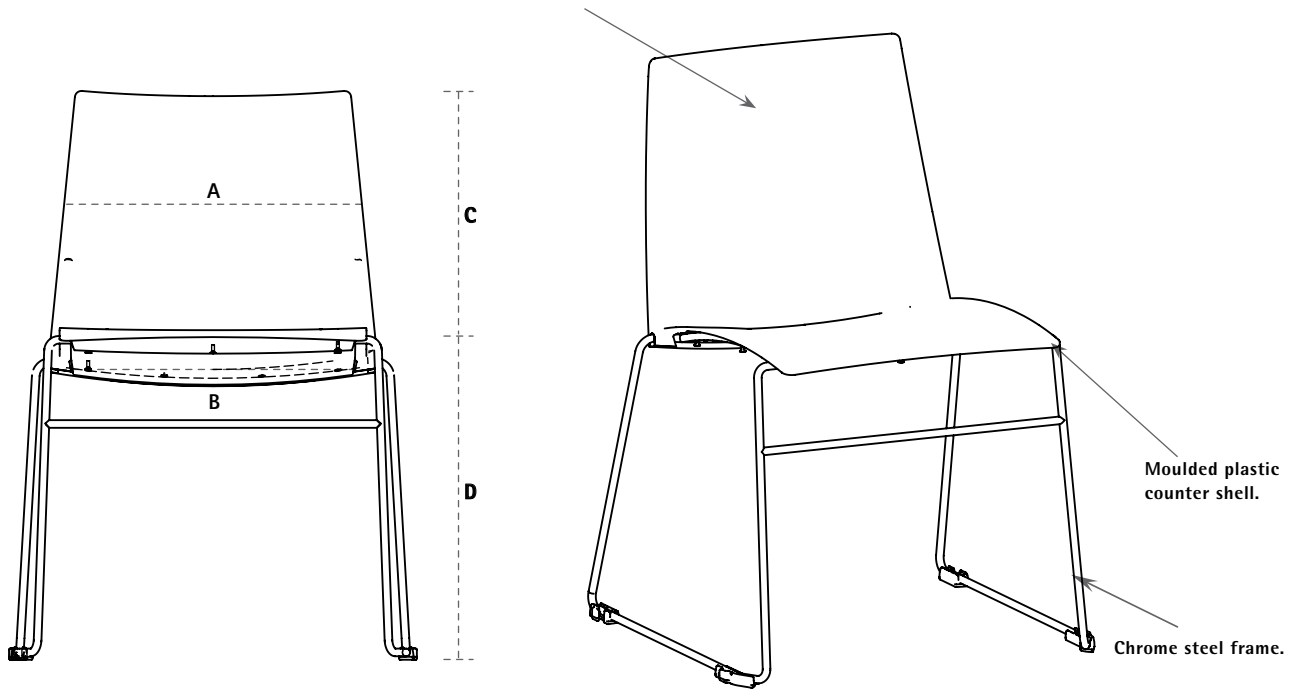
## CODIFICATION

<b>VR</b>	<b>P</b>	<b>80</b>	<b>N</b>	<b>WN</b>	<b>P5</b>	<b>SW</b>	<b>Hue Black</b>
Series	Handle color N (black) P (platinum) C (chrome)	Model	Base color	Armrest	Mechanism	Option	Fabric





Durable and comfortable plastic backrest and seat, many colors available.



**VP**



Plastic backrest and seat

**VE**



Plastic backrest, upholstered seat

**VU**




Upholstered backrest and seat

### DIMENSION (inches)

	A Backrest width	B Seat width	C Backrest height from seat	D Seat height from floor	E Functional seat depth	F Overall depth	Fabric (yds)	Leather (ft <sup>2</sup> )	Weight (lbs)	Cubic (ft <sup>3</sup> )
VP*20 / 21	17	17	16	18	17	21½	N/A	N/A	8	11,05
VE*20 / 21	17	17	16	18	17	21½	0,75	15	8	11,05
VU*20 / 21	17	17	16	18	17	21½	1,15	22	8	11,05
VP*25 / 26	17	17	16	28	17	21½	N/A	N/A	10	21,83
VE*25 / 26	17	17	16	28	17	21½	0,75	15	10	21,83
VU*25 / 26	17	17	16	28	17	21½	1,15	22	10	21,83

# VIBE



VP20

VP21

VP25

VP26

MODEL	CODE	MECHANISM BASE	APPLICATION	Com/Col				PRICE / Grade						
				A	1	2	3	4	5	6	7	Leather		
<b>VP*20C</b>														
Black plastic backrest and seat	VPN20C	Chrome sled base	Guest	323										
Black plastic backrest and upholstered seat	VEN20C	Chrome sled base	Guest	418	435	453	470	488	522	557	592	764		
Upholstered backrest and seat	VUN20C	Chrome sled base	Guest	435	465	495	525	554	614	673	733	972		
<b>VP*21C</b>														
Black plastic backrest and seat	VPN21C	Chrome four legs	Guest	399	399	399	399	399	399	399	399	404		
Black plastic backrest and upholstered seat	VEN21C	Chrome four legs	Guest	499	518	538	558	578	617	657	697	758		
Upholstered backrest and seat	VUN21C	Chrome four legs	Guest	518	552	586	620	654	722	789	857	955		
<b>Counter 36"</b>														
<b>VP*25C</b>														
Black plastic backrest and seat	VPN25C	Chrome stool sled base	27" Stool	465										
Black plastic backrest and upholstered seat	VEN25C	Chrome stool sled base	27" Stool	552	569	586	604	621	656	690	725	924		
Upholstered backrest and seat	VUN25C	Chrome stool sled base	27" Stool	613	642	672	702	732	791	851	910	1184		
<b>VP*26C</b>														
Black plastic backrest and seat	VPN26C	Chrome stool	27" Stool	567	567	567	567	567	567	567	567	572		
Black plastic backrest and upholstered seat	VEN26C	Chrome stool	27" Stool	656	676	696	716	736	775	815	854	915		
Upholstered backrest and seat	VUN26C	Chrome stool	27" Stool	721	755	789	822	856	924	992	1060	1158		

## OPTIONS

### CODIFICATION

VP	N	20	C
Serie	Plastic color	Model	Base color

### OTHERS



White backrest and seat

ADD 0 \$



Red backrest and seat

ADD 0 \$



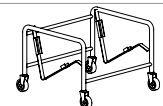
Charcoal backrest and seat

ADD 0 \$



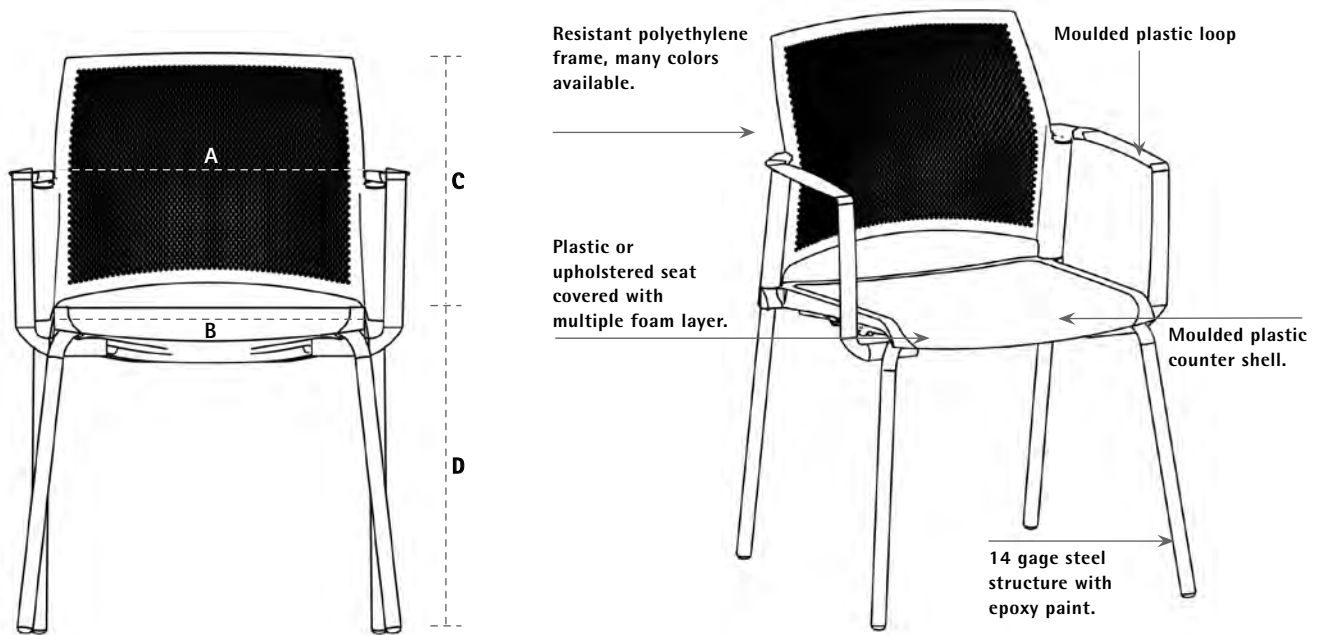
Black backrest and seat

ADD 0 \$



Dolly for VIBE (capacity: 35 chairs)

PRICE 1133 \$



MP



Plastic backrest and seat

ME



Plastic backrest, upholstered seat

**DIMENSION (inches)**

	A	B	C	D	E	F	Fabric (yds)	Leather (ft <sup>2</sup> )	Weight (lbs)	Cubic (ft <sup>3</sup> )
	Backrest width	Seat width	Backrest height from seat	Seat height from floor	Functional seat depth	Overall depth				
ME/MP20	17	17 1/2	15 1/2	18	16	21	0.75	15	20	11.05
ME/MP21	17	17 1/2	15 1/2	18	16	21	0.75	15	20	11.05
ME/MP24	17	17 1/2	15 1/2	26	16	23 1/2	0.75	15	30	21.83
ME/MP25	17	17 1/2	15 1/2	30	16	23 1/2	0.75	15	28	21.83
ME/MP30	17	17 1/2	15 1/2	18	16	21	0.75	15	26	14.81
ME/MP31	17	17 1/2	15 1/2	18	16	21	0.75	15	26	14.81
ME/MP34	17	17 1/2	15 1/2	26	16	23 1/2	0.75	15	30	21.83
ME/MP35	17	17 1/2	15 1/2	30	16	23 1/2	0.75	15	30	21.83
ME/MP40	17	17 1/2	15 1/2	18 - 23 1/4	16	24	0.75	15	32	13.51
ME/MP42	17	17 1/2	15 1/2	18 - 23 1/4	16	24	0.75	15	32	13.51
ME/MP80	17	17 1/2	15 1/2	23 1/2 - 33 1/2	16	24	0.75	15	38	14.81
ME/MP82	17	17 1/2	15 1/2	23 1/2 - 33 1/2	16	24	0.75	15	38	14.81

# MIA

## FOUR LEGGED BASE



**MP20**

**MP30**

**MP24**

**MP34**

MODEL	CODE	ARMREST	APPLICATION	Com/Col				PRICE / Grade				
				A	1	2	3	4	5	6	7	Leather
<b>Low-back</b>												
<b>ME*20</b>												
Black plastic backrest, upholstered seat	MEN20N	No arms	Guest	360	373	386	399	411	437	462	488	625
Black plastic backrest and seat	MPN20N	No arms	Guest		318							
<b>Low-back</b>												
<b>ME*30</b>												
Black plastic backrest, upholstered seat	MEN30NX	With loop arms	Guest	400	413	425	438	451	476	502	528	673
Black plastic backrest and seat	MPN30NX	With loop arms	Guest		358							
<b>Counter 36"</b>												
<b>ME*24</b>												
Black plastic backrest, upholstered seat	MEN24N	No arms	26" Stool	494	507	520	533	545	571	596	622	786
Black plastic backrest and seat	MPN24N	No arms	26" Stool		452							
<b>Counter 36"</b>												
<b>ME*34</b>												
Black plastic backrest, upholstered seat	MEN34NX	With loop arms	26" Stool	534	547	559	572	585	611	636	662	833
Black plastic backrest and seat	MPN34NX	With loop arms	26" Stool		492							








**MP25**


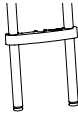

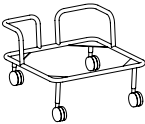
**MP35**

MODEL	CODE	ARMREST	APPLICATION	Com/Col			PRICE / Grade						
				A	1	2	3	4	5	6	7	Leather	
<b>Counter 42"</b>													
<b>ME*25</b>													
Black plastic backrest, upholstered seat	MEN25N	No arms	30" Stool	494	507	520	533	545	571	596	622	786	
Black plastic backrest and seat	MPN25N	No arms	30" Stool	452									
<b>Counter 42"</b>													
<b>ME*35</b>													
Black plastic backrest, upholstered seat	MEN35NX	With loop arms	30" Stool	534	547	559	572	585	611	636	662	833	
Black plastic backrest and seat	MPN35NX	With loop arms	30" Stool	492									

## OPTIONS

### AUTRES

 <b>N</b>	 <b>P</b>	 <b>B</b>	 <b>R</b>	 <b>F</b>	 <b>N</b>
Four legged black base ADD \$ 0	Four legged platinum base ADD \$ 0	White backrest and seat ADD \$ 0	Red backrest and seat ADD \$ 0	Charcoal backrest and seat ADD \$ 0	Black backrest and seat ADD \$ 0


 <b>AG</b>	 <b>P</b>	 <b>S</b>	
Articulated glide ADD \$ 20 (for 4)	Pairing device ADD \$ 9 (unit)	Signature seat ADD \$ 44	Dolly (10 chairs capacity) PRICE: \$ 488

### CODIFICATION

<b>ME</b>	<b>N</b>	<b>20</b>	<b>N</b>		<b>S</b>	<b>Hue Black</b>
Serie	Plastic color	Model	Base color	Armrest	Option	Fabric

# MIA

## CASTER BASE



**MP21**

**MP31**

**MP40**

**MP42**

MODEL	CODE	MECHANISM ARMREST	APPLICATION	Com/Col							Leather	
				A	1	2	3	4	5	6		7
<b>ME*21</b>												
Black plastic backrest, upholstered seat	MEN21N	No arms	Guest	409	422	435	447	460	486	511	537	684
Black plastic backrest and seat	MPN21N	No arms	Guest		367							
<b>ME*31</b>												
Black plastic backrest, upholstered seat	MEN31NX	With loop arms	Guest	449	461	474	487	500	525	551	576	731
Black plastic backrest and seat	MPN31NX	With loop arms	Guest		407							
<b>ME*40</b>												
Black plastic backrest, upholstered seat	MEN40N-P5	Swivel-tilt, without arms	Conference	486	503	521	539	557	593	629	664	852
Black plastic backrest and seat	MPN40N-P5	Swivel-tilt, without arms	Conference		428							
<b>ME*42</b>												
Black plastic backrest, upholstered seat	MEN42NXP5	Swivel-tilt, with loop arms	Conference	525	543	561	579	597	632	668	704	900
Black plastic backrest and seat	MPN42NXP5	Swivel-tilt, with loop arms	Conference		468							



**MP80**

**MP82**

MODEL	CODE	MECHANISM ARMREST	APPLICATION	Com/Col		PRICE / Grade						
				A	1	2	3	4	5	6	7	Leather
<b>Stool</b>												
<b>ME*80</b>												
Black plastic backrest, upholstered seat	MEN80N-P5	Swivel, without arms	Stool	674	692	710	728	746	781	817	853	1079
Black plastic backrest and seat	MPN80N-P5	Swivel, without arms	Stool		617							
<b>Stool</b>												
<b>ME*82</b>												
Black plastic backrest, upholstered seat	MEN82NXP5	Swivel, with loop arms	Stool	714	731	749	767	785	821	857	892	1126
Black plastic backrest and seat	MPN82NXP5	Swivel with loop arms	Stool		657							

## OPTIONS

### AUTRES



Black base  
ADD \$ 0



Chrome base  
ADD \$ 99



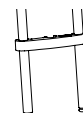
Hard floor  
caster  
ADD \$ 17



Four legged  
platinum base  
ADD \$ 0



Four legged black  
base  
ADD \$ 0



Pairing device  
(ND for model  
40-42-80-82)  
ADD \$ 9 (unit)



Signature seat  
ADD \$ 44



White backrest  
and seat  
ADD \$ 0



Red backrest  
and seat  
ADD \$ 0



Charcoal  
backrest  
and seat  
ADD \$ 0



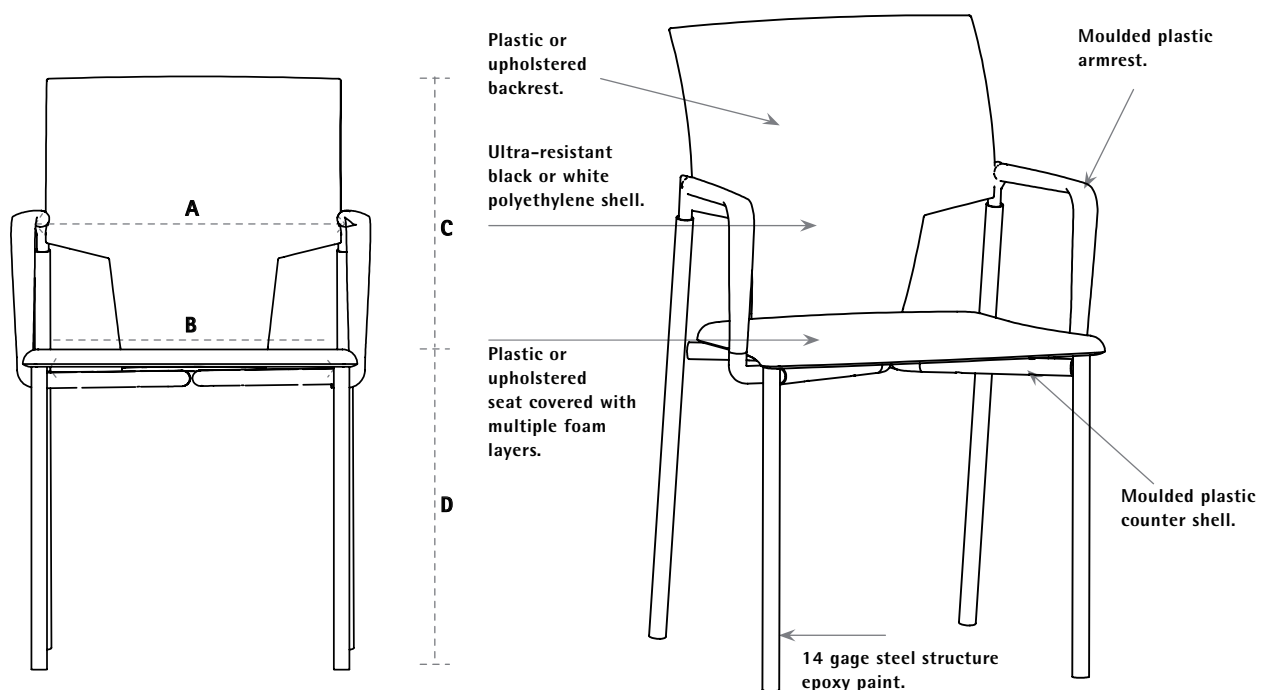
Black backrest  
and seat  
ADD \$ 0

### CODIFICATION

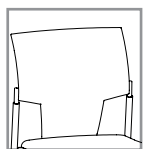
ME	N	31	N	X	SW	Hue Black
Series	Plastic color	Model	Base color	Armrest	Option	Fabric





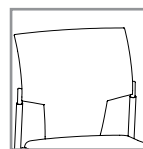


**KE**



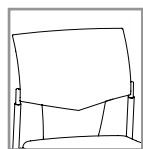
Plastic backrest,  
upholstered seat

**KP**



Plastic backrest  
and seat

**KR**




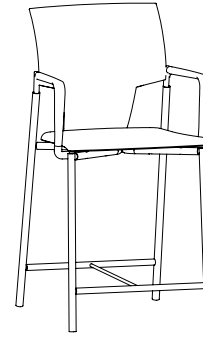

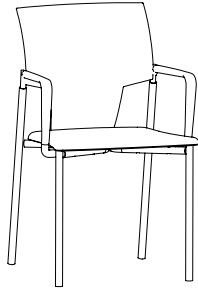

Upholstered  
backrest and seat

## DIMENSION (inches)

	A Backrest width	B Seat width	C Backrest height from seat	D Seat height from floor	E Functional seat depth	F Overall depth	Fabric (yds)	Leather (ft <sup>2</sup> )	Weight (lbs)	Cubic (ft <sup>3</sup> )
KE/KR/KP20	14 3/4	16	15	19	16 1/2	21 1/2	0.8	17	16	11,05
KE/KR/KP21	14 3/4	16	15	19	16 1/2	21 1/2	0.8	17	16	11,05
KE/KR/KP24	14 3/4	16	15	26	16 1/2	22 1/2	0.8	17	16	21,83
KE/KR/KP25	14 3/4	16	15	30	16 1/2	23 1/2	0.8	17	16	21,83
KE/KR/KP30	14 3/4	16	15	19	16 1/2	21 1/2	0.8	17	16	14,81
KE/KR/KP31	14 3/4	16	15	19	16 1/2	21 1/2	0.8	17	16	14,81
KE/KR/KP34	14 3/4	16	15	26	16 1/2	22 1/2	0.8	17	16	21,83
KE/KR/KP35	14 3/4	16	15	30	16 1/2	23 1/2	0.8	17	16	21,83
KE/KR/KP40	14 3/4	16	15	17 1/2-22	16 1/2	24	0.8	17	16	13,51
KE/KR/KP42	14 3/4	16	15	17 1/2-22	16 1/2	24	0.8	17	16	13,51
KE/KR/KP80	14 3/4	16	15	23 1/2-33 1/2	16 1/2	24	0.8	17	16	14,81
KE/KR/KP82	14 3/4	16	15	23 1/2-33 1/2	16 1/2	24	0.8	17	16	14,81

# LINK

## FOUR LEGGED BASE



**KP20**

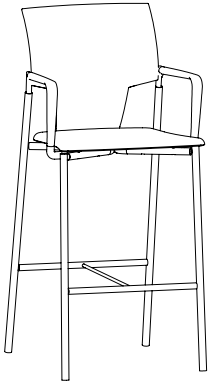
**KP30**

**KP24**

**KP34**

**KP25**

MODEL	CODE	ARMREST	APPLICATION	Com/Col				PRICE / Grade				
				A	1	2	3	4	5	6	7	Leather
<b>KP20</b>												
Black plastic backrest, upholstered seat	KEN20N	No arms	Guest	346	358	371	384	397	422	448	473	607
Black plastic backrest and seat	KPN20N	No arms	Guest		301							
Upholstered backrest and seat, black back	KRN20N	No arms	Guest	396	416	435	454	473	511	550	588	765
<b>KP30</b>												
Black plastic backrest, upholstered seat	KEN30NX	With arms	Guest	386	399	412	424	437	463	488	514	656
Black plastic backrest and seat	KPN30NX	With arms	Guest		342							
Upholstered backrest and seat, black back	KRN30NX	With arms	Guest	437	456	475	494	513	552	590	628	813
<b>Counter 36"</b>												
<b>KP24</b>												
Black plastic backrest, upholstered seat	KEN24N	No arms	26" Stool	462	475	488	500	513	539	564	590	747
Black plastic backrest and seat	KPN24N	No arms	26" Stool		418							
Upholstered backrest and seat, black back	KRN24N	No arms	26" Stool	513	532	551	570	590	628	666	704	905
<b>Counter 36"</b>												
<b>KP34</b>												
Black plastic backrest, upholstered seat	KEN34NX	With arms	26" Stool	503	515	528	541	554	579	605	630	796
Black plastic backrest and seat	KPN34NX	With arms	26" Stool		459							
Upholstered backrest and seat, black back	KRN34NX	With arms	26" Stool	554	573	592	611	630	668	707	745	953
<b>Counter 42"</b>												
<b>KP25</b>												
Black plastic backrest, upholstered seat	KEN25N	No arms	30" Stool	462	475	488	500	513	539	564	590	747
Black plastic backrest and seat	KPN25N	No arms	30" Stool		418							
Upholstered backrest and seat, black back	KRN25N	No arms	30" Stool	513	532	551	570	590	628	666	704	905



## KP35

MODEL	CODE	ARMREST	APPLICATION	Com/Col			PRICE / Grade						
				A	1	2	3	4	5	6	7	Leather	
<b>Counter 42"</b>													
<b>KP35</b>													
Black plastic backrest, upholstered seat	KEN35NX	With arms	30" Stool	503	515	528	541	554	579	605	630	796	
Black plastic backrest and seat	KPN35NX	With arms	30" Stool		459								
Upholstered backrest and seat, black back	KRN35NX	With arms	30" Stool	554	573	592	611	630	668	707	745	953	

## OPTIONS

### AUTRES



**P**

Four legged platinum base  
ADD \$ 0



**N**

Four legged black base  
ADD \$ 0



**B**

Four legged white base  
ADD \$ 0



**N**

Black backrest and seat  
ADD \$ 0



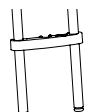
**B**

White backrest and seat  
ADD \$ 0

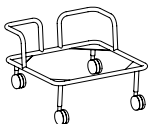


**AG**

Articulated glide  
ADD \$ 20 (for 4)



Pairing device  
ADD \$ 9 (unit)



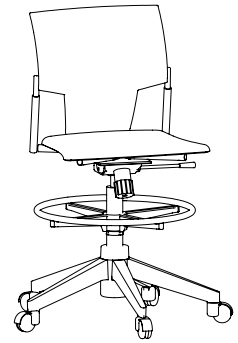
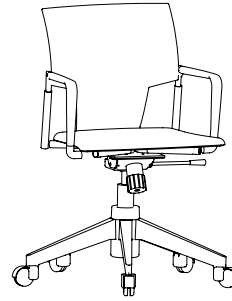
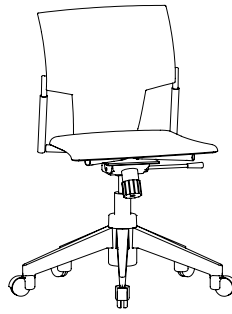
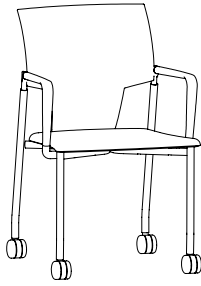

Dolly  
(10 chairs capacity)  
PRICE: \$ 488

## CODIFICATION

<b>KE</b>	<b>N</b>	<b>20</b>	<b>N</b>	<b>X</b>	<b>SW</b>	<b>Hue Black</b>
Serie	Plastic color N (black) B (white) R (red)	Model	Base color	Armrest	Option	Fabric

# LINK

## CASTER BASE



**KP21**

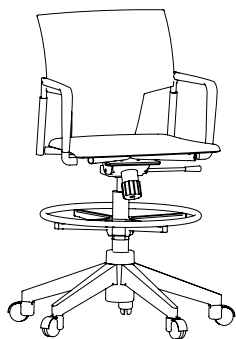
**KP31**

**KP40**

**KP42**

**KP80**

MODEL	CODE	MECHANISM ARMREST	APPLICATION	Com/Col			PRICE / Grade						
				A	1	2	3	4	5	6	7	Leather	
<b>KP21</b>													
Black plastic backrest, upholstered seat	KEN21N	No arms	Guest	397	409	422	435	448	473	499	524	669	
Black plastic backrest and seat	KPN21N	No arms	Guest		352								
Upholstered backrest and seat, black back	KRN21N	No arms	Guest	447	467	486	505	524	562	601	639	826	
<b>KP31</b>													
Black plastic backrest, upholstered seat	KEN31NX	With arms	Guest	437	450	463	475	488	514	539	565	717	
Black plastic backrest and seat	KPN31NX	With arms	Guest		393								
Upholstered backrest and seat, black back	KRN31NX	With arms	Guest	488	507	526	545	565	603	641	679	875	
<b>KP40</b>													
Black plastic backrest, upholstered seat	KENN40N-P5	Swivel-tilt, no arms	Conference	463	476	489	501	514	540	565	591	748	
Black plastic backrest and seat	KPNN40N-P5	Swivel-tilt, no arms	Conference		419								
Upholstered backrest and seat, black back	KRNN40N-P5	Swivel-tilt, no arms	Conference	514	533	552	571	591	629	667	705	906	
<b>KP42</b>													
Black plastic backrest, upholstered seat	KENN42NXP5	Swivel-tilt, with arms	Conference	504	516	529	542	555	580	606	631	797	
Black plastic backrest and seat	KPNN42NXP5	Swivel-tilt, with arms	Conference		459								
Upholstered backrest and seat, black back	KRNN42NXP5	Swivel-tilt, with arms	Conference	555	574	593	612	631	669	708	746	954	
<b>Stool</b>													
<b>KP80</b>													
Black plastic backrest, upholstered seat	KENN80N-P5	Swivel, no arms	Stool	651	664	677	689	702	728	753	779	974	
Black plastic backrest and seat	KPNN80N-P5	Swivel, no arms	Stool		606								
Upholstered backrest and seat, black back	KRNN80N-P5	Swivel, no arms	Stool	700	719	738	757	776	815	853	891	1129	

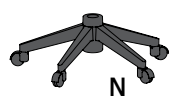


## KP82

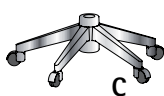
MODEL	CODE	MECHANISM ARMREST	APPLICATION	Com/Col			PRICE / Grade						
				A	1	2	3	4	5	6	7	Leather	
<b>Stool</b>													
<b>KP82</b>													
Black plastic backrest, upholstered seat	KENN82NXP5	Swivel, with arms	Stool	692	704	717	730	743	768	794	819	1023	
Black plastic backrest and seat	KPNN82NXP5	Swivel, with arms	Stool		647								
Upholstered backrest and seat, black back	KRNN82NXP5	Swivel, with arms	Stool	740	759	778	798	817	855	893	932	1177	

## OPTIONS

### OTHERS



Black base  
ADD \$ 0



Chrome base  
ADD 99 \$



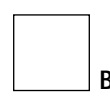
Hard floor  
caster  
ADD 17 \$



Four legged  
platinum base  
ADD \$ 0



Four legged  
black base  
ADD \$ 0



Four legged  
white base  
ADD \$ 0



Pairing device  
ADD 9 \$ (unit)



Black backrest  
and seat  
ADD \$ 0

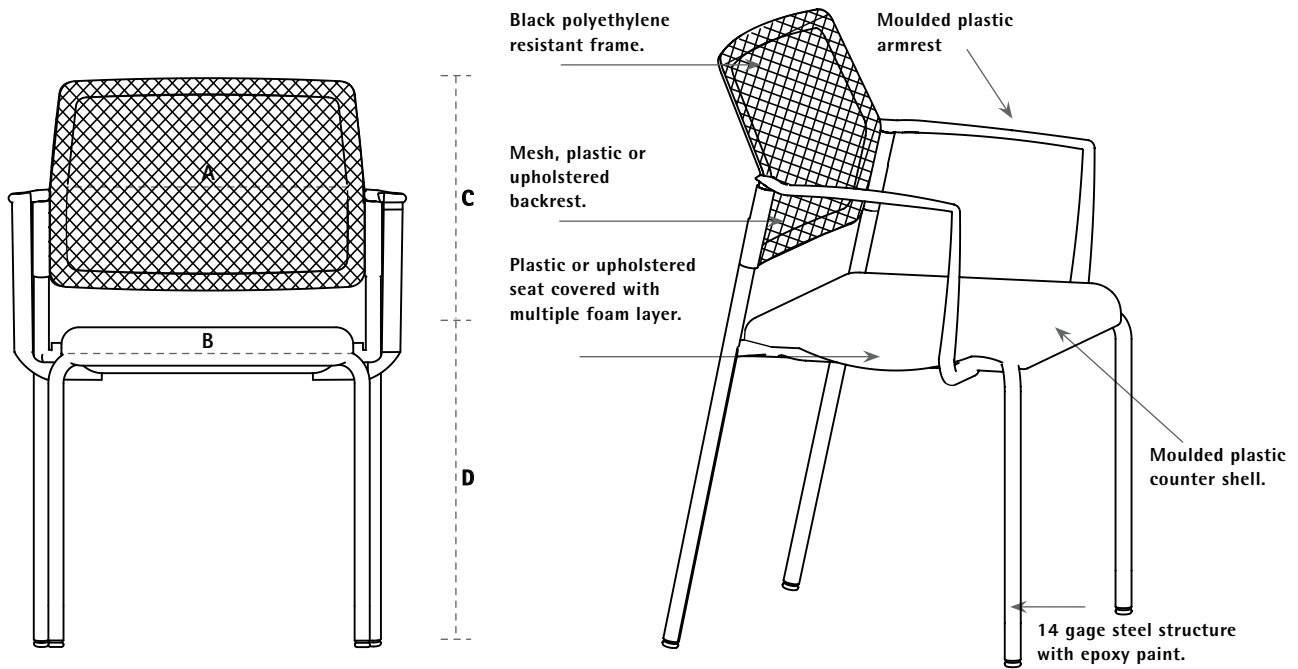


White backrest  
and seat  
ADD \$ 0


## CODIFICATION

<b>KE</b>	<b>N</b>	<b>N</b>	<b>42</b>	<b>N</b>	<b>X</b>	<b>P5</b>	<b>SW</b>	<b>Hue Black</b>
Serie	Plastic color N (black) B (white) R (red)	Frame color N (black) P (platinum) B (white)	Model	Base color	Armrest	Mechanism	Option	Fabric






**DP**




Plastic backrest and seat

**DE**



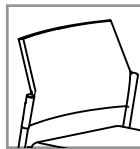
Plastic backrest, upholstered seat

**DF**



Mesh backrest, upholstered seat

**DR**



Upholstered backrest and seat

## DIMENSION (inches)





	A	B	C	D	E	F	Fabric (yds)	Leather (ft <sup>2</sup> )	Weight (lbs)	Cubic (ft <sup>3</sup> )
	Backrest width	Seat width	Backrest height from seat	Seat height from floor	Functional seat depth	Overall depth				
DE/DF/DP/DR20	17	17 1/2	15 1/2	18	16	21	0.70	14	20	11.05
DE/DF/DP/DR21	17	17 1/2	15 1/2	18	16	21	0.70	14	20	11.05
DE/DF/DP/DR24	17	17 1/2	15 1/2	26	16	23 1/2	0.70	14	30	21.83
DE/DF/DP/DR25	17	17 1/2	15 1/2	30	16	23 1/2	0.70	14	28	21.83
DE/DF/DP/DR30	17	17 1/2	15 1/2	18	16	21	0.70	14	26	14.81
DE/DF/DP/DR31	17	17 1/2	15 1/2	18	16	21	0.70	14	26	14.81
DE/DF/DP/DR34	17	17 1/2	15 1/2	26	16	23 1/2	0.70	14	30	21.83
DE/DF/DP/DR35	17	17 1/2	15 1/2	30	16	23 1/2	0.70	14	30	21.83
DE/DF/DP/DR40	17	17 1/2	15 1/2	18 - 23 1/4	16	24	0.70	14	32	13.51
DE/DF/DP/DR42	17	17 1/2	15 1/2	18 - 23 1/4	16	24	0.70	14	32	13.51
DE/DF/DP/DR80	17	17 1/2	15 1/2	23 1/2 - 33 1/2	16	24	0.70	14	38	14.81
DE/DF/DP/DR82	17	17 1/2	15 1/2	23 1/2 - 33 1/2	16	24	0.70	14	38	14.81

0,95

18

# DEXTRA

## FOUR LEGGED BASE



**DF20**

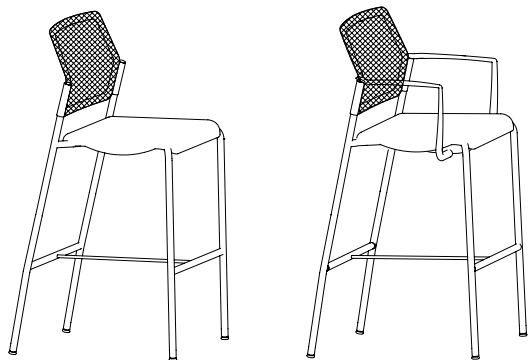
**DF30**

**DF24**

**DF34**

MODEL	CODE	ARMREST	APPLICATION	Com/Col							Leather	
				A	1	2	3	4	5	6		7
<b>DF20</b>												
Plastic backrest, upholstered seat	DE20N	No arms	Guest	335	348	361	374	387	412	438	463	595
Mesh backrest, upholstered seat	DF20N	No arms	Guest	402	415	427	440	453	478	504	529	675
Plastic backrest and seat	DP20N	No arms	Guest		292							
Upholstered backrest and seat	DR20N	No arms	Guest	367	386	406	425	444	482	520	559	730
<b>DF30</b>												
Plastic backrest, upholstered seat	DE30NX	With arms	Guest	381	394	407	420	433	458	484	509	650
Mesh backrest, upholstered seat	DF30NX	With arms	Guest	448	460	473	486	499	524	550	575	730
Plastic backrest and seat	DP30NX	With arms	Guest		338							
Upholstered backrest and seat	DR30NX	With arms	Guest	413	432	452	471	490	528	566	605	785
<b>Counter 36"</b>												
<b>DF24</b>												
Plastic backrest, upholstered seat	DE24N	No arms	26" Stool	469	482	495	508	521	546	572	597	756
Mesh backrest, upholstered seat	DF24N	No arms	26" Stool	536	549	561	574	587	612	638	663	836
Plastic backrest and seat	DP24N	No arms	26" Stool		425							
Upholstered backrest and seat	DR24N	No arms	26" Stool	502	521	540	559	578	616	655	693	891
<b>Counter 36"</b>												
<b>DF34</b>												
Plastic backrest, upholstered seat	DE34NX	With arms	26" Stool	515	528	541	554	567	592	618	643	811
Mesh backrest, upholstered seat	DF34NX	With arms	26" Stool	582	595	607	620	633	658	684	709	891
Plastic backrest and seat	DP34NX	With arms	26" Stool		471							
Upholstered backrest and seat	DR34NX	With arms	26" Stool	548	567	586	605	624	662	701	739	946





**DF25**

**DF35**

MODEL	CODE	ARMREST	APPLICATION	Com/Col							Leather	
				A	1	2	3	4	5	6		7
<b>Counter 42"</b>												
<b>DF25</b>												
Plastic backrest, upholstered seat	DE25N	No arms	30" Stool	469	482	495	508	521	546	572	597	756
Mesh backrest, upholstered seat	DF25N	No arms	30" Stool	536	549	561	574	587	612	638	663	836
Plastic backrest and seat	DP25N	No arms	30" Stool		425							
Upholstered backrest and seat	DR25N	No arms	30" Stool	502	521	540	559	578	616	655	693	891
<b>Counter 42"</b>												
<b>DF35</b>												
Plastic backrest, upholstered seat	DE35NX	With arms	30" Stool	515	528	541	554	567	592	618	643	811
Mesh backrest, upholstered seat	DF35NX	With arms	30" Stool	582	595	607	620	633	658	684	709	891
Plastic backrest and seat	DP35NX	With arms	30" Stool		471							
Upholstered backrest and seat	DR35NX	With arms	30" Stool	548	567	586	605	624	662	701	739	946

## OPTIONS

### OTHERS



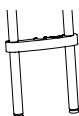
Four legged black base  
ADD \$ 0



Four legged platinum base  
ADD \$ 0



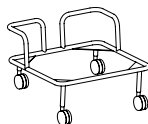
Articulated glide  
ADD \$ 20 (for 4)



Pairing device  
Ajout \$ 9 (unit)



Signature seat  
ADD \$ 44



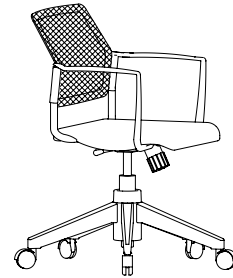
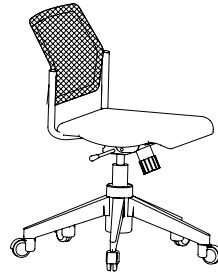
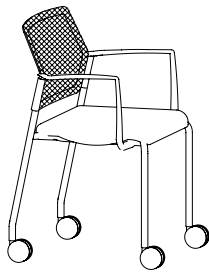
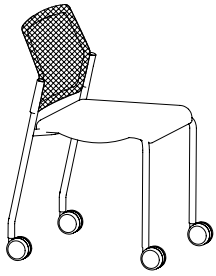
Dolly (10 chairs capacity)  
ADD \$ 488

### CODIFICATION

DE30	N	X	S	Hue Black
Model	Base color	Armrest	Option	Fabric

# DEXTRA

## CASTER BASE



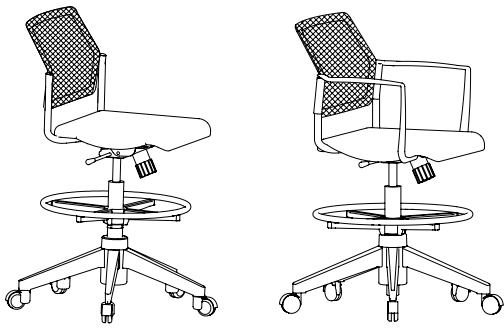
**DF21**

**DF31**

**DF40**

**DF42**

MODEL	CODE	MECHANISM ARMREST	APPLICATION	Com/Col				PRICE / Grade						
				A	1	2	3	4	5	6	7	Leather		
<b>DF21</b>														
Plastic backrest, upholstered seat	DE21N	No arms	Visiteur	383	396	409	421	434	460	485	511	652		
Mesh backrest, upholstered seat	DF21N	No arms	Visiteur	451	463	476	489	502	527	553	578	733		
Plastic backrest and seat	DP21N	No arms	Visiteur		340									
Upholstered backrest and seat	DR21N	No arms	Visiteur	416	435	454	473	493	531	569	607	788		
<b>DF31</b>														
Plastic backrest, upholstered seat	DE31NX	With arms	Visiteur	429	442	455	467	480	506	531	557	707		
Mesh backrest, upholstered seat	DF31NX	With arms	Visiteur	496	509	522	535	548	573	599	624	788		
Plastic backrest and seat	DP31NX	With arms	Visiteur		386									
Upholstered backrest and seat	DR31NX	With arms	Visiteur	462	481	500	519	539	577	615	653	843		
<b>DF40</b>														
Plastic backrest, upholstered seat	DE40N-P5	Swivel-tilt, no arms	Conference	454	467	480	492	505	531	556	582	738		
Mesh backrest, upholstered seat	DF40N-P5	Swivel-tilt, no arms	Conference	518	531	543	556	569	594	620	645	814		
Plastic backrest and seat	DP40N-P5	Swivel-tilt, no arms	Conference		407									
Upholstered backrest and seat	DR40N-P5	Swivel-tilt, no arms	Conference	486	505	524	544	563	601	639	678	872		
<b>DF42</b>														
Plastic backrest, upholstered seat	DE42NXP5	Swivel-tilt, with arms	Conference	494	506	519	532	545	570	596	621	785		
Mesh backrest, upholstered seat	DF42NXP5	Swivel-tilt, with arms	Conference	557	570	583	596	608	634	659	685	861		
Plastic backrest and seat	DP42NXP5	Swivel-tilt, with arms	Conference		447									
Upholstered backrest and seat	DR42NXP5	Swivel-tilt, with arms	Conference	526	545	564	583	602	641	679	717	920		



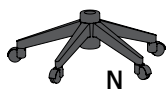
**DF80**

**DF82**

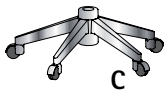
MODÈLE	CODE	MECHANISM ARMREST	APPLICATION	Com/Col			PRICE / Grade						
				A	1	2	3	4	5	6	7	Leather	
<b>DF80</b>													
Plastic backrest, upholstered seat	DE80N-P5	Swivel, no arms	Stool	637	650	662	675	688	714	739	765	957	
Mesh backrest, upholstered seat	DF80N-P5	Swivel, no arms	Stool	700	713	726	738	751	777	802	828	1033	
Plastic backrest and seat	DP80N-P5	Swivel, no arms	Stool		589								
Upholstered backrest and seat	DR80N-P5	Swivel, no arms	Stool	668	688	707	726	745	783	822	860	1091	
<b>DF82</b>													
Plastic backrest, upholstered seat	DE82NXP5	Swivel, with arms	Stool	676	689	701	714	727	753	778	804	1004	
Mesh backrest, upholstered seat	DF82NXP5	Swivel, with arms	Stool	740	752	765	778	791	816	842	867	1080	
Plastic backrest and seat	DP82NXP5	Swivel, with arms	Stool		629								
Upholstered backrest and seat	DR82NXP5	Swivel, with arms	Stool	708	727	746	765	785	823	861	900	1139	

## OPTIONS

### OTHERS



Black base  
ADD \$ 0



Chrome base  
ADD \$ 99



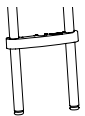
Hard floor  
caster  
ADD \$ 17



Four legged  
platinum base  
ADD \$ 0



Four legged black  
base  
ADD \$ 0



Pairing device (ND  
for model 40-42-  
80-82)  
ADD \$ 9 (unit)

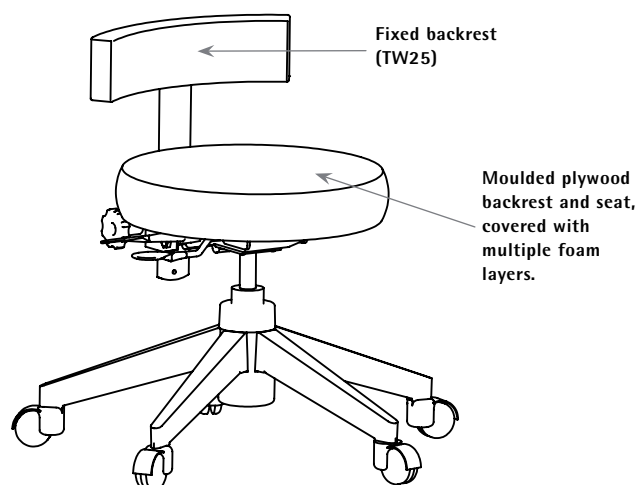
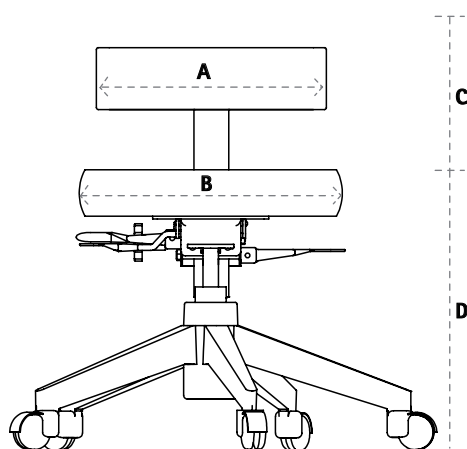


Signature seat  
ADD \$ 44

## CODIFICATION

DE30	N	X	S	Hue Black
Model	Base color	Armrest	Option	Fabric



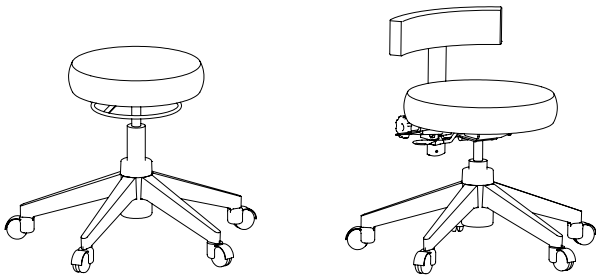


DIMENSION (inches)

	A	B	C	D	E	F	Fabric (yds)	Leather (ft <sup>2</sup> )	Weight (lbs)	Cubic (ft <sup>3</sup> )
	Backrest width	Seat width	Backrest height from seat	Seat height from floor	Functional seat depth	Overall depth				
TW15	N/A	15 1/4	N/A	17 1/4 - 22 1/2	15 1/4	24	0,7	13	20	13.51
TW18	N/A	17 1/2	N/A	17 1/4 - 22 1/2	17 1/2	24	0,7	13	20	13.51
TW25	14	15 1/4	10 1/4	17 1/4 - 22 1/2	15 1/4	24	0,7	13	30	13.51

# TWIX

## STOOL



MODEL	CODE	MECHANISM	APPLICATION	Com							Leather	
				Col	Com/Col							
				A	1	2	3	4	5	6	7	
<b>TW15</b> No backrest	<b>TW15N*PN</b>	Swivel	Stool	306	322	338	354	370	403	435	467	610
<b>TW25</b> Fixed back	<b>TW25N*PN</b>	Swivel	Stool	437	458	479	500	520	563	605	647	841
Ratchet back	<b>TW25N*P2</b>	Task	Stool	458	479	500	521	541	584	626	668	862

## OPTIONS

### OTHERS



### CODIFICATION

<b>TW15</b>	<b>N</b>	<b>*</b>	<b>PN</b>	<b>SW</b>	<b>Hue Black</b>
Model	Base color	Armrest	Mechanism	Option	Fabric

# PROJECT REGISTRATION FORM

## PROJECT

Address	Designer
City	Meeting with the client (date)
Phone	Product(s) and quantities
Contact	
Title	
Date of project	

## DISTRIBUTOR

Name	Representative
------	----------------

## FOR OFFICE USE ONLY

Confirmation Number (This number must appear on all orders.)	Date
Applied discount	Approved by

### **This project registration form is the only documents that will be accepted by Rouillard for project registration.**

For a project registration to be valid and accepted by Rouillard Inc, the following conditions must be full filled :

- This form has to be entirely filled with the exact information.
- The project must not have been previously registered at Rouillard by another dealership or salesperson.
- The project must not have been previously registered with another chair manufacturer by the proposee
- The project must consist of a minimum of 6 chairs or a total value of \$4000.00 (list).
- A meeting between the proposee and the client must have already taken place.
- The client must not have been already registered at Rouillard as a standard client by another dealership.

Please fax at 418-666-9619 or email at: [info@rouillard.ca](mailto:info@rouillard.ca)

Project registrations are considered valid only after reception by the proposee of a confirmation number. Project registrations are valid for a 3 months period.

Rouillard reserves the right to verify any or all of the information provided herein.

For any order that does not need a project registration, a standard discount of 50/10 will be applied, unless otherwise specified by Rouillard.

For projects needing registration, the standard discount of 50/10 will be given only to the dealership with the project registration. Everyone else will be given a 50 % discount only. Rouillard will make absolutely no exception to this. The project registration confirmation number must appear on the order.

To obtain an annual standard registration of a client, the initial project must answer to all the criteria listed in this document. The agreed discount and the project registration will be valid for a one (1) year period. The registration must be renewed every year. A full year without any order from a client cancels this client registration towards a dealer.

Rouillard reserves the right to cancel or modify any project registration, either for a non respect of any or all of the clauses exposed herein or for other reasons considered sufficient by Rouillard.

# TERMS AND CONDITIONS OF SALE

## PRICES

All prices are subject to change without notice. Invoiced prices are based on current list prices at the time of order entry. List prices do not include taxes, storage, insurance charges or installation.

## TERMS

Conditions of payment are 1 %, 10 days and net 30 days. Delinquent accounts are subject to a 1.5 % per month charge or the largest amount permitted by law, whichever is less. Rouillard reserves the right to delay or cancel any shipment for delinquent accounts as well as refuse any order from a dealer whose account is delinquent. Where credit terms have not been established, payment in full must be received at time of order placement.

## ORDER CONFIRMATION

All orders are confirmed by Rouillard with an acknowledgment prior to production. Rouillard manufactures delivers and invoices based on the information on the Order Confirmation. The Order Confirmation, together with these Terms and Conditions, is intended as a complete, exclusive and final statement of the terms and conditions of agreement between Rouillard and the purchaser.

## ORDER PLACEMENT

Rouillard requires all orders to be in writing to avoid any error or duplications. Telephone or verbal orders are not accepted.

**CHANGE AND/OR CANCELLATION** of orders may not be changed or cancelled by the purchaser without the written consent of Rouillard. A cancellation or restocking charge, up to the total value of the order is applicable on orders being cancelled or changed.

## SHIPMENT DEFERRED AND STORAGE

If you or your customer is unwilling or unable to accept delivery when the order is ready for shipment, Rouillard will transfer the product to storage. If the customer does not designate a storage site, Rouillard will transfer the goods to an appropriate location. Upon transferring to storage, goods are deemed to be delivered and we reserve the right to invoice as of that date and to store merchandise at the client's. The dealer will be billed for storage of the product.

## DAMAGE RESPONSIBILITY

Rouillard inspects all goods and packaging at the factory, before shipping. The responsibility of Rouillard regarding damage stops when goods are loaded in the carrier vehicle and title is passed to the purchaser at that time.

## SHIPMENT DAMAGE CLAIMS

All Rouillard's products are carefully inspected prior to shipping and are packaged according to ISO 9001: 2000 standards. Rouillard is not responsible for damage to goods which may occur in transit or storage.

Any damage or shortage must be noted on the bill of lading and it is the purchaser's responsibility to inform Rouillard. The receiver does not have the right to refuse receipt of the goods as title has already been changed. All packaging must be retained and available for inspection and the goods must be left at the original delivery point. Carrier liability ceases after 5 working days and neither Rouillard nor the carrier will be responsible for concealed damage if shipments are left unopened.

## MISCELLANEOUS CLAIMS

Claims against Rouillard, other than valid warranty claims, must be made in writing, within 5 days after delivery. Failure to make a written claim against Rouillard within 5 working days will constitute acceptance of the goods and a waiver of any shortage, errors or other claims.

## WARRANTY

Rouillard warrants all products for 10 years with exception of fabric and leather (that are 1 year), 5 years for gas cylinder, plastic components, tables, armrest, 24 / Plus Collection chairs. Rouillard will repair any defect which occurred in production; replace any faulty parts or components with comparable product and correct any flaw resulting from normal use of the product, free of charge. This warranty does not apply to damage made in shipment or storage or resulting from accident, misuse, alteration, tampering, negligence abuse or use in severe weather conditions. The modification alteration or substitution of component, assemblies or any product other than those supplied by Rouillard, without prior written authorization from Rouillard, shall void this warranty.



# TERMS AND CONDITIONS OF SALE

This warranty is the customer's sole remedy for products defect and Rouillard will not consider any other agreement that could be used as a warranty or as an interpretation of Rouillard's warranty. This warranty does not apply to incidental, economic or exemplary damage arising from any product defect.

To obtain benefit of this warranty, a written claim must be made to Rouillard, including description of the merchandise, claimed defect, and proof of delivery.

## RETURNS

No return of goods will be accepted without written consent must have a RGA # and shipping instructions from Rouillard. Approved returns, for reasons other than valid warranty claims, will be subject to shipping, handling and substantial restocking and restoration charges.

## OPTIONS AND SPECIFICATIONS

Specifications and options are subject to change without prior notice.

## GOVERNING LAW

All orders and purchases of Rouillard's products shall be governed in all respect by the laws of the Province of Quebec.

---

## OFFICE AND FACTORY

**Les Industries Rouillard Inc.**  
363, boul. des Chutes  
Québec (Québec) Canada  
G1E 3G1

Telephone : **1 418 663-1411**  
1 855 459-1954  
Fax : 1 418 666-9619  
Web Site : [www.rouillard.ca](http://www.rouillard.ca)  
E-Mail : [info@rouillard.ca](mailto:info@rouillard.ca)

## ORDER

[order.entry@rouillard.ca](mailto:order.entry@rouillard.ca)

## SOCIAL MEDIA

