

**ROUILLARD**

WORKPLACE SAVOIR-FAIRE

**CHAIR**

Price list 2020

Ergonomics .....	5
Mechanisms .....	6
Armrests .....	8
Other options .....	9

## MULTITASK

Lead .....	11
Lead X .....	33
X2 .....	37
FX .....	41
Rivo .....	45
Spyder .....	49
Urbex .....	61

## EXECUTIVE

Classic .....	59
---------------	----

## CONFERENCE

Lead .....	11
Lead X .....	33
X2 .....	37
FX .....	41
Spyder .....	49
Classic .....	59
Urbex .....	61
Mini .....	75
Zoa .....	87
Kopa .....	93
PLY .....	99
Mia .....	111
Link .....	117

## GUEST

Lead .....	11
Spyder .....	49
Urbex .....	61
Ely .....	71
Mini .....	75
Zaz .....	81
Tara .....	83
Zoa .....	87
Kopa .....	93
Ply .....	99
Vibe .....	109
Mia .....	111
Link .....	117
Dextra .....	123

## STOOL

Lead .....	11
Spyder .....	47
Ema Stool .....	79
Mini .....	75
Tara .....	83
Zoa .....	87
Kopa .....	93
Kopa KC .....	97
Ply .....	99
Ply PC .....	105
Vibe .....	109
Mia .....	111
Link .....	117
Dextra .....	123
TWIX .....	129

## INTENSIVE USE

Urbex 24 .....	68
Generation 24 .....	69
Terms and conditions of sale .....	132

Ergonomics .....	5
Mechanisms .....	6
Armrests .....	8
Other options .....	9
Lead .....	11
Lead X .....	33
X2 .....	37
FX .....	41
Rivo .....	45
Spyder .....	49
Classic .....	59
Urbex .....	61
24 / Plus .....	67
Ely .....	71
Mini .....	75
Ema .....	79
Zaz .....	81
Tara .....	83
Zoa .....	87
Kopa .....	93
Kopa KC .....	97
Ply .....	99
Ply PC .....	105
Vibe .....	109
Mia .....	111
Link .....	117
Dextra .....	123
Twix .....	129
Terms and conditions of sale .....	132

In addition to being comfortable, a good ergonomic chair should come with various standard adjustments to adapt to different body types.

#### SEAT HEIGHT :

- Should be easily adjustable using a pneumatic adjustment lever.
- Should allow the user to comfortably rest his feet flat on the floor, keep his thighs horizontal and his forearms at the same height as the work surface or desk top without having to raise his shoulders.

#### SEAT WIDTH AND DEPTH :

- The seat should be sufficiently wide and deep to comfortably support the user.
- An optional seat slider may be offered to adjust the depth of the chair seat.
- The front of the seat should be curved downward to create a space between the back of the knees and the seat.

#### SEAT ANGLE :

- This option allows to adjust the seat angle in proportion with the backrest angle.

#### LUMBAR SUPPORT :

- The backrest must provide comfortable support for the lower back.

#### BACKREST CURVE, HEIGHT AND ANGLE :

- The backrest curve should hug the natural curve of the spine.
- The backrest angle and height should be adjustable when the backrest is not attached directly to the seat (one piece seat and back).

#### ARMRESTS :

- Armrest height should be adjustable to support elbows and forearms so that the user does not have to lower or raise his shoulders (which should remain relaxed).
- Should be cushioned for better comfort and not interfere with the work surface.
- Their width and depth may be adjustable and may swivel.

#### CHAIR SWIVEL :

- To allow the user to reach different parts of his work space without having to stretch or get up.

#### QUALITY MATERIAL :

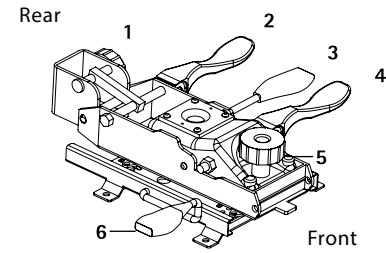
- Sufficiently dense and thick foam to provide optimal comfort for extended periods.
- Quality covering material that allows air flow between the chair and the user.
- Solid, sturdy structure that provides stable support for the user.



# MECHANISMS

## MULTIFUNCTION MECHANISMS

PRG

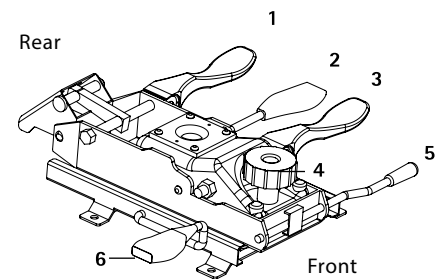


1. Backrest height
2. Backrest angle
3. Pneumatic height (cylinder)
4. Infinite seat tilt lock
5. Tension adjustment
6. Seat slider

AVAILABLE ON:  
- Urbex

## MULTIFUNCTION MECHANISMS (RATCHET BACK)

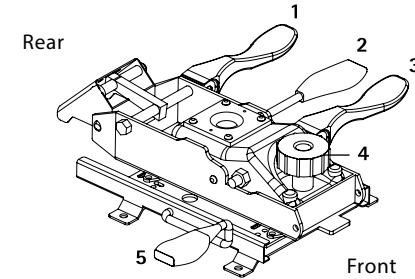
PGG



1. Backrest angle
2. Pneumatic height (cylinder)
3. Infinite seat tilt lock
4. Tension adjustment
5. Negative forward angle
6. Seat slider

AVAILABLE ON:  
- Urbex 24  
- Generation 24

PFG

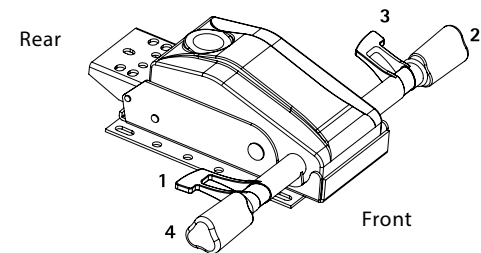


1. Backrest angle
2. Pneumatic height (cylinder)
3. Infinite seat tilt lock
4. Tension adjustment
5. Seat slider

AVAILABLE ON:  
- Lead X  
- Lead

## SYNCHRO-TILT MECHANISMS

PZ

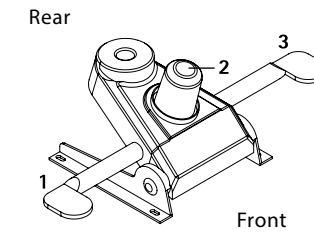


1. Seat slider
2. Tension adjustment
3. Pneumatic height (cylinder)
4. Infinite Backrest and seat 4 positions tilt-lock

AVAILABLE ON:  
- FX  
- X2  
- Lead  
- Spyder  
- Rivo

## KNEE-TILT MECHANISM

PD

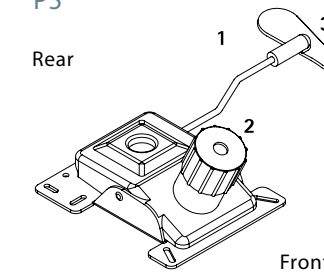


1. Infinite backrest and seat 5 positions tilt lock
2. Tension adjustment
3. Pneumatic height (cylinder)

AVAILABLE ON:  
- Classic  
- FX  
- X2  
- Lead  
- Lead X  
- Rivo  
- Spyder

## CONFERENCE MECHANISM

P5

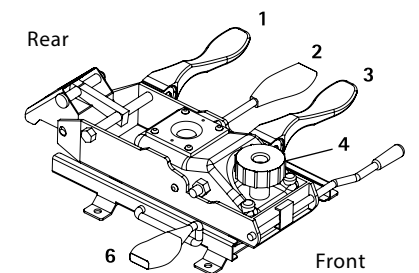


1. Pneumatic height (cylinder)
2. Tension adjustment
3. Vertical seat tilt lock

AVAILABLE ON:  
- Dextra  
- Link  
- Kopa  
- Mia  
- FX  
- Mini  
- X2  
- Ply  
- Zoa  
- Spyder  
- Urbex  
- Lead  
- Ely  
- Tara  
- Rivo  
- Lead X

## MULTIFUNCTION MECHANISM INTENSIVE USE (24H AND 250 LBS TO 350 LBS)

PE

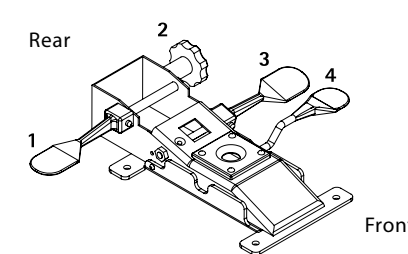


1. Backrest angle
2. Pneumatic height (cylinder)
3. Infinite seat tilt lock
4. Tension adjustment
5. Negative forward angle
6. Seat slider  
Heavy duty mechanism blades

AVAILABLE ON:  
- Urbex 24  
- Génération 24

## STOOL MECHANISMS

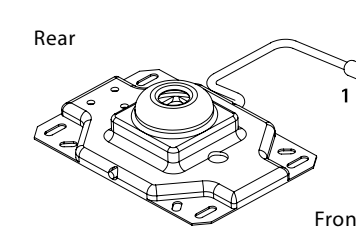
P2



1. Backrest angle
2. Backrest height
3. Seat angle
4. Pneumatic height (cylinder)

AVAILABLE ON:  
- Spyder  
- Lead  
- Urbex

P0-P1

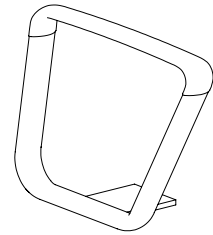


1. Pneumatic height (cylinder)

AVAILABLE ON:  
- Lead  
- Classic  
- Spyder

# ARMRESTS

6



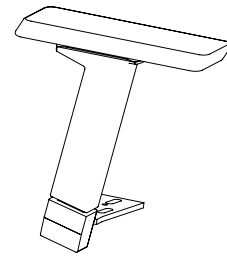
**DESCRIPTION :**

- Accoudoir fixe
- Disponible noir-chrome

**AVAILABLE ON :**

- FX
- X2
- Lead
- Rivo
- Lead Express

7



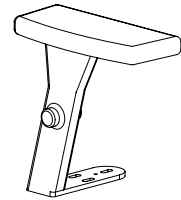
**DESCRIPTION :**

- Urethane armrest
- Height and width adjustable
- Back/front adjustable

**AVAILABLE ON :**

- Spyder
- Lead
- FX
- Urbex
- Lead X
- Rivo
- X2

D



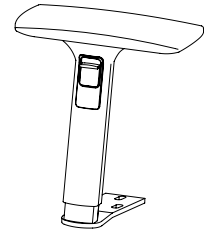
**DESCRIPTION :**

- Urethane armrest
- Height and width adjustable
- Inward armrest swivel
- Back/front adjustable
- Inward/outward adjustable

**AVAILABLE ON :**

- FX
- Spyder
- Rivo
- X2
- Urbex 24
- Urbex
- Lead
- Generation 24
- Lead X

M



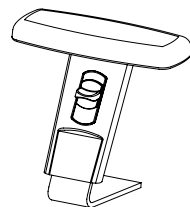
**DESCRIPTION :**

- Urethane armrest
- Height and width adjustable
- Inward/outward armrest swivel
- Back/front adjustable

**AVAILABLE ON :**

- FX
- Urbex
- Rivo
- X2
- Lead
- Spyder
- Lead X

R



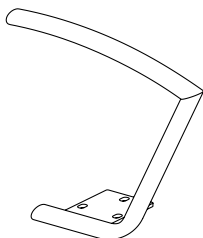
**DESCRIPTION :**

- Fixed urethane armrest
- Height and width adjustable

**AVAILABLE ON :**

- FX
- Lead
- X2
- Lead Express
- Spyder
- Rivo
- Urbex

W



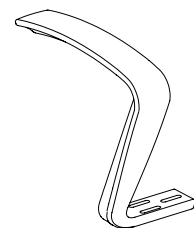
**DESCRIPTION :**

- Fixed armrest
- Available : Black - chrome

**AVAILABLE ON :**

- Classic- Urbex
- FX
- Lead
- X2
- Lead X
- Rivo
- Spyder

P



**DESCRIPTION :**

- Fixed urethane armrest

**AVAILABLE ON :**

- FX
- Urbex
- X2
- Lead
- Lead X
- Spyder

# ARMRESTS

## OTHER OPTIONS



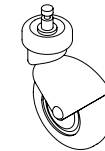
Black glides, 2.5"  
(set of 5)  
ADD \$ 7



Heavy duty cylinder  
(H.D. gas lift)  
(3.5" and 5.5")  
ADD \$ 34



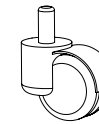
8" or 10" cylinder  
ADD \$ 65



Darcor Casters  
(set of 5)  
ADD \$ 652



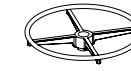
Grey concrete  
casters / rubber  
casters (set of 5)  
ADD \$ 87



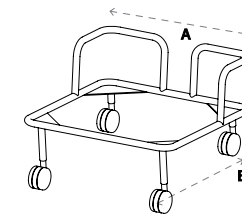
Hard floor casters  
(set of 5)  
ADD \$ 20



Articulated glide  
(set of 4)  
ADD \$ 23



Foot ring  
ADD \$ 147



**Dolly**

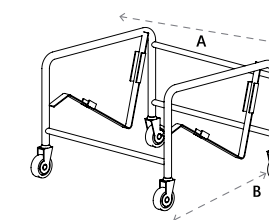
**AVAILABLE ON :**

- Dextra
- Ply
- Link
- Zoa
- Mia

ADD \$ 528

Dolly dimension :  
A: 23" B: 24"

Capacity : 10 chairs



**Vibe Dolly**

**AVAILABLE ON :**

- Vibe

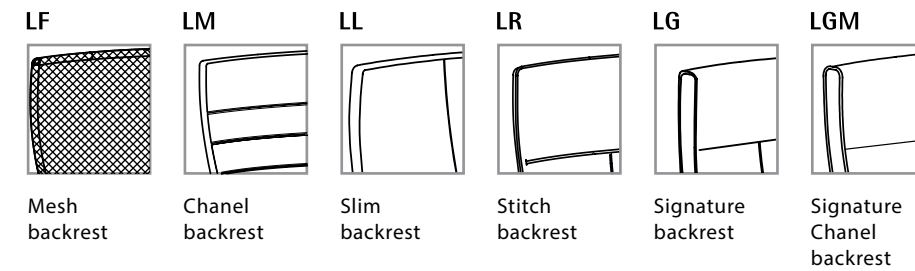
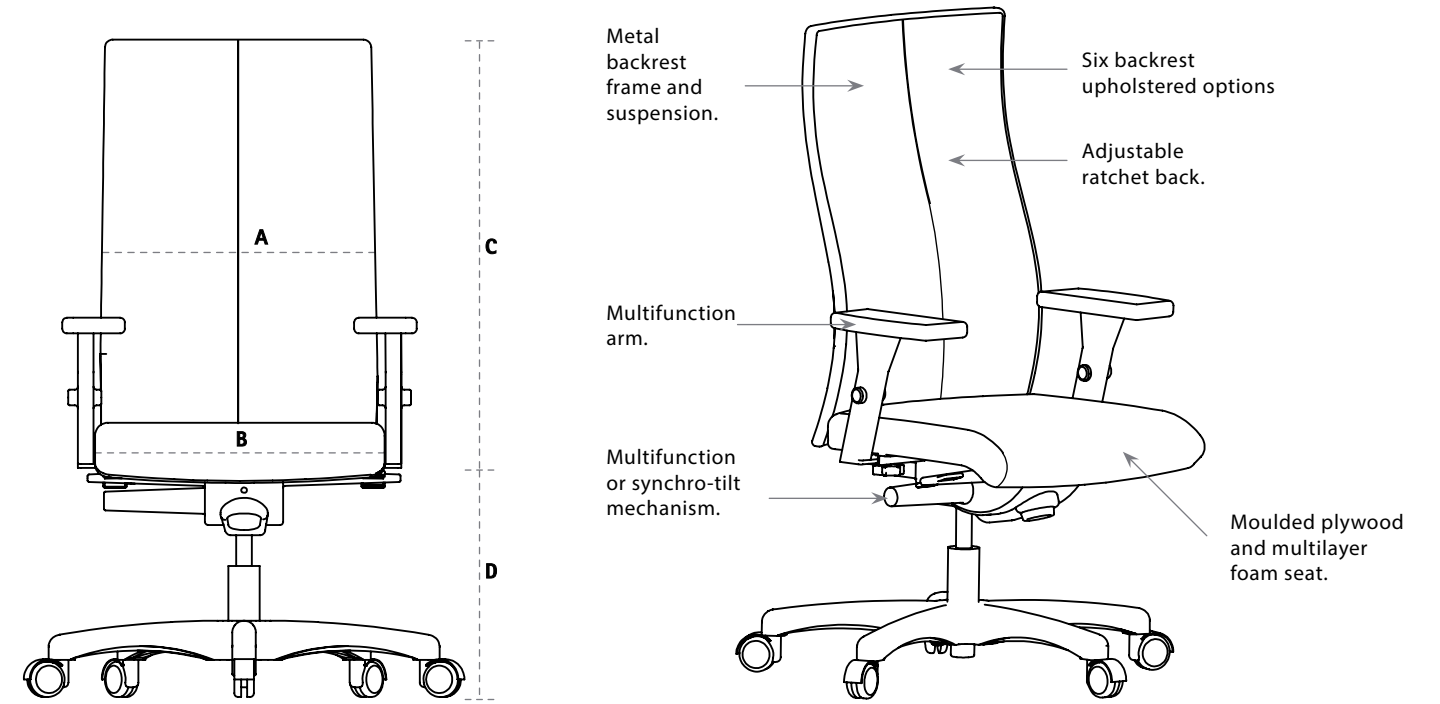
ADD \$ 792

Dolly dimension :  
A: 26" B: 30"

Capacity : 35 chairs

## FABRICS

Please refer to customer service to get the grade corresponding to the combination of these selected fabrics. A \$50 upcharge will apply to the price of the resulting grade.

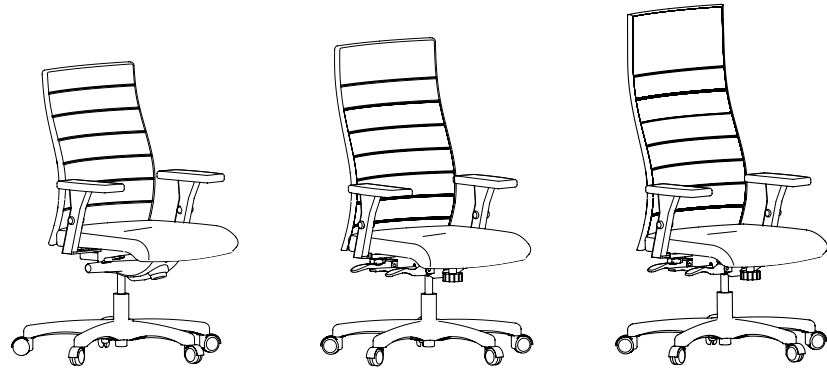


DIMENSIONS (inches)

	A Backrest width	B Seat width	C Backrest height from seat	D Seat height from floor	E Functional seat depth	F Overall depth	Fabric (yds)	Leather (ft <sup>2</sup> )	Weight (lbs)	Cubic (ft <sup>3</sup> )
LM/LF/LL/LR50	18	18 1/2	19 1/2 - 22	17 - 20 1/2	17 1/2	26	1.40	26	49	16.77
LM/LF/LL/LR70	18	18 1/2	16 1/2	18	17 1/2	23 1/2	1.25	24	35	13.51
LM/LF/LL/LR73	18	18 1/2	16 1/2	18	17 1/2	24	1.25	24	35	13.51
LM/LF/LL/LR80	18	18 1/2	16 1/2	23 - 33	17 1/2	26	1.25	24	48	16.77
LM/LF/LL/LR/LG/LGM90	18	18 1/2	23 1/2 - 26	17-20 1/2	17 1/2	26	1.60	30	52	21.83
LM/LL/LR/LG/LGM92	18	18 1/2	28 1/2 - 31	17-20 1/2	17 1/2	26	1.65	32	55	21.83

\*\* For the mesh back model, less fabric is needed.

LG/LGM50*	1.60	30
LG/LGM90	1.75	32
LG/LGM92	2.10	38
LF**	0.70	14



LM50

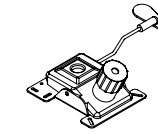
LM90

LM92

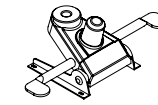
MODEL	CODE	MECANISM	APPLICATION	Com/Col		PRICE / Grade							
				A	1	2	3	4	5	6	7	Leather	
<b>Mid-back</b>													
LM50													
Fixed back	LM50N-P5	Swivel-tilt	Conference	741	782	823	864	905	988	1070	1152	1510	
Fixed back	LM50N-PD	Knee-tilt	Conference	846	887	928	970	1011	1093	1175	1257	1615	
Ratchet back	LM50N-PZ	Synchro-tilt	Task	911	952	993	1034	1076	1158	1240	1322	1680	
Ratchet back	LM50N-PFG	Multifunction with seat slider	Task	938	979	1020	1061	1103	1185	1267	1349	1707	
<b>Intermediate-back</b>													
LM90													
Fixed back	LM90N-P5	Swivel-tilt	Conference	769	821	872	924	975	1078	1181	1284	1699	
Fixed back	LM90N-PD	Knee-tilt	Conference	875	926	978	1029	1080	1183	1286	1389	1805	
Ratchet back	LM90N-PZ	Synchro-tilt	Task	940	991	1043	1094	1145	1248	1351	1454	1870	
Ratchet back	LM90N-PFG	Multifunction with seat slider	Task	967	1018	1070	1121	1172	1275	1378	1481	1897	
<b>High-back</b>													
LM92													
Fixed back	LM92N-PD	Knee-tilt	Conference	963	1011	1060	1108	1157	1254	1351	1448	1866	
Ratchet back	LM92N-PZ	Synchro-tilt	Task	1028	1076	1125	1173	1222	1319	1416	1513	1931	
Ratchet back	LM92N-PFG	Multifunction with seat slider	Task	1055	1103	1152	1200	1249	1346	1443	1540	1958	
<b>OPTION</b>													
• Sleeve on W arm: only available in vinyl or leather				59	73	85	98	111	134	161	187	226	

Prices above do not include arms

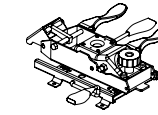
MECHANISMS (SEE P. 4-5)



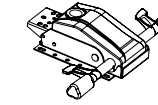
P5  
Swivel-tilt



PD  
Knee-tilt



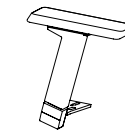
PFG  
Multifunction with seat slider



PZ  
Synchro-tilt with seat slider

OPTIONS

ERGONOMIC ARM (SEE P. 6-7)



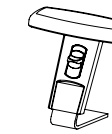
7  
3 functions  
Add \$ 158



D  
5 functions  
Add \$ 241



M  
5 functions  
Add \$ 172



R  
2 functions  
Add \$ 108

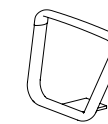
FIXED ARM (SEE P. 6-7)



P  
Add \$ 55

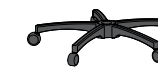


W  
Add \$ 153  
WN : black  
WC : chrome

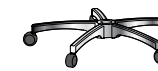


6  
Add \$ 143  
6N : black  
6C : chrome

OTHERS



N  
Black base  
Add \$ 0



C  
Chrome base  
Add \$ 107



SW  
Hard floor caster  
Add \$ 20



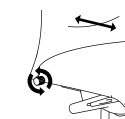
C  
Shorter seat pan (-1 1/2")  
Add \$ 0



S  
Narrow seat pan (-1 1/2")  
Add \$ 0



L  
Larger seat pan (20 1/2")  
Add \$ 69



LS  
Lumbar support  
Add \$ 87



Sleeve -  
(only with W-arm)  
Add : Price by grade

CODIFICATION

LM92	N	D	PZ	SW	Hue Black
Model	Basecolor	Armrest	Mechanism	Option	Fabric



LM70

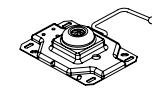
LM73

LM80

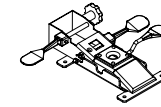
MODEL	CODE	MECANISM BASE	APPLICATION	PRICE / Grade										
				Com/Col	A	1	2	3	4	5	6	7	Leather	
<b>Low-back</b>														
LM70														
Fixed back	LM70N	Black, four legs	Guest	766	801	835	870	904	973	1042	1111	1440		
LM73														
Fixed back	LM73C-P1	Chrome, four legs	Guest	981	1015	1050	1084	1119	1188	1257	1326	1698		
<b>Stool</b>														
LM80														
Fixed back	LM80N-P1	Swivel	Stool	980	1014	1049	1084	1118	1187	1256	1325	1697		
Adjustable back	LM80N-P2	Multifunction	Stool	1152	1186	1221	1255	1290	1359	1428	1497	1869		
<b>OPTION</b>														
• Sleeve on W-arm: only available in vinyl or leather				59	73	85	98	111	134	161	187	226		

Prices above do not include arms

MECHANISMS (SEE P. 4-5)



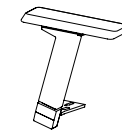
P1  
Swivel



P2  
Stool multifunction

OPTIONS

ERGONOMIC ARM (N/A FOR LM70-71-72-73) (SEE P. 6-7)



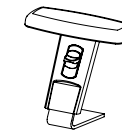
7  
3 functions  
Add \$ 158



D  
5 functions  
Add \$ 241



M  
5 functions  
Add \$ 172



R  
2 functions  
Add \$ 108

FIXED ARM (SEE P. 6-7)



P  
Add \$ 55



W  
Add \$ 153  
WN : black  
WC : chrome

OTHERS



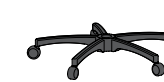
P  
Four legged  
platinum base  
Add \$ 0



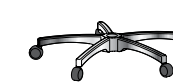
N  
Four legged  
black base  
Add \$ 0



C  
Four legged  
chrome base  
Add \$ 138



N  
Black base  
Add \$ 0



C  
Chrome base  
Add \$ 107



SW  
Hard floor caster  
Add \$ 20

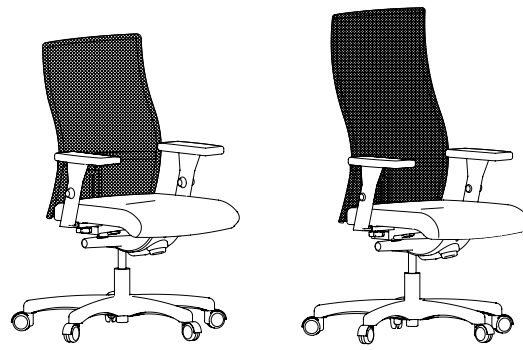


Sleeve -  
(only with W-arm)  
Add : Price by  
grade

CODIFICATION

LM80	N	P	P2	SW	Hue Black
Model	Basecolor	Armrest	Mechanism	Option	Fabric





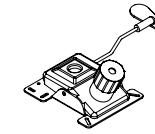
LF50

LF90

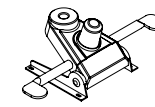
MODEL	CODE	MECANISM	APPLICATION	Com/Col		PRICE / Grade										
				A	1	2	3	4	5	6	7	Leather				
<b>Mid-back</b>																
<b>LF50</b>																
Fixed back	LF50N-P5	Swivel-tilt	Conference	739	761	783	805	827	871	915	959	1218				
Fixed back	LF50N-PD	Knee-tilt	Conference	844	866	888	910	932	976	1020	1064	1324				
Ratchet back	LF50N-PZ	Synchro-tilt	Task	909	931	953	975	997	1041	1085	1129	1389				
Ratchet back	LF50N-PFG	Multifunction with seat slider	Task	936	958	980	1002	1024	1068	1112	1156	1416				
<b>Intermediate-back</b>																
<b>LF90</b>																
Fixed back	LF90N-P5	Swivel-tilt	Conference	754	776	798	820	842	886	930	974	1237				
Fixed back	LF90N-PD	Knee-tilt	Conference	860	882	904	926	948	992	1036	1080	1343				
Ratchet back	LF90N-PZ	Synchro-tilt	Task	925	947	969	991	1013	1057	1101	1145	1407				
Ratchet back	LF90N-PFG	Multifunction with seat slider	Task	952	974	996	1018	1040	1084	1128	1172	1434				
<b>OPTION</b>																
• Sleeve on W-arm: only available in vinyl or leather				59	73	85	98	111	134	161	187	226				

Prices above do not include arms

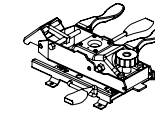
MECHANISMS (SEE P. 4-5)



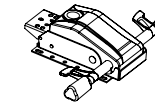
P5 Swivel-tilt



PD Knee-tilt



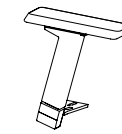
PFG Multifunction with seat slider



PZ Synchro-tilt with seat slider

OPTIONS

ERGONOMIC ARM (SEE P. 6-7)



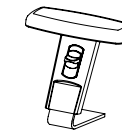
7 3 functions Add \$ 158



D 5 functions Add \$ 241



M 5 functions Add \$ 172



R 2 functions Add \$ 108

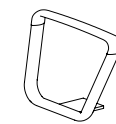
FIXED ARM (SEE P. 6-7)



P Add \$ 55

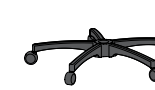


W Add \$ 153  
WN : black  
WC : chrome

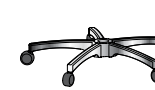


6 Add \$ 143  
6N : black  
6C : chrome

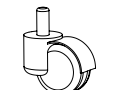
OTHERS



N Black base Add \$ 0



C Chrome base Add \$ 107



SW Hard floor caster Add \$ 20



C Shorter seat pan (-1 1/2") Add \$ 0



S Narrow seat pan (-1 1/2") Add \$ 0



L Larger seat pan (20 1/2") Add \$ 69



Sleeve (only with W-arm) Add : Price by grade

CODIFICATION

LF50	N	D	PD	SW	Hue Black
Model	Basecolor	Armrest	Mechanism	Option	Fabric



LF70

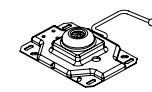
LF73

LF80

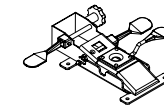
MODEL	CODE	MECANISM BASE	APPLICATION	Com/Col		PRICE / Grade										
				A	1	2	3	4	5	6	7	Leather				
<b>Low-back</b>																
LF70																
Fixed back	LF70N	Black, four legs	Guest	759	779	799	819	839	879	920	960	1214				
LF73																
Fixed back	LF73C-P1	Chrome, four legs	Guest	982	1002	1022	1042	1062	1102	1142	1182	1481				
<b>Stool</b>																
LF80																
Fixed back	LF80N-P1	Swivel	Stool	981	1001	1021	1041	1061	1101	1141	1182	1480				
Adjustable back	LF80N-P2	Multifunction	Stool	1153	1173	1193	1213	1233	1273	1313	1353	1651				
<b>OPTION</b>																
• Sleeve on W-arm: only available in vinyl or leather				59	73	85	98	111	134	161	187	226				

Prices above do not include arms

MECHANISMS (SEE P. 4-5)



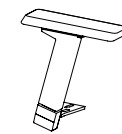
P1 Swivel



P2 Stool multifunction

OPTIONS

ERGONOMIC ARM (N/A FOR LM70-71-72-73) (SEE P. 6-7)



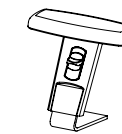
7 3 functions Add \$ 158



D 5 functions Add \$ 241



M 5 functions Add \$ 172

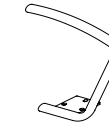


R 2 functions Add \$ 108

FIXED ARM (SEE P. 6-7)



P Add \$ 55



W Add \$ 153  
WN : black  
WC : chrome

OTHERS



P Four legged platinum base Add \$ 0



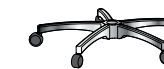
N Four legged black base Add \$ 0



C Four legged chrome base Add \$ 138



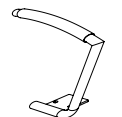
N Black base Add \$ 0



C Chrome base Add \$ 107



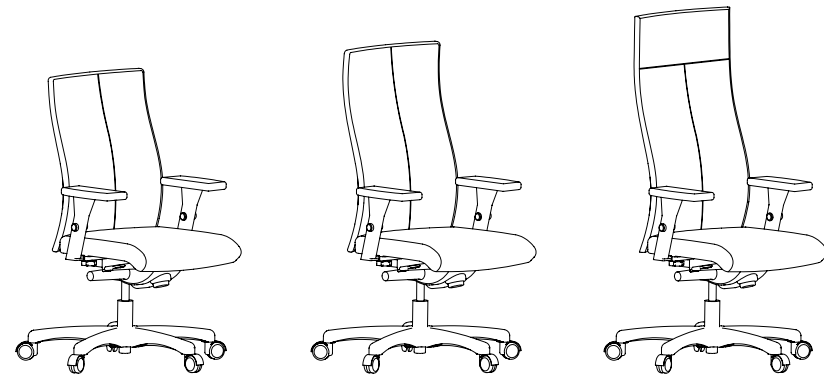
SW Hard floor caster Add \$ 20



Sleeve - (only with W-arm) Add : Price by grade

CODIFICATION

LF80	N	P	P2	SW	Hue Black
Model	Basecolor	Armrest	Mechanism	Option	Fabric



LL50

LL90

LL92

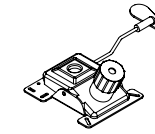
MODEL	CODE	MECANISM	APPLICATION	Com/Col		PRICE / Grade										
				A	1	2	3	4	5	6	7	Leather				
<b>Mid-back</b>																
LL50																
Fixed back	LL50N-P5	Swivel-tilt	Conference	737	776	816	856	895	975	1054	1133	1483				
Fixed back	LL50N-PD	Knee-tilt	Conference	842	882	921	961	1001	1080	1159	1239	1588				
Ratchet back	LL50N-PZ	Synchro-tilt	Task	907	947	986	1026	1066	1145	1224	1304	1653				
Ratchet back	LL50N-PFG	Multifunction with seat slider	Task	934	974	1013	1053	1093	1172	1251	1331	1680				
<b>Intermediate-back</b>																
LL90																
Fixed back	LL90N-P5	Swivel-tilt	Conference	750	793	835	878	921	1006	1091	1176	1543				
Fixed back	LL90N-PD	Knee-tilt	Conference	856	898	941	983	1026	1111	1196	1282	1649				
Ratchet back	LL90N-PZ	Synchro-tilt	Task	921	963	1006	1048	1091	1176	1261	1347	1714				
<b>High-back</b>																
LL92																
Fixed back	LL92N-PD	Knee-tilt	Conference	948	992	1036	1080	1124	1212	1300	1389	1782				
Ratchet back	LL92N-PZ	Synchro-tilt	Task	1013	1057	1101	1145	1189	1277	1365	1454	1847				
Ratchet back	LL92N-PFG	Multifunction with seat slider	Task	1040	1084	1128	1172	1216	1304	1392	1480	1874				

OPTION

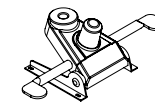
• Sleeve on W-arm: only available in vinyl or leather	59	73	85	98	111	134	161	187	226
---	----	----	----	----	-----	-----	-----	-----	-----

Prices above do not include arms

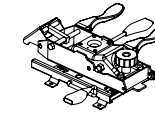
MECHANISMS (SEE P. 4-5)



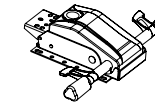
P5 Swivel-tilt



PD Knee-tilt



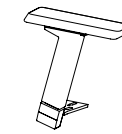
PFG Multifunction with seat slider



PZ Synchro-tilt with seat slider

OPTIONS

ERGONOMIC ARM (SEE P. 6-7)



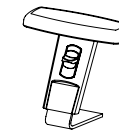
7 3 functions Add \$ 158



D 5 functions Add \$ 241



M 5 functions Add \$ 172



R 2 functions Add \$ 108

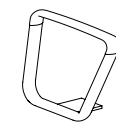
FIXED ARM (SEE P. 6-7)



P Add \$ 55



W Add \$ 153  
WN : black  
WC : chrome

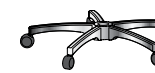


6 Add \$ 143  
6N : black  
6C : chrome

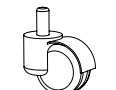
OTHERS



N Black base Add \$ 0



C Chrome base Add \$ 107



SW Hard floor caster Add \$ 20



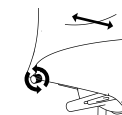
C Shorter seat pan (-1 1/2") Add \$ 0



S Narrow seat pan (-1 1/2") Add \$ 0



L Larger seat pan (20 1/2") Add \$ 69



LS Lumbar support Add \$ 87



Sleeve (only with W-arm) Add : Price by grade

CODIFICATION

LL92	N	D	PZ	SW	Hue Black
Model	Basecolor	Armrest	Mechanism	Option	Fabric



LL70

LL73

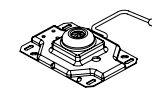
LL80

MODEL	CODE	MECANISM BASE	APPLICATION	Com/Col							PRICE / Grade		
				A	1	2	3	4	5	6	7	Leather	
<b>Low-back</b>													
LL70													
Fixed back	LL70N	Black, four legs	Guest	752	786	821	856	890	959	1028	1097	1423	
LL73													
Fixed back	LL73C-P1	Chrome, four legs	Guest	967	1001	1036	1070	1105	1174	1243	1312	1681	
<b>Stool</b>													
LL80													
Fixed back	LL80N-P1	Swivel	Stool	966	1000	1035	1069	1104	1173	1242	1311	1680	
Adjustable back	LL80N-P2	Multifunction	Stool	1137	1172	1206	1241	1275	1344	1413	1482	1852	
<b>OPTION</b>				59	73	85	98	111	134	161	187	226	

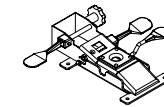
• Sleeve on W-arm: only available in vinyl or leather

Prices above do not include arms

MECHANISMS (SEE P. 4-5)



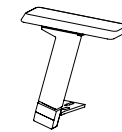
P1  
Swivel



P2  
Stool multifunction

OPTIONS

ERGONOMIC ARM (N/A FOR LL70-71-72-73) (SEE P. 6-7)



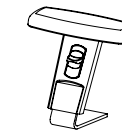
7  
3 functions  
Add \$ 158



D  
5 functions  
Add \$ 241



M  
5 functions  
Add \$ 172



R  
2 functions  
Add \$ 108

FIXED ARM (SEE P. 6-7)



P  
Add \$ 55



W  
Add \$ 153  
WN : black  
WC : chrome

OTHERS



P  
Four legged platinum base  
Add \$ 0



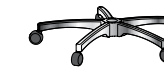
N  
Four legged black base  
Add \$ 0



C  
Four legged chrome base  
Add \$ 138



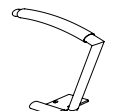
N  
Black base  
Add \$ 0



C  
Chrome base  
Add \$ 107



SW  
Hard floor caster  
Add \$ 20



Sleeve -  
(only with W-arm)  
Add : Price by grade

CODIFICATION

LL80	N	P	P2	SW	Hue Black
Model	Basecolor	Armrest	Mechanism	Option	Fabric



LR50

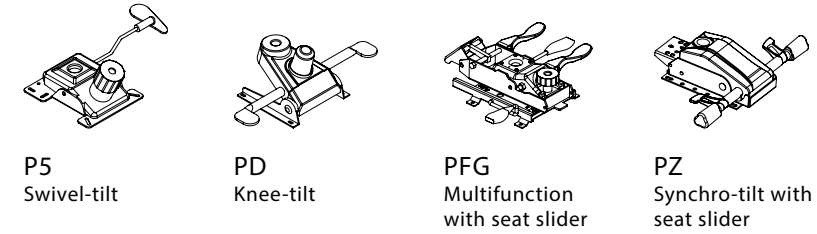
LR90

LR92

MODEL	CODE	MECANISM	APPLICATION	Com/Col		PRICE / Grade						
				A	1	2	3	4	5	6	7	Leather
<b>Mid-back</b>												
LR50												
Fixed back	LR50N-P5	Swivel-tilt	Conference	741	782	823	864	905	988	1070	1152	1510
Fixed back	LR50N-PD	Knee-tilt	Conference	846	887	928	970	1011	1093	1175	1257	1615
Ratchet back	LR50N-PZ	Synchro-tilt	Task	911	952	993	1034	1076	1158	1240	1322	1680
Ratchet back	LR50N-PFG	Multifunction with seat slider	Task	938	979	1020	1061	1103	1185	1267	1349	1707
<b>Intermediate-back</b>												
LR90												
Fixed back	LR90N-P5	Swivel-tilt	Conference	769	821	872	924	975	1078	1181	1284	1699
Fixed back	LR90N-PD	Knee-tilt	Conference	875	926	978	1029	1080	1183	1286	1389	1805
Ratchet back	LR90N-PZ	Synchro-tilt	Task	940	991	1043	1094	1145	1248	1351	1454	1870
Ratchet back	LR90N-PFG	Multifunction with seat slider	Task	967	1018	1070	1121	1172	1275	1378	1481	1897
<b>High-back</b>												
LR92												
Fixed back	LR92N-PD	Knee-tilt	Conference	963	1011	1060	1108	1157	1254	1351	1448	1866
Ratchet back	LR92N-PZ	Synchro-tilt	Task	1028	1076	1125	1173	1222	1319	1416	1513	1931
Ratchet back	LR92N-PFG	Multifunction with seat slider	Task	1055	1103	1152	1200	1249	1346	1443	1540	1958
<b>OPTION</b>				59	73	85	98	111	134	161	187	226
• Sleeve on W-arm: only available in vinyl or leather												

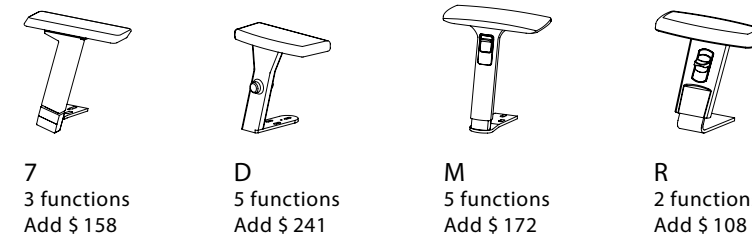
Prices above do not include arms

MECHANISMS (SEE P. 4-5)

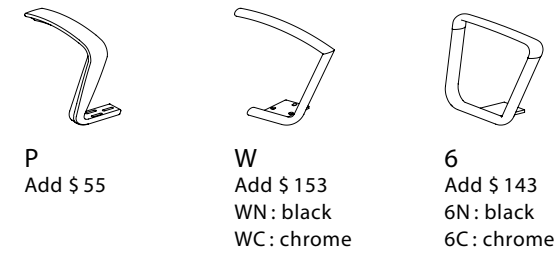


OPTIONS

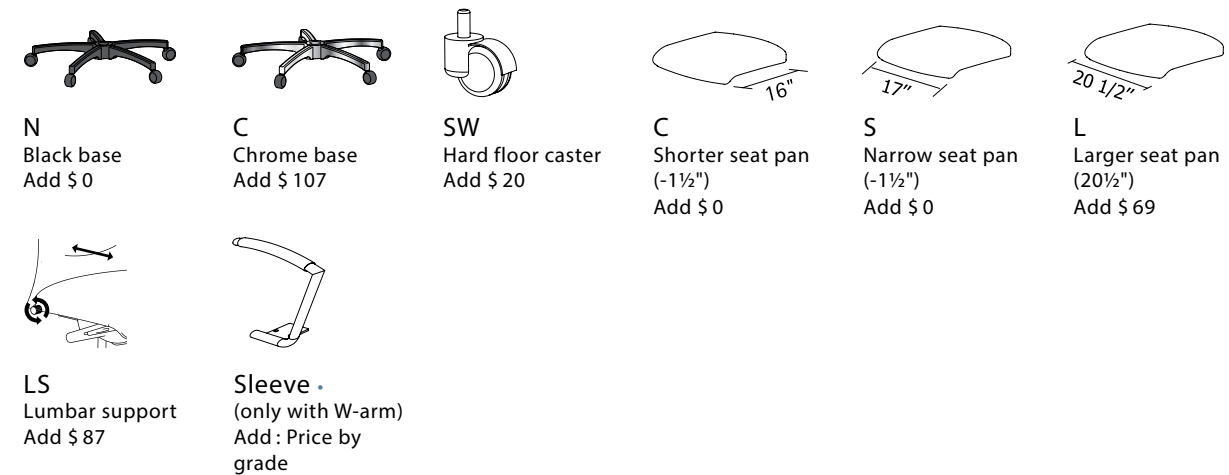
ERGONOMIC ARM (SEE P. 6-7)



FIXED ARM (SEE P. 6-7)



OTHERS



CODIFICATION

LR50	N	D	PZ	SW	Hue Black
Model	Basecolor	Armrest	Mechanism	Option	Fabric



LR70

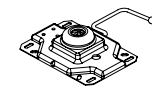
LR73

LR80

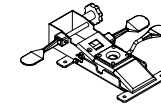
MODEL	CODE	MECANISM BASE	APPLICATION	Com/Col							PRICE / Grade		
				A	1	2	3	4	5	6	7	Leather	
<b>Low-back</b>													
LR70													
Fixed back	LR70N	Black, four legs	Guest	766	801	835	870	904	973	1042	1111	1440	
LR73													
Fixed back	LR73C-P1	Chrome, four legs	Guest	981	1015	1050	1084	1119	1188	1257	1326	1698	
<b>Stool</b>													
LR80													
Fixed back	LR80N-P1	Swivel	Stool	980	1014	1049	1084	1118	1187	1256	1325	1697	
Adjustable back	LR80N-P2	Multifunction	Stool	1152	1186	1221	1255	1290	1359	1428	1497	1869	
<b>OPTION</b>													
• Sleeve on W-arm: only available in vinyl or leather				59	73	85	98	111	134	161	187	226	

Prices above do not include arms

MECHANISMS (SEE P. 4-5)



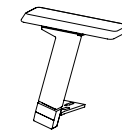
P1  
Swivel



P2  
Stool multifunction

OPTIONS

ERGONOMIC ARM (N/A FOR LR70-71-72-73) (SEE P. 6-7)



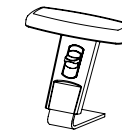
7  
3 functions  
Add \$ 158



D  
5 functions  
Add \$ 241



M  
5 functions  
Add \$ 172



R  
2 functions  
Add \$ 108

FIXED ARM (SEE P. 6-7)



P  
Add \$ 55



W  
Add \$ 153  
WN : black  
WC : chrome

OTHERS



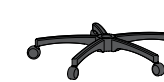
P  
Four legged  
platinum base  
Add \$ 0



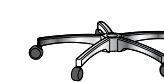
N  
Four legged  
black base  
Add \$ 0



C  
Four legged  
chrome base  
Add \$ 138



N  
Black base  
Add \$ 0



C  
Chrome base  
Add \$ 107



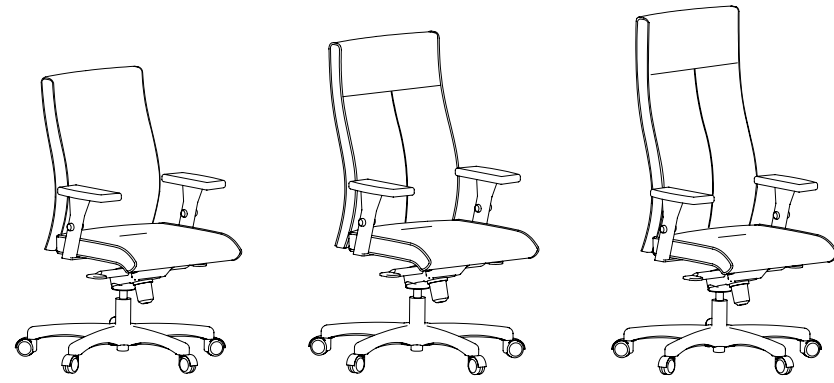
SW  
Hard floor caster  
Add \$ 20



Sleeve -  
(only with W-arm)  
Add : Price by  
grade

CODIFICATION

LR80	N	D	P2	SW	Hue Black
Model	Basecolor	Armrest	Mechanism	Option	Fabric



LG50

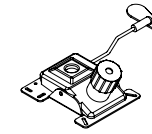
LG90

LG92

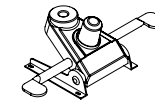
MODEL	CODE	MECANISM	APPLICATION	Com/Col		PRICE / Grade						
				A	1	2	3	4	5	6	7	Leather
<b>Mid-back</b>												
LG50												
Fixed back	LG50N-P5	Swivel-tilt	Conference	807	854	901	948	995	1089	1183	1277	1678
Fixed back	LG50N-PD	Knee-tilt	Conference	912	959	1006	1053	1100	1194	1288	1382	1783
Ratchet back	LG50N-PZ	Synchro-tilt	Task	977	1024	1071	1118	1165	1259	1353	1447	1848
Ratchet back	LG50N-PFG	Multifunction with seat slider	Task	1004	1051	1098	1145	1192	1286	1380	1474	1875
<b>Intermediate-back</b>												
LG90												
Fixed back	LG90N-P5	Swivel-tilt	Conference	834	886	937	989	1040	1143	1246	1349	1778
Fixed back	LG90N-PD	Knee-tilt	Conference	940	991	1043	1094	1145	1248	1351	1454	1883
Ratchet back	LG90N-PZ	Synchro-tilt	Task	1005	1056	1108	1159	1210	1313	1416	1519	1948
Ratchet back	LG90N-PFG	Multifunction with seat slider	Task	1032	1083	1135	1186	1237	1340	1443	1546	1975
<b>High-back</b>												
LG92												
Fixed back	LG92N-PD	Knee-tilt	Conference	1077	1138	1200	1262	1323	1447	1570	1694	2202
Ratchet back	LG92N-PZ	Synchro-tilt	Task	1141	1203	1265	1327	1388	1512	1635	1758	2267
Ratchet back	LG92N-PFG	Multifunction with seat slider	Task	1168	1230	1292	1354	1415	1539	1662	1785	2294
<b>OPTION</b>												
• Sleeve on W-arm: only available in vinyl or leather				59	73	85	98	111	134	161	187	226

Prices above do not include arms

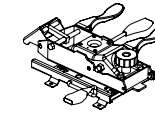
MECHANISMS (SEE P. 4-5)



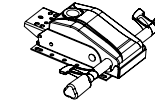
P5 Swivel-tilt



PD Knee-tilt



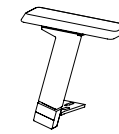
PFG Multifunction with seat slider



PZ Synchro-tilt with seat slider

OPTIONS

ERGONOMIC ARM (SEE P. 6-7)



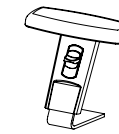
7 3 functions Add \$ 158



D 5 functions Add \$ 241



M 5 functions Add \$ 172

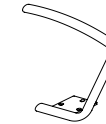


R 2 functions Add \$ 108

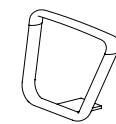
FIXED ARM (SEE P. 6-7)



P Add \$ 55

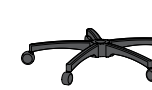


W Add \$ 153  
WN : black  
WC : chrome

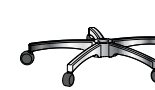


6 Add \$ 143  
6N : black  
6C : chrome

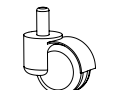
OTHERS



N Black base Add \$ 0



C Chrome base Add \$ 107



SW Hard floor caster Add \$ 20



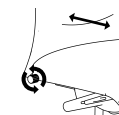
C Shorter seat pan (-1½") Add \$ 0



S Narrow seat pan (-1½") Add \$ 0



L Larger seat pan (20½") Add \$ 69



LS Lumbar support Add \$ 87



Sleeve (only with W-arm) Add : Price by grade

CODIFICATION

LG50	N	D	PZ	SW	Hue Black
Model	Basecolor	Armrest	Mechanism	Option	Fabric



LGM50

LGM90

LGM92

MODEL	CODE	MECANISM	APPLICATION	Com/Col		PRICE / Grade						
				A	1	2	3	4	5	6	7	Leather
<b>Mid-back</b>												
LGM50												
Fixed back	LGM50N-P5	Swivel-tilt	Conference	828	875	922	969	1016	1110	1204	1298	1703
Fixed back	LGM50N-PD	Knee-tilt	Conference	933	980	1027	1074	1121	1215	1309	1403	1808
Ratchet back	LGM50N-PZ	Synchro-tilt	Task	998	1045	1092	1139	1186	1280	1374	1468	1873
Ratchet back	LGM50N-PFG	Multifunction	Task	1025	1072	1119	1166	1213	1307	1401	1495	1900
<b>Intermediate-back</b>												
LGM90												
Fixed back	LGM90N-P5	Swivel-tilt	Conference	855	907	958	1009	1061	1164	1267	1369	1802
Fixed back	LGM90N-PD	Knee-tilt	Conference	961	1012	1063	1115	1166	1269	1372	1475	1908
Ratchet back	LGM90N-PZ	Synchro-tilt	Task	1026	1077	1128	1180	1231	1334	1437	1540	1973
Ratchet back	LGM90N-PFG	Multifunction	Task	1053	1104	1155	1207	1258	1361	1464	1567	2000
<b>High-back</b>												
LGM92												
Fixed back	LGM92N-PD	Knee-tilt	Conference	1097	1159	1221	1282	1344	1468	1591	1714	2227
Ratchet back	LGM92N-PZ	Synchro-tilt	Task	1162	1224	1286	1347	1409	1532	1656	1779	2292
Ratchet back	LGM92N-PFG	Multifunction	Task	1189	1251	1313	1374	1436	1559	1683	1806	2319

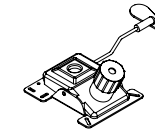
**OPTION**

• Sleeve on W-arm: only available in vinyl or leather

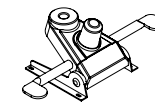
59	73	85	98	111	134	161	187	226
----	----	----	----	-----	-----	-----	-----	-----

Prices above do not include arms

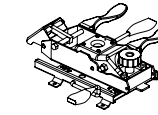
**MECHANISMS (SEE P. 4-5)**



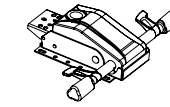
P5  
Swivel-tilt



PD  
Knee-tilt



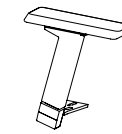
PFG  
Multifunction  
with seat slider



PZ  
Synchro-tilt with  
seat slider

**OPTIONS**

**ERGONOMIC ARM (SEE P. 6-7)**



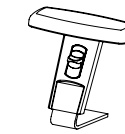
7  
3 functions  
Add \$ 158



D  
5 functions  
Add \$ 241



M  
5 functions  
Add \$ 172



R  
2 functions  
Add \$ 108

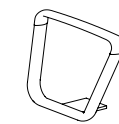
**FIXED ARM (SEE P. 6-7)**



P  
Add \$ 55



W  
Add \$ 153  
WN : black  
WC : chrome

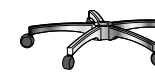


6  
Add \$ 143  
6N : black  
6C : chrome

**OTHERS**



N  
Black base  
Add \$ 0



C  
Chrome base  
Add \$ 107



SW  
Hard floor caster  
Add \$ 20



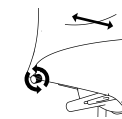
C  
Shorter seat pan  
(-1½")  
Add \$ 0



S  
Narrow seat pan  
(-1½")  
Add \$ 0



L  
Larger seat pan  
(20½")  
Add \$ 69



LS  
Lumbar support  
Add \$ 87

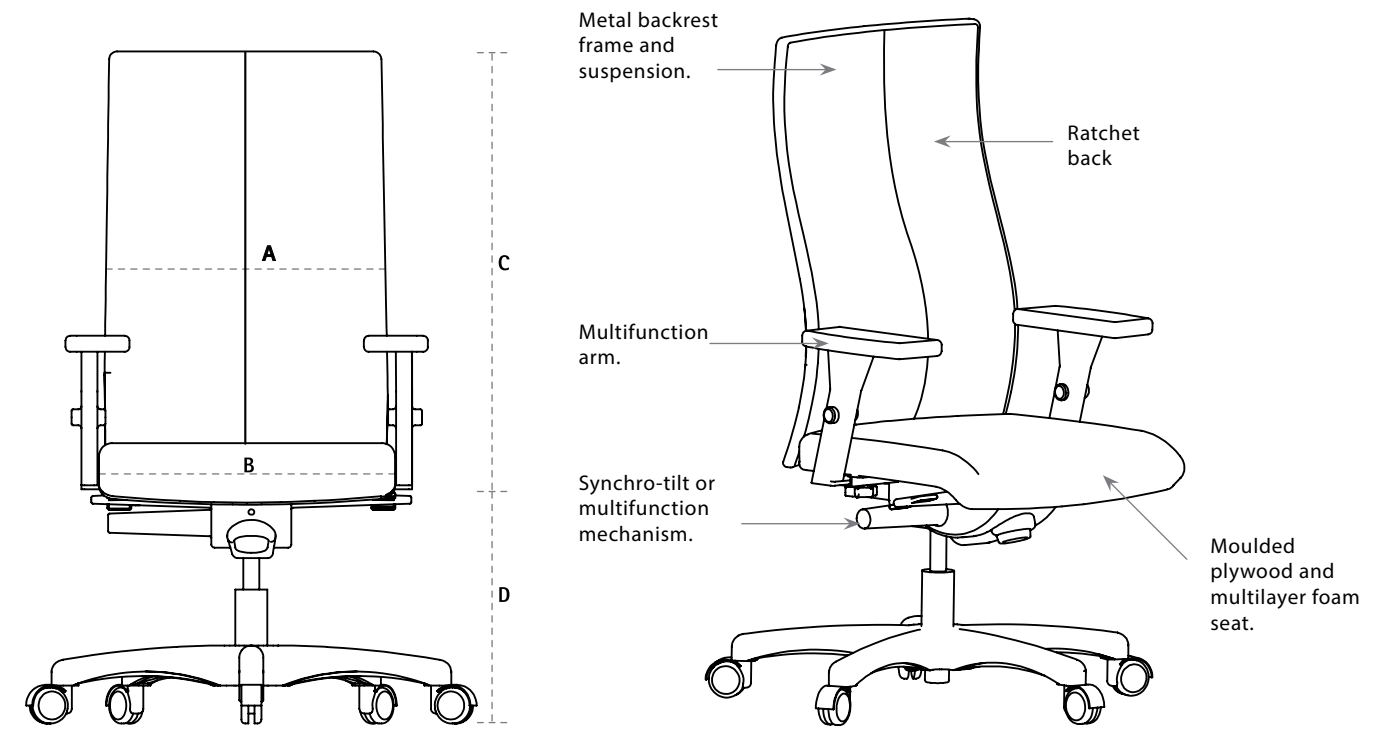


Sleeve  
(only with W-arm)  
Add : Price by  
grade


**CODIFICATION**

LGM50	N	D	PZ	SW	Hue Black
Model	Basecolor	Armrest	Mechanism	Option	Fabric



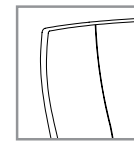


SF



Meshbackrest

SL



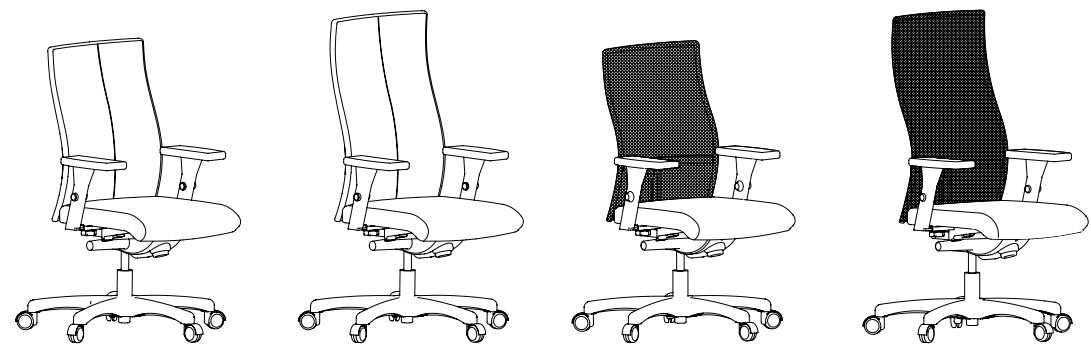
Slimbackrest

DIMENSIONS (inches)

	A Backrest width	B Seat width	C Backrest height from seat	D Seat height from floor	E Functional seat depth	F Overall depth	Fabric (yds)	Leather (ft <sup>2</sup> )	Weight (lbs)	Cubic (ft <sup>3</sup> )
SF/SL50	18	18 1/2	19 1/2 - 22	17 - 20 1/2	17 1/2	26	1.40	26	49	16.77
SF/SL90	18	18 1/2	23 1/2 - 26	17 - 20 1/2	17 1/2	26 1.45	28	52	21.83	13.51

\*\* Forthemeshbackmodel,lessfabricisneeded.

SF*	0.70	14
-----	------	----



SL50

SL90

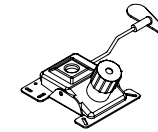
SF50

SF90

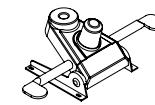
MODEL	CODE	MECANISM	APPLICATION	Com/Col		PRICE / Grade						
				A	1	2	3	4	5	6	7	Leather
<b>SLIM - Mid-back</b>												
SL50												
Fixed back	SL50N-P5	Swivel-tilt	Conference	622	659	697	734	771	846	920	995	1309
Fixed back	SL50N-PD	Knee-tilt	Conference	727	765	802	839	877	951	1026	1100	1415
Ratchet back	SL50N-PZ	Synchro-tilt	Task	792	830	867	904	941	1016	1091	1165	1479
Ratchet back	SL50N-PFG	Multifunction with seat slider	Task	819	857	894	931	968	1043	1118	1192	1506
<b>SLIM - Intermediate-back</b>												
SL90												
Fixed back	SL90N-P5	Swivel-tilt	Conference	632	672	712	752	792	872	952	1032	1363
Fixed back	SL90N-PD	Knee-tilt	Conference	737	777	818	858	898	978	1058	1138	1468
Ratchet back	SL90N-PZ	Synchro-tilt	Task	802	842	882	923	963	1043	1123	1203	1533
Ratchet back	SL90N-PFG	Multifunction with seat slider	Task	829	869	909	949	989	1070	1150	1230	1560
<b>MESH - Mid-back</b>												
SF50												
Fixed back	SF50N-P5	Swivel-tilt	Conference	593	612	632	651	670	709	748	786	1004
Fixed back	SF50N-PD	Knee-tilt	Conference	699	718	737	757	776	814	853	892	1109
Ratchet back	SF50N-PZ	Synchro-tilt	Task	763	783	802	821	841	879	918	957	1174
Ratchet back	SF50N-PFG	Multifunction with seat slider	Task	790	810	829	848	868	906	945	984	1201
<b>MESH - Intermediate-back</b>												
SF90												
Fixed back	SF90N-P5	Swivel-tilt	Conference	606	626	645	664	684	722	761	800	1020
Fixed back	SF90N-PD	Knee-tilt	Conference	712	731	751	770	789	828	866	905	1125
Ratchet back	SF90N-PZ	Synchro-tilt	Task	777	796	815	835	854	893	931	970	1190
Ratchet back	SF90N-PFG	Multifunction with seat slider	Task	804	823	842	862	881	920	958	997	1217
<b>OPTION</b>												
• Sleeve on W arm: only available in vinyl or leather				59	73	85	98	111	134	161	187	226

Prices above do not include arms

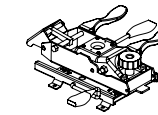
MECHANISMS (SEE P. 4-5)



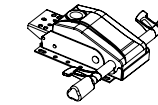
P5 Swivel-tilt



PD Knee-tilt



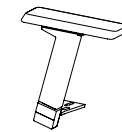
PFG Multifunction with seat slider



PZ Synchro-tilt with seat slider

OPTIONS

ERGONOMIC ARM (SEE P. 6-7)



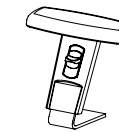
7 3 functions Add \$ 158



D 5 functions Add \$ 241



M 5 functions Add \$ 172



R 2 functions Add \$ 108

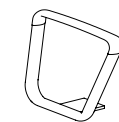
FIXED ARM (SEE P. 6-7)



P Add \$ 55



W Add \$ 153  
WN : black  
WC : chrome



6 Add \$ 143  
6N : black  
6C : chrome

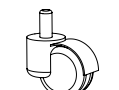
OTHERS



N Black base Add \$ 0



C Chrome base Add \$ 107



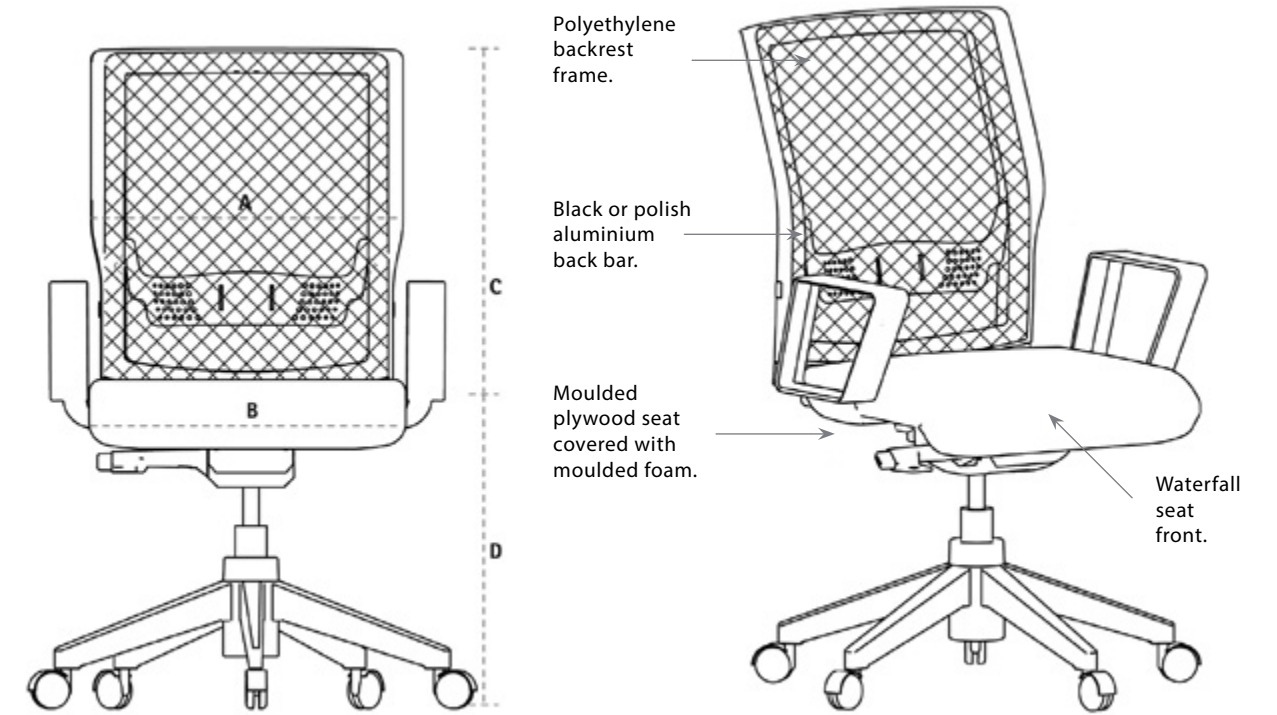
SW Hard floor caster Add \$ 20



Sleeve (only with W-arm) Add : Price by grade

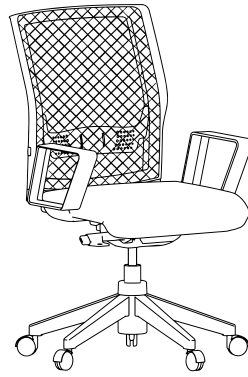
CODIFICATION

SF50	N	D	PZ	SW	Hue Black
Model	Basecolor	Armrest	Mechanism	Option	Fabric



DIMENSIONS (inches)

	A Backrest width	B Seat width	C Backrest height from seat	D Seat height from floor	E Functional seat depth	F Overall depth	Fabric (yds)	Leather (ft <sup>2</sup> )	Weight (lbs)	Cubic (ft <sup>3</sup> )
F2*40	19	19	19 1/2-21 1/2	17 1/2-21 1/2	17	26	0,70	14	52	16.77

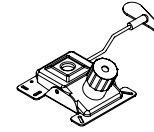


F240

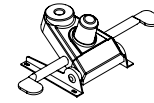
MODEL	CODE	MECANISM	APPLICATION	Com/Col		PRICE / Grade						
				A	1	2	3	4	5	6	7	Leather
<b>Black back bar</b>												
F2N40N												
Adjustable back	F2N40N-P5	Swivel-tilt	Conference	677	696	716	735	754	793	832	870	1104
Adjustable back	F2N40N-PD	Knee-tilt	Conference	782	802	821	840	860	898	937	976	1210
Adjustable back	F2N40N-PZ	Synchro-tilt	Task	823	842	862	881	900	939	977	1016	1250
<b>Chrome back bar</b>												
F2C40N												
Adjustable back	F2C40N-P5	Swivel-tilt	Conference	754	773	792	812	831	870	908	947	1196
Adjustable back	F2C40N-PD	Knee-tilt	Conference	859	878	898	917	936	975	1014	1052	1301
Adjustable back	F2C40N-PZ	Synchro-tilt	Task	899	919	938	957	977	1015	1054	1093	1342
<b>OPTION</b>												
• Sleeve on W arm: only available in vinyl or leather				59	73	85	98	111	134	161	187	226

Prices above do not include arms

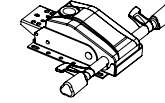
MECHANISMS (SEE P. 4-5)



P5  
Swivel-tilt



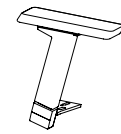
PD  
Knee-tilt



PZ  
Synchro-tilt with  
seat slider

OPTIONS

ERGONOMIC ARM (SEE P. 6-7)



7  
3 functions  
Add \$ 158



D  
5 functions  
Add \$ 241



M  
5 functions  
Add \$ 172



R  
2 functions  
Add \$ 108

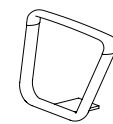
FIXED ARM (SEE P. 6-7)



P  
Add \$ 55



W  
Add \$ 153  
WN : black  
WC : chrome



6  
Add \$ 143  
6N : black  
6C : chrome

OTHERS



N  
Black base  
Add \$ 0



C  
Chrome base  
Add \$ 107



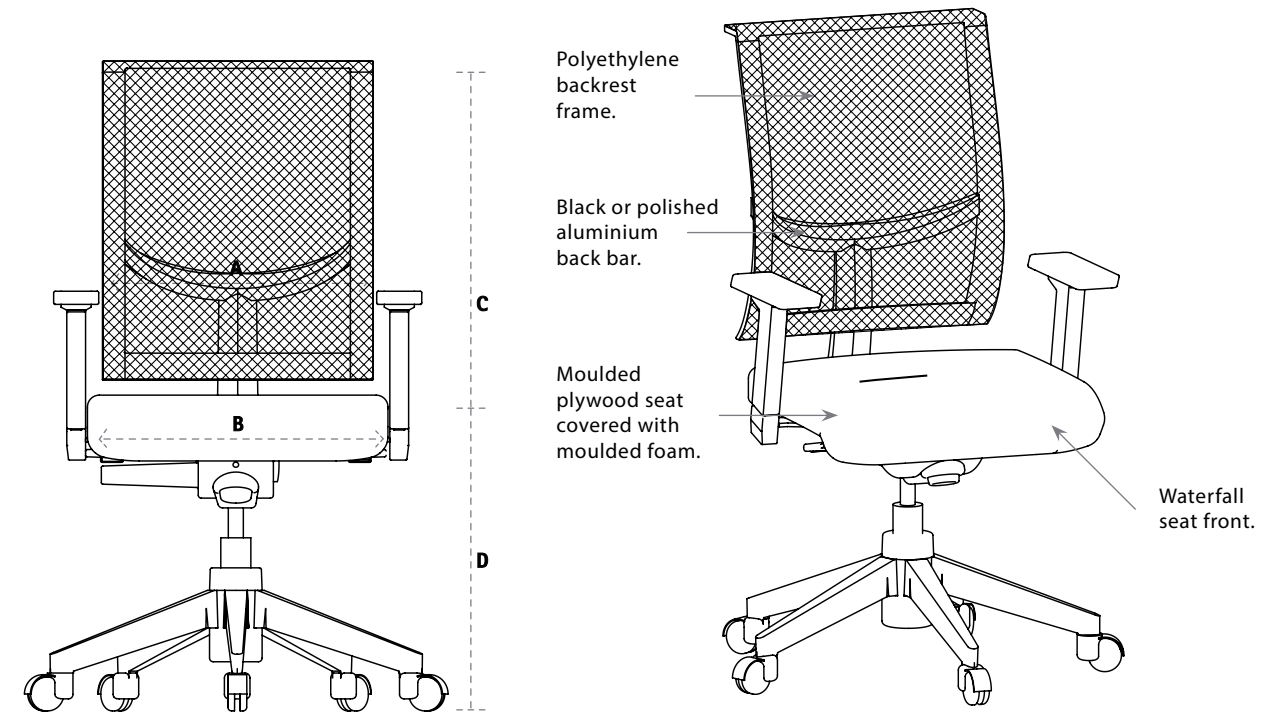
SW  
Hard floor caster  
Add \$ 20



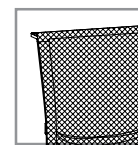
Sleeve  
(only with W-arm)  
Add : Price by  
grade

CODIFICATION

F2	C	40	N	7	PZ	SW	Hue Black
Serie	Back bar color	Model	Basecolor	Armrest	Mechanism	Option	Fabric

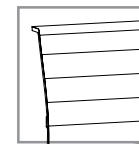


EF



Mesh backrest and upholstered seat

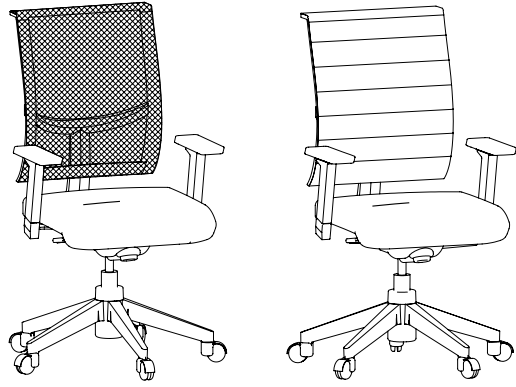
EM



Channelbackrest and upholstered seat

**DIMENSIONS (inches)**

	A Backrest width	B Seat width	C Backrest height from seat	D Seat height from floor	E Functional seat depth	F Overall depth	Fabric (yds)	Leather (ft <sup>2</sup> )	Weight (lbs)	Cubic (ft <sup>3</sup> )
EF40	18	19	24 1/2	17 1/2-20	18	24	0,70	14	52	16.77
EM40	18	19	24 1/2	17 1/2-20	18	24	1,20	24	52	16.77



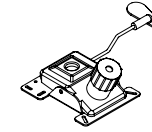
EF40

EM40

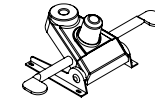
MODEL	CODE	MECANISM BASE	APPLICATION	Com/Col							PRICE / Grade	
				A	1	2	3	4	5	6	7	Leather
<b>BLACK BACK BAR - Mesh back</b>												
EFN40												
Fixed back	EFN40N-P5	Swivel-tilt	Conference	678	696	715	734	753	790	828	866	1097
Fixed back	EFN40N-PD	Knee-tilt	Conference	785	804	823	841	860	898	935	973	1204
Fixed back	EFN40N-PZ	Synchro-tilt	Task	826	845	864	883	901	939	977	1014	1246
<b>BLACK BACK BAR - Channel back</b>												
EMN40												
Fixed back	EMN40N-P5	Swivel-tilt	Conference	721	753	785	817	849	914	978	1043	1351
Fixed back	EMN40N-PD	Knee-tilt	Conference	828	860	892	925	957	1021	1086	1150	1458
Fixed back	EMN40N-PZ	Synchro-tilt	Task	869	901	934	966	998	1063	1127	1191	1500
<b>CHROME BACK BAR - Mesh back</b>												
EFC40												
Fixed back	EFC40N-P5	Swivel-tilt	Conference	759	778	797	816	834	872	910	947	1195
Fixed back	EFC40N-PD	Knee-tilt	Conference	867	885	904	923	942	979	1017	1055	1302
Fixed back	EFC40N-PZ	Synchro-tilt	Task	908	927	946	964	983	1021	1058	1096	1344
<b>CHROME BACK BAR - Channel back</b>												
EMC40												
Fixed back	EMC40N-P5	Swivel-tilt	Conference	802	834	867	899	931	996	1060	1124	1449
Fixed back	EMC40N-PD	Knee-tilt	Conference	910	942	974	1006	1039	1103	1167	1232	1557
Fixed back	EMC40N-PZ	Synchro-tilt	Task	928	961	993	1025	1057	1122	1186	1251	1575
<b>OPTION</b>												
• Sleeve on W arm: only available in vinyl or leather				59	73	85	98	111	134	161	187	226

Prices above do not include arms

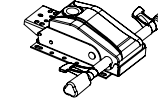
MECHANISMS (SEE P. 4-5)



P5 Swivel-tilt



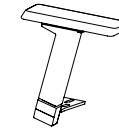
PD Knee-tilt



PZ Synchro-tilt with seat slider

OPTIONS

ERGONOMIC ARM (SEE P. 6-7)



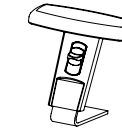
7 3 functions Add \$ 158



D 5 functions Add \$ 241



M 5 functions Add \$ 172



R 2 functions Add \$ 108

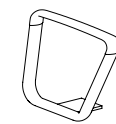
FIXED ARM (SEE P. 6-7)



P Add \$ 55



W Add \$ 153  
WN : black  
WC : chrome

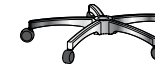


6 Add \$ 143  
6N : black  
6C : chrome

OTHERS



N Black base Add \$ 0



C Chrome base Add \$ 107



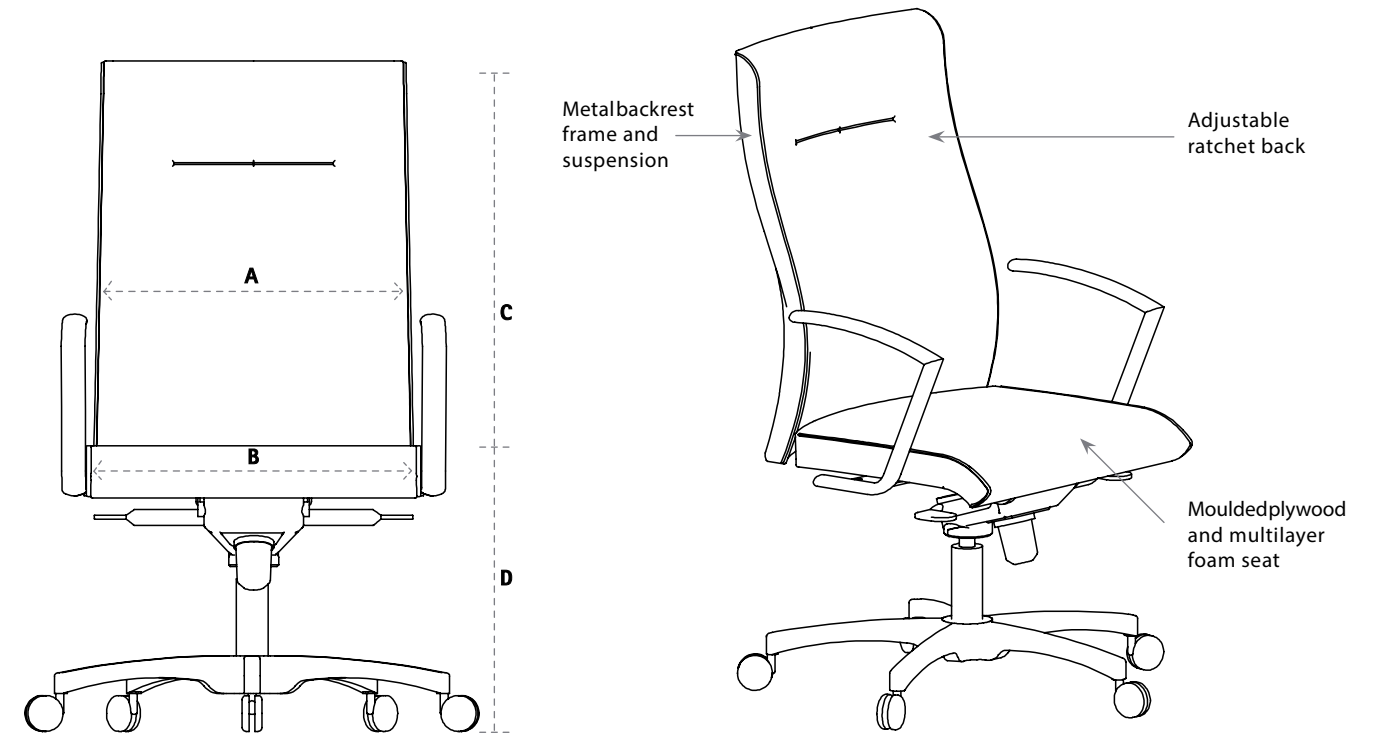
SW Hard floor caster Add \$ 20



Sleeve (only with W-arm) Add : Price by grade

CODIFICATION


EM	C	40	N	7	PZ	SW	Hue Black
Serie	Back bar color	Model	Base color	Armrest	Mechanism	Option	Fabric



DIMENSIONS ( inches )

	A Backrest width	B Seat width	C Backrest height from seat	D Seat height from floor	E Functional seat depth	F Overall depth	Fabric (yds)	Leather (ft <sup>2</sup> )	Weight (lbs)	Cubic (ft <sup>3</sup> )
RV50	20 1/2	20 1/2	19 1/2 - 22	17- 20 1/2	19	26	1.5	28	49	16.77
RV90	20 1/2	20 1/2	23 1/2 - 26	17- 20 1/2	19	26	1.65	32	52	21.83

# RIVO

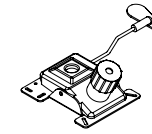


RV50

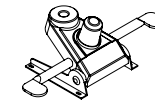
RV90

MODEL	CODE	MECANISM	APPLICATION	Com/Col		PRICE / Grade							
				A	1	2	3	4	5	6	7	Leather	
<b>RV50</b>													
Fixed back	RV50N-P5	Swivel-tilt	Conference	943	992	1040	1089	1138	1235	1332	1429	1577	
Fixed back	RV50N-PD	Knee-tilt	Conference	1049	1098	1146	1195	1243	1341	1438	1535	1683	
Ratchet back	RV50N-PZ	Synchro-tilt	Task	1113	1162	1210	1259	1308	1405	1502	1599	1747	
<b>RV90</b>													
Fixed back	RV90N-P5	Swivel-tilt	Conference	971	1025	1078	1131	1185	1292	1399	1505	1666	
Fixed back	RV90N-PD	Knee-tilt	Conference	1077	1130	1184	1237	1291	1398	1504	1611	1772	
Ratchet back	RV90N-PZ	Synchro-tilt	Task	1141	1195	1248	1302	1355	1462	1569	1675	1836	
<b>OPTION</b>													
• Sleeve on W arm: only available in vinyl or leather				59	73	85	98	111	134	161	187	226	

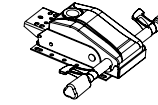
## MECHANISMS (SEE P. 4-5)



P5  
Swivel-tilt



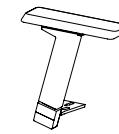
PD  
Knee-tilt



PZ  
Synchro-tilt with  
seat slider

## OPTIONS

### ERGONOMIC ARM (SEE P. 6-7)



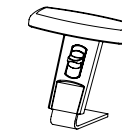
7  
3 functions  
Add \$ 158



D  
5 functions  
Add \$ 241

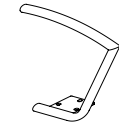


M  
5 functions  
Add \$ 172

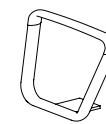


R  
2 functions  
Add \$ 108

### FIXED ARM (SEE P. 6-7)

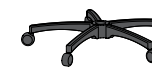


W  
Add \$ 153  
WN: black  
WC: chrome

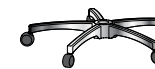


6  
Add \$ 143  
6N: black  
6C: chrome

### OTHERS



N  
Black base  
Add \$ 0

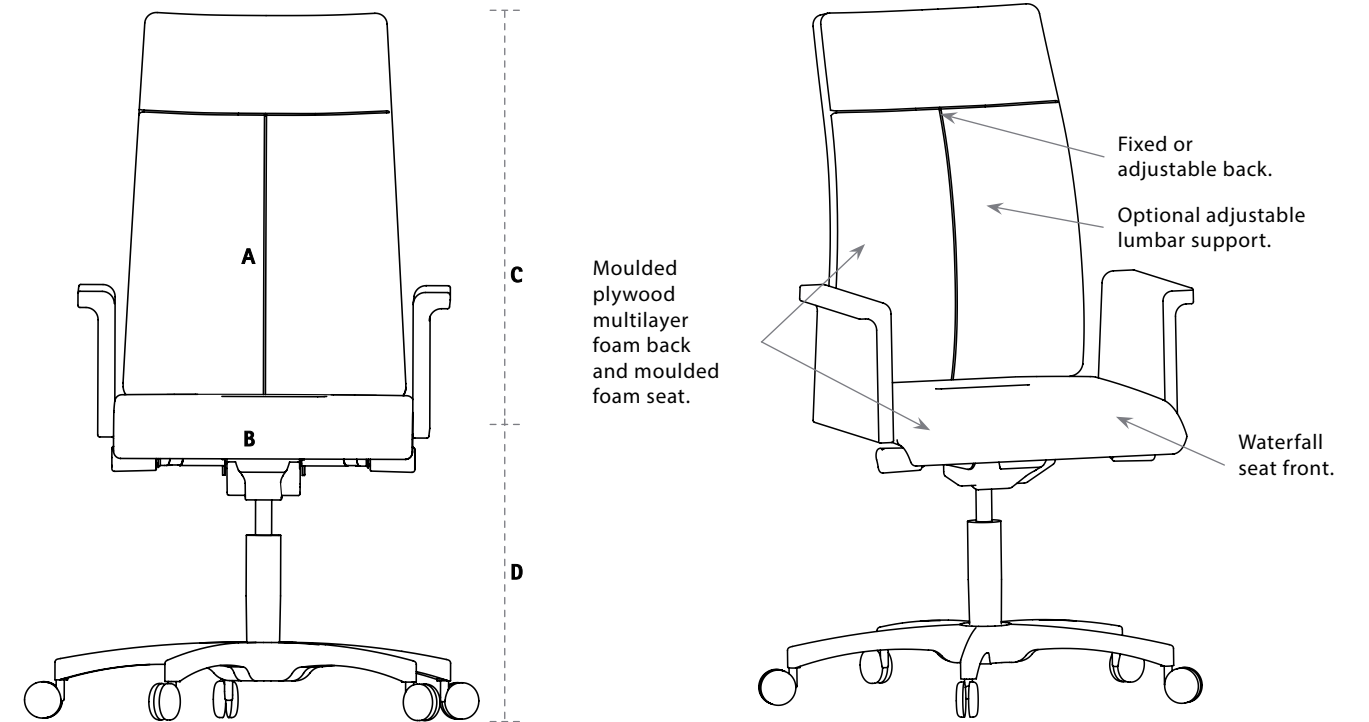


C  
Chrome base  
Add \$ 107

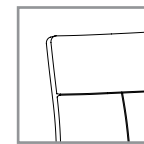


SW  
Hard floor caster  
Add \$ 20



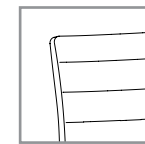


ST



T stitch backrest

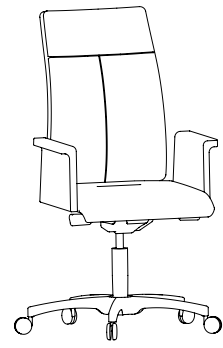
SM



Channel backrest

DIMENSIONS (inches)

	A Backrest width	B Seat width	C Backrest height from seat	D Seat height from floor	E Functional seat depth	F Overall depth	Fabric (yds)	Leather (ft <sup>2</sup> )	Weight (lbs)	Cubic (ft <sup>3</sup> )
ST/SM50	18	18 1/2	22 1/2 - 25	17 1/2 - 20 1/2	17 1/2	26	1,40	26	48	14.81
ST/SM70	18	18 1/2	16 1/2	18	17 1/2	23	1,20	24	35	13.51
ST/SM73	18	18 1/2	16 1/2	18	17 1/2	26	1,20	24	35	13.51
ST/SM74	18	18 1/2	16 1/2	18	17 1/2	23	1,20	24	35	13.51
ST/SM80	18	18 1/2	16 1/2 - 19	23 - 33	17 1/2	26	1,20	24	48	16.77

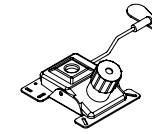


## ST50

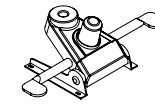
MODEL	CODE	MECANISM	APPLICATION	Com/Col		PRICE / Grade						
				A	1	2	3	4	5	6	7	Leather
<b>Intermediate-back</b>												
ST50												
Fixed back	ST50N-P5	Swivel-tilt	Conference	601	640	679	717	756	833	911	988	1305
Fixed back	ST50N-PD	Knee-tilt	Conference	707	745	784	823	861	939	1016	1093	1410
Ratchet back	ST50N-PZ	Synchro-tilt	Task	772	810	849	888	926	1004	1081	1158	1475
<b>OPTION</b>												
▲ H fixed arm				209	226	243	259	276	309	341	375	501
• Sleeve on W arm: only available in vinyl or leather				59	73	85	98	111	134	161	187	226

Prices above do not include arms

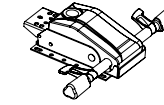
## MECHANISMS (SEE P. 4-5)



P5  
Swivel-tilt



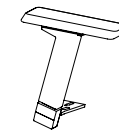
PD  
Knee-tilt



PZ  
Synchro-tilt with  
seat slider

## OPTIONS

### ERGONOMIC ARM (SEE P. 6-7)



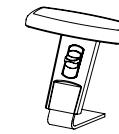
7  
3 functions  
Add \$ 158



D  
5 functions  
Add \$ 241

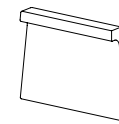


M  
5 functions  
Add \$ 172



R  
2 functions  
Add \$ 108

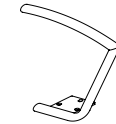
### FIXED ARM (SEE P. 6-7)



H ▲  
Add : Price by  
grade

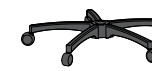


P  
Add \$ 55

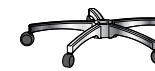


W  
Add \$ 153  
WN: black  
WC: chrome

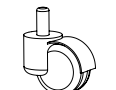
## OTHERS



N  
Black base  
Add \$ 0



C  
Chrome base  
Add \$ 107



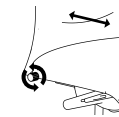
SW  
Hard floor caster  
Add \$ 20



C  
Shorter seat pan  
(-1")  
Add \$ 0



S  
Narrow seat pan  
(-1½")  
Add \$ 0



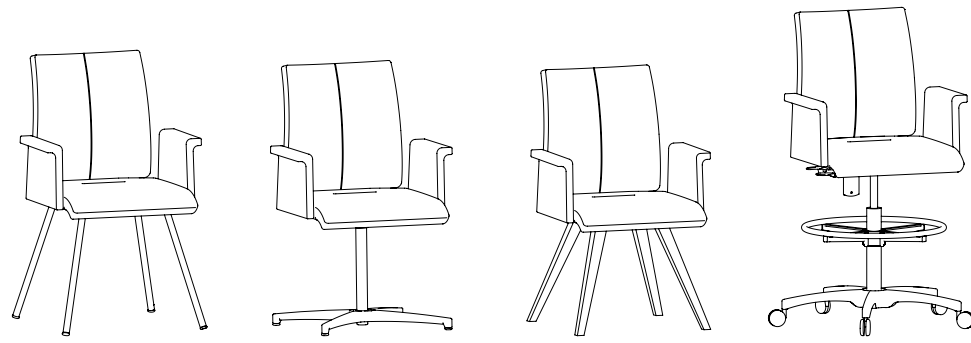
LS  
Lumbar support  
Add \$ 87



Sleeve -  
(only with W-arm)  
Add : Price by  
grade

## CODIFICATION

ST50	N	H	PZ	SW	Hue Black
Model	Basecolor	Armrest	Mechanism	Option	Fabric

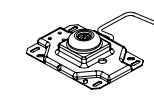


MODEL	CODE	MECANISM BASE	APPLICATION	Com/Col							PRICE / Grade		
				A	1	2	3	4	5	6	7	Leather	
<b>Low-back</b>													
ST70													
Fixed back	ST70N	Four legs	Guest	551	583	615	647	679	744	808	872	1147	
ST73													
Fixed back	ST73C-P1	Chrome, four legs	Guest	760	793	825	857	889	953	1018	1082	1398	
ST74													
Fixed back	ST74E	Wood base	Guest	701	733	765	797	829	894	958	1022	1327	
<b>Stool</b>													
ST80													
Fixed back	ST80N-P0	Swivel	Stool	771	803	835	867	899	964	1028	1092	1444	
Adjustable back	ST80N-P2	Multifunction	Stool	937	969	1001	1034	1066	1130	1194	1259	1610	

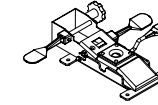
OPTION	A	1	2	3	4	5	6	7	Leather
▲ Hfixedupholsteredarm	209	226	243	259	276	309	341	375	501
• Sleeve on W arm: only available in vinyl or leather	59	73	85	98	111	134	161	187	226

Prices above do not include arms

## MECHANISMS (SEE P. 4-5)



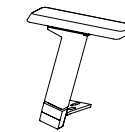
P0  
Swivel



P2  
Stool multifunction

## OPTIONS

ERGONOMIC ARM (N/A FOR ST70-71-72-73-74) (SEE P. 6-7)



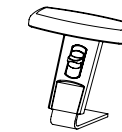
7  
3 functions  
Add \$ 158



D  
5 functions  
Add \$ 241

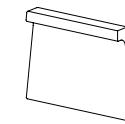


M  
5 functions  
Add \$ 172



R  
2 functions  
Add \$ 108

## FIXED ARM (SEE P. 6-7)



H ▲  
Add : Price by grade



P  
Add \$ 55



W  
Add \$ 153  
WN : black  
WC : chrome

## OTHERS



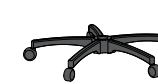
P  
Four legged platinum base  
Add \$ 0



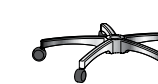
N  
Four legged black base  
Add \$ 0



C  
Four legged chrome base  
Add \$ 138



N  
Black base  
Add \$ 0



C  
Chrome base  
Add \$ 107



SW  
Hard floor caster  
Add \$ 20



Sleeve -  
(only with W-arm)  
Add : Price by grade



E  
Natural wood base  
Add \$ 0



L  
Light walnut wood base  
Add \$ 0



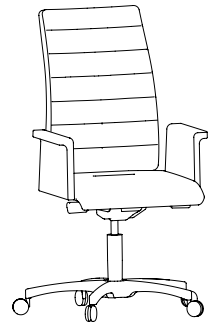
W  
Walnut wood base  
Add \$ 0



N  
Black wood base  
Add \$ 0

## CODIFICATION

ST70	P	H		Hue Black
Model	Basecolor	Armrest	Option	Fabric

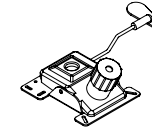


## SM50

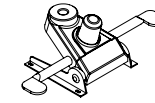
MODEL	CODE	MECANISM	APPLICATION	Com/Col		PRICE / Grade						
				A	1	2	3	4	5	6	7	Leather
<b>Intermediate-back</b>												
SM50												
Fixed back	SM50N-P5	Swivel-tilt	Conference	601	640	679	717	756	833	911	988	1305
Fixed back	SM50N-PD	Knee-tilt	Conference	707	745	784	823	861	939	1016	1093	1410
Ratchet back	SM50N-PZ	Synchro-tilt	Task	772	810	849	888	926	1004	1081	1158	1475
<b>OPTION</b>												
▲ Hfixedupholsteredarm				209	226	243	259	276	309	341	375	501
• Sleeve on W arm: only available in vinyl or leather				59	73	85	98	111	134	161	187	226

Prices above do not include arms

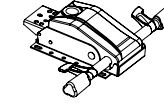
## MECHANISMS (SEE P. 4-5)



**P5**  
Swivel-tilt



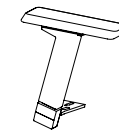
**PD**  
Knee-tilt



**PZ**  
Synchro-tilt with  
seat slider

## OPTIONS

### ERGONOMIC ARM (SEE P. 6-7)



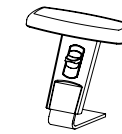
**7**  
3 functions  
Add \$ 158



**D**  
5 functions  
Add \$ 241

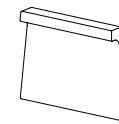


**M**  
5 functions  
Add \$ 172



**R**  
2 functions  
Add \$ 108

### FIXED ARM (SEE P. 6-7)



**H ▲**  
Add : Price by  
grade



**P**  
Add \$ 55



**W**  
Add \$ 153  
WN: black  
WC: chrome

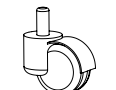
## OTHERS



**N**  
Black base  
Add \$ 0



**C**  
Chrome base  
Add \$ 107



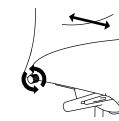
**SW**  
Hard floor caster  
Add \$ 20



**C**  
Shorter seat pan  
(-1")  
Add \$ 0



**S**  
Narrow seat pan  
(-1½")  
Add \$ 0



**LS**  
Lumbar support  
Add \$ 87




**Sleeve**  
(only with W-arm)  
Add : Price by  
grade

## CODIFICATION

SM50	N	H	PZ	SW	Hue Black
Model	Basecolor	Armrest	Mechanism	Option	Fabric

# SPYDER SM

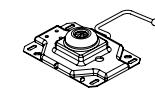


MODEL	CODE	MECANISM BASE	APPLICATION	Com/Col							PRICE / Grade		
				A	1	2	3	4	5	6	7	Leather	
<b>Low-back</b>													
SM70													
Fixed back	SM70N	Four legs	Guest	567	600	634	667	700	766	832	899	1181	
SM73													
Fixed back	SM73C-P1	Chrome, four legs	Guest	783	816	849	883	916	982	1048	1114	1440	
SM74													
Fixed back	SM74E	Wood base	Guest	722	755	788	821	854	921	987	1053	1366	
<b>Stool</b>													
SM80													
Fixed back	SM80N-P0	Swivel	Stool	794	827	860	893	926	993	1059	1125	1487	
Adjustable back	SM80N-P2	Multifunction	Stool	965	998	1032	1065	1098	1164	1230	1297	1658	
<b>OPTION</b>													
▲ Armrest fixe H				209	226	243	259	276	309	341	375	501	
• Sleeve on W arm: only available in vinyl or leather				59	73	85	98	111	134	161	187	226	

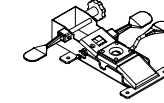
Prices above do not include arms

# SPYDER SM

## MECHANISMS (SEE P. 4-5)



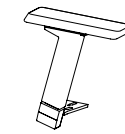
P0  
Swivel



P2  
Stool multifunction

## OPTIONS

ERGONOMIC ARM (N/A FOR ST70-71-72-73-74) (SEE P. 6-7)



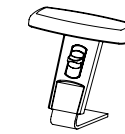
7  
3 functions  
Add \$ 158



D  
5 functions  
Add \$ 241

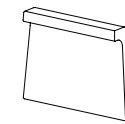


M  
5 functions  
Add \$ 172



R  
2 functions  
Add \$ 108

## FIXED ARM (SEE P. 6-7)



H ▲  
Add : Price by grade



P  
Add \$ 55



W  
Add \$ 153  
WN : black  
WC : chrome

## OTHERS



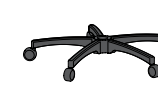
P  
Four legged platinum base  
Add \$ 0



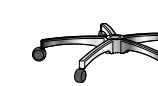
N  
Four legged black base  
Add \$ 0



C  
Four legged chrome base  
Add \$ 138



N  
Black base  
Add \$ 0



C  
Chrome base  
Add \$ 107



SW  
Hard floor caster  
Add \$ 20



Sleeve -  
(only with W-arm)  
Add : Price by grade



E  
Natural wood base  
Add \$ 0



L  
Light walnut wood base  
Add \$ 0



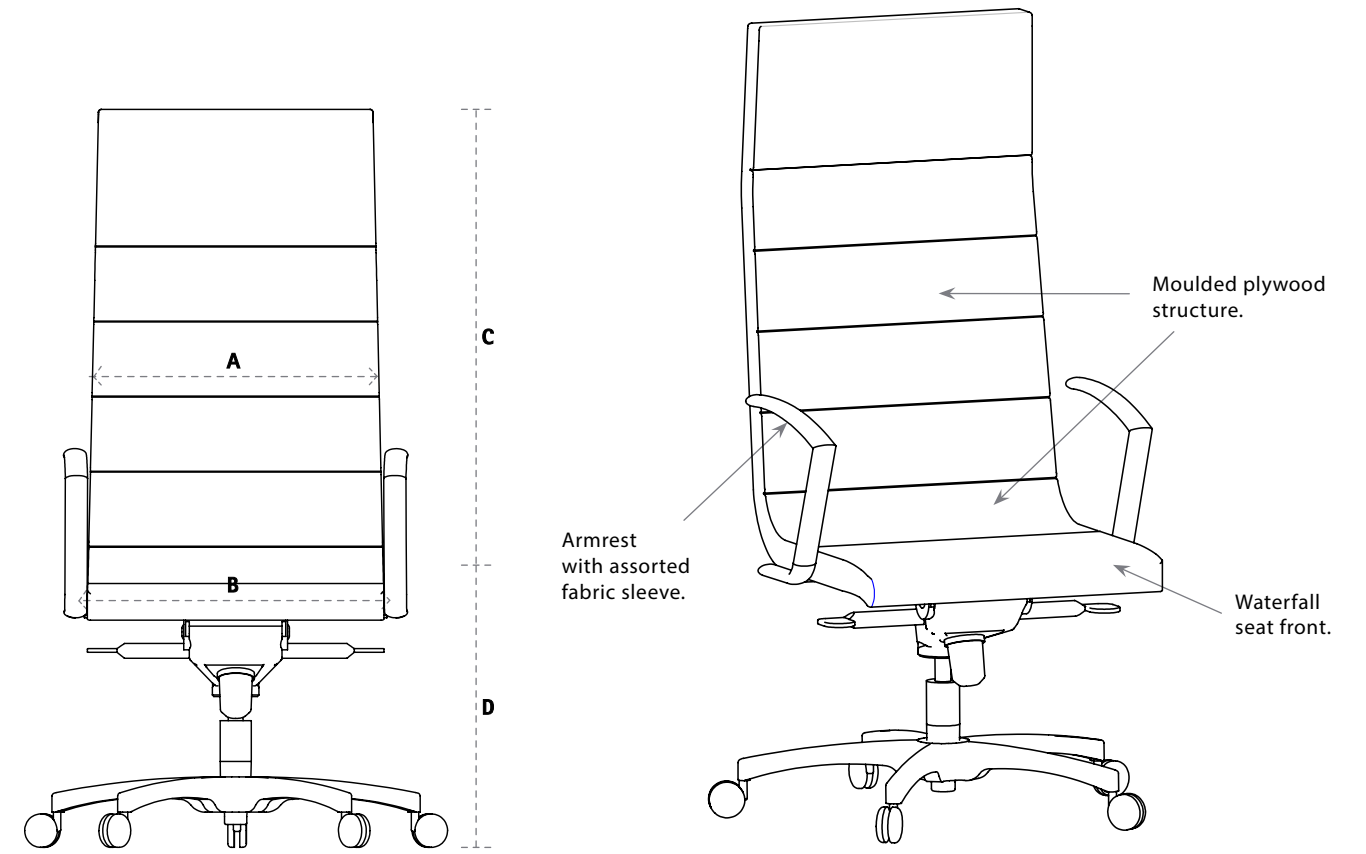
W  
Walnut wood base  
Add \$ 0



N  
Black wood base  
Add \$ 0

## CODIFICATION

SM70	P	H		Hue Black
Model	Basecolor	Accoudoir	Option	Tissus




DIMENSIONS ( inches )

	A Backrest width	B Seat width	C Backrest height from seat	D Seat height from floor	E Functional seat depth	F Overall depth	Fabric (yds)	Leather (ft <sup>2</sup> )	Weight (lbs)	Cubic (ft <sup>3</sup> )
CX50	19 1/2	20 1/2	20	17 1/2-22	17 1/2	26	1,5	28	54	16,77
CX92	19 1/2	20 1/2	29	17 1/2-22	17 1/2	26	1,8	32	59	21,83

# CLASSIC

CHAIR

# URBEX




CX50

CX92

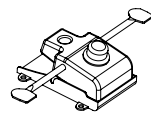
MODEL	CODE	MECANISM	APPLICATION	Com/Col							Leather	
				A	1	2	3	4	5	6		7
<b>Mid-back</b>												
CX50												
Fixed back	CX50N-P5	Swivel-tilt	Executive	867	912	956	1000	1044	1132	1220	1308	1706
Fixed back	CX50N-PD	Knee-tilt	Executive	973	1017	1061	1105	1149	1237	1325	1414	1812
<b>High-back</b>												
CX92												
Fixed back	CX92N-PD	Knee-tilt	Executive	1021	1074	1127	1179	1232	1338	1444	1550	2002
<b>OPTION</b>												
• Sleeve on W-arm: only available in vinyl or leather				59	73	85	98	111	134	161	187	226
▲ C Fixed upholstered arm				281	304	327	351	374	421	468	515	691

Prices above do not include arms

## MECHANISMS (SEE P. 4-5)



P5  
Swivel-tilt



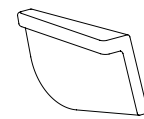
PD  
Knee-tilt

## CODIFICATION

CX50	N	C	P5	SW	Hue Black
Model	Basecolor	Armrest	Mechanism	Option	Fabric

## OPTIONS

### FIXED ARM (SEE P. 6-7)



C ▲  
Add : Price by grade



Sleeve -  
Add : Price by grade



W  
Add \$ 153  
WN : black  
WC : chrome

### AUTRES



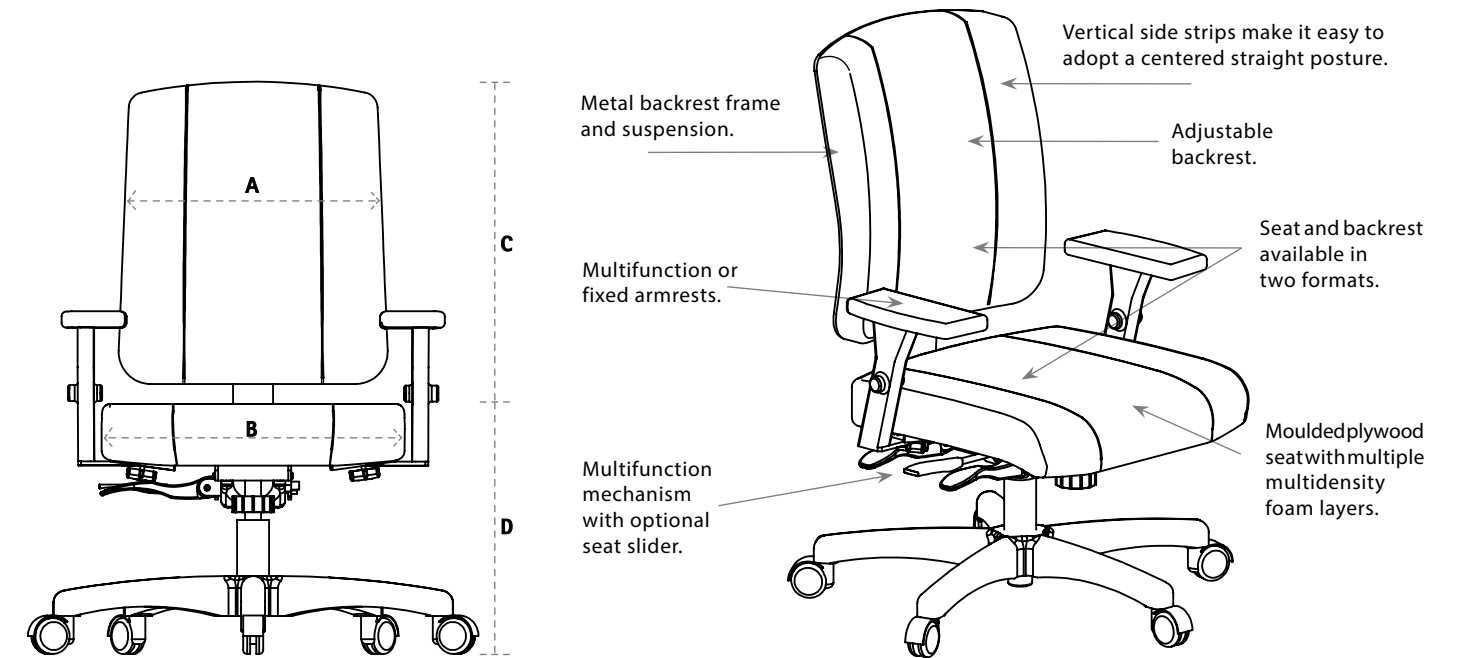
N  
Black base  
Add \$ 0



C  
Chrome base  
Add \$ 107

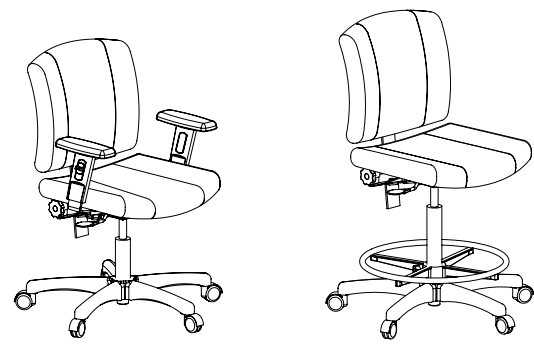


SW  
Hard floor casters  
Add \$ 20



## DIMENSIONS ( inches )

	A Backrest width	B Seat width	C Backrest height from seat	D Seat height from floor	E Functional seat depth	F Overall depth	Fabric (yds)	Leather (ft <sup>2</sup> )	Weight (lbs)	Cubic (ft <sup>3</sup> )
UR40	17	18 1/2	18 - 22	18 - 23 1/2	17	26	1.25	24	50	13.51
UR80	17	18 1/2	18 - 22	25 - 35	16	26	1.25	24	52	14.81
UG51	17	18	22 1/2 - 24	18 - 22	17 1/2	26	1.35	25	54	13.51
UG52	18	19	22 1/2 - 24	18 - 22	17 1/2	26	1.35	25	56	13.51
UG60	17	18	20	18 1/2 - 22 1/2	17	26	1.2	24	47	13.51
UG90	18	19	24 - 26 1/2	18 - 22	17 1/2	26	1.45	28	60	21.83
UG92	18	19	29 1/2 - 32	18 - 22	17 1/2	26	1.65	32	62	21.83



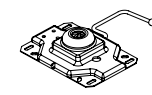
UR40

UR80

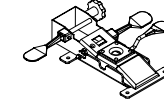
MODEL	CODE	MECANISM	APPLICATION	Com/Col		PRICE / Grade							
				A	1	2	3	4	5	6	7	Leather	
<b>Mid-back</b>													
<b>UR40</b>													
Adjustable back	UR40N-PRG	Multifunction, with seat slider	Task	978	1015	1052	1088	1125	1198	1272	1345	1705	
<b>Mid-back</b>													
<b>UR80</b>													
Fixed back	UR80N-P1	Swivel	Stool	920	957	994	1030	1067	1141	1214	1288	1693	
Adjustable back	UR80N-P2	Multifunction	Stool	1092	1129	1165	1202	1239	1312	1386	1459	1865	
<b>OPTION</b>													
• Sleeve on W arm: only available in vinyl or leather				59	73	85	98	111	134	161	187	226	

Prices above do not include arms

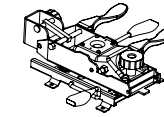
MECHANISMS (SEE P. 4-5)



P1  
Swivel



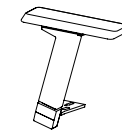
P2  
Stool multifunction



PRG  
Multifunction with seat slider

OPTIONS

ERGONOMIC ARM (SEE P. 6-7)



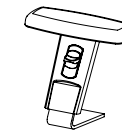
7  
3 functions  
Add 158 \$



D  
5 functions  
Add 241 \$



M  
5 functions  
Add 172 \$

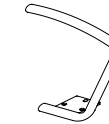


R  
2 functions  
Add 108 \$

FIXED ARM (SEE P. 6-7)



P  
Add \$ 55



W  
Add \$ 153  
WN : black  
WC : chrome

OTHERS



N  
Black base  
Add \$ 0



C  
Chrome base  
Add \$ 107



SW  
Hard floor caster  
Add \$ 20



C  
Shorter seat pan (-1")  
Add \$ 0



S  
Narrow seat pan (-1/2") (ND with seat slider)  
Add \$ 0



Sleeve  
(only with W-arm)  
Add : Price by grade

CODIFICATION

UR40	N	D	PRG	SW	Hue Black
Model	Basecolor	Armrest	Mechanism	Option	Fabric





UG51

UG52

UG60

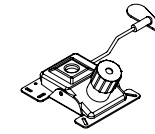
UG90

UG92

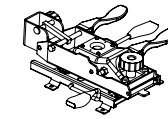
MODEL	CODE	MECANISM	APPLICATION	Com/Col		PRICE / Grade						
				A	1	2	3	4	5	6	7	Leather
<b>Mid-back</b>												
UG51												
Ratchet back	UG51N-PFG	Multifunction, with seat slider	Task	906	946	986	1025	1065	1144	1224	1303	1687
UG52												
Ratchet back	UG52N-PFG	Multifunction, with seat slider	Task	947	987	1027	1066	1106	1185	1265	1344	1735
<b>Low-back</b>												
UG60												
Fixed back	UG60N-P5	Swivel-tilt	Conference	681	716	752	787	822	893	963	1034	1350
<b>Intermediate-back</b>												
UG90												
Ratchet back	UG90N-PFG	Multifunction, with seat slider	Task	956	999	1041	1084	1127	1212	1297	1382	1791
<b>High-back</b>												
UG92												
Ratchet back	UG92N-PFG	Multifunction, with seat slider	Task	999	1047	1096	1144	1193	1290	1386	1483	1930
<b>OPTION</b>												
• Sleeve on W arm: only available in vinyl or leather				59	73	85	98	111	134	161	187	226

Prices above do not include arms

MECHANISMS (SEE P. 4-5)



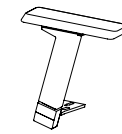
P5  
Conference



PFG  
Multifunction with seat slider

OPTIONS

ERGONOMIC ARM (SEE P. 6-7)



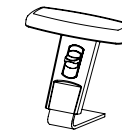
7  
3 functions  
Add 158 \$



D  
5 functions  
Add 241 \$



M  
5 functions  
Add 172 \$



R  
2 functions  
Add 108 \$

FIXED ARM (SEE P. 6-7)

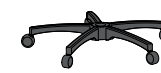


P  
Add \$ 55

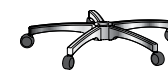


W  
Add \$ 153  
WN: black  
WC: chrome

OTHERS



N  
Black base  
Add \$ 0



C  
Chrome base  
Add \$ 107



SW  
Hard floor caster  
Add \$ 20



C  
Shorter seat pan (-1")  
Add \$ 0



S  
Narrow seat pan (-1½") (ND for PFG)  
Add \$ 0



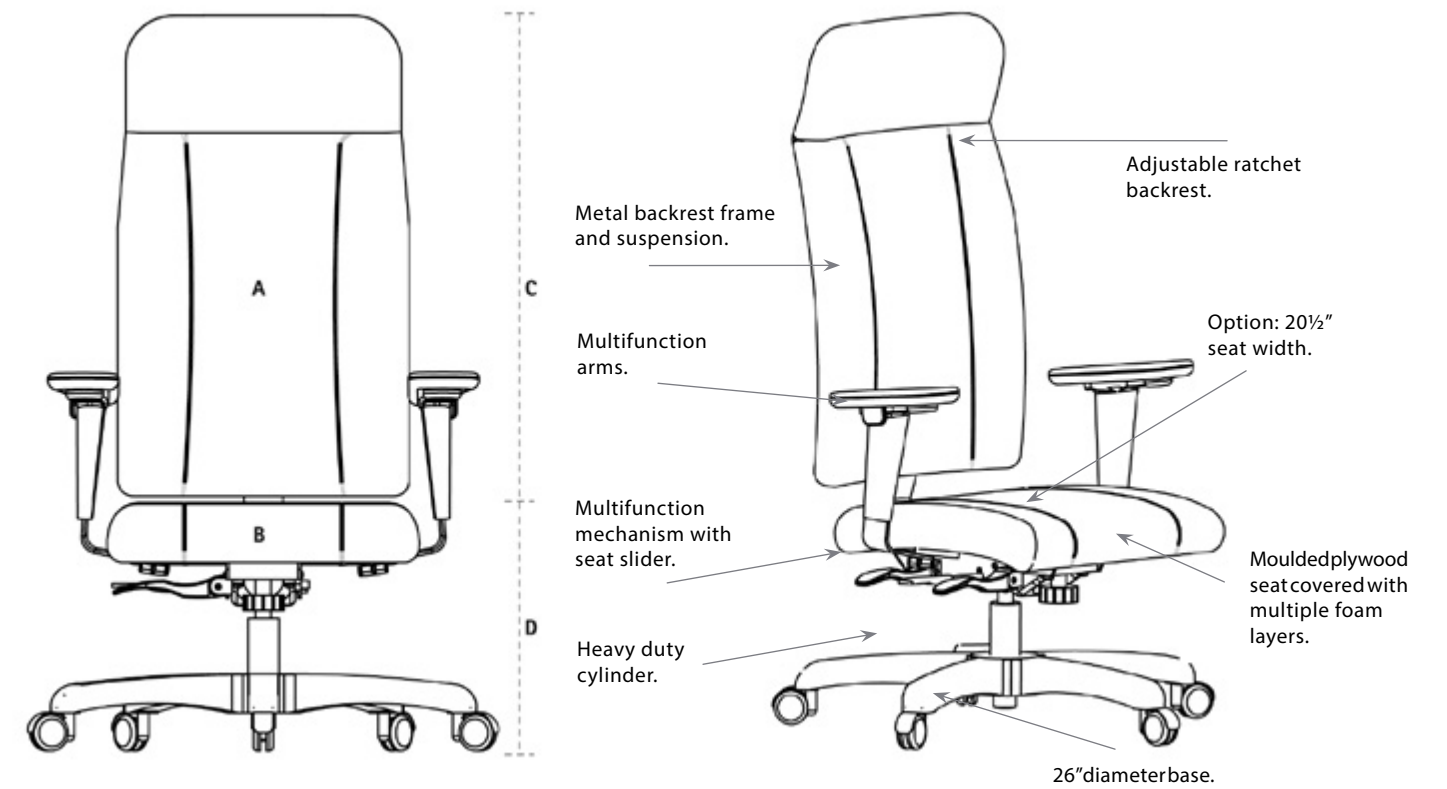
LS  
Lumbar support (N/A for UG60)  
Add \$ 87



Sleeve - (only with W-arm)  
Add: Price by grade

CODIFICATION

UG52	N	D	PFG	SW	Hue Black
Model	Basecolor	Armrest	Mechanism	Option	Fabric



DIMENSIONS (inches)

	A Backrest width	B Seat width	C Backrest height from seat	D Seat height from floor	E Functional seat depth	F Overall depth	Fabric (yds)	Leather (ft <sup>2</sup> )	Weight (lbs)	Cubic (ft <sup>3</sup> )
AL93	18	18 1/2	28-30	19-24	17 1/2	26	1,5	28	72	21,83
AL95	19	19 1/2	28-30	19-24	17 1/2	26	1,6	30	75	21,83
UG59	18	20 1/2	22 1/2-24	18-22	17 1/2	26	1,35	25	60	16,77
UG99	18	20 1/2	24-26 1/2	18-22	17 1/2	26	1,45	28	60	21,83



AL93

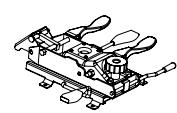
AL95

MODEL	CODE	MECANISM	APPLICATION	Com/Col		PRICE / Grade										
				A	1	2	3	4	5	6	7	Leather				
<b>High-back</b>																
AL93																
Ratchet back	AL93N-PGG	Multifunction with seat slider, heavy duty cylinder	Intensive use (24 Hr)	1363	1407	1451	1495	1539	1627	1715	1804	2301				
Ratchet back	AL93N-PE	Heavy duty multifunction, heavy duty cylinder	250lbs to 350lbs	1400	1444	1488	1532	1576	1664	1752	1840	2338				
AL95																
Ratchet back	AL95N-PGG	Multifunction with seat slider, heavy duty cylinder	Intensive use (24 Hr)	1400	1444	1488	1532	1577	1665	1753	1841	2346				
Ratchet back	AL95N-PE	Heavy duty multifunction, heavy duty cylinder	250lbs to 350lbs	1437	1481	1525	1569	1613	1701	1790	1878	2382				

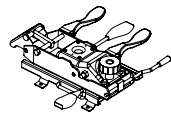
Prices above do not include arms

OPTIONS

MECHANISMS (SEE P. 4-5)



PGG Multifunction with seat slider



PE Heavy duty multifunction with seat slider



D 5 functions Add 241 \$

ERGONOMIC ARM (SEE P. 6-7)

OTHERS



N Black base Add \$ 0



C Chrome base Add \$ 107



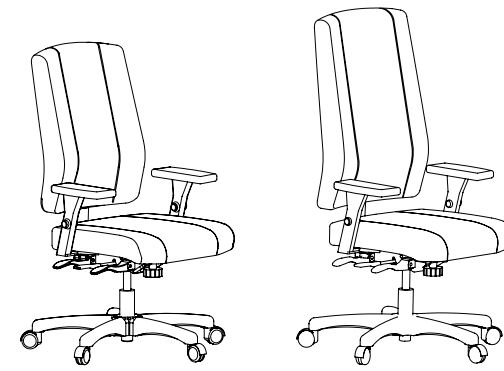
SW Hard floor caster Add \$ 20



C Shorter seat pan (-1") Add \$ 0

CODIFICATION

AL93	N	D	PG	SW	Hue Black
Model	Basecolor	Armrest	Mechanism	Option	Fabric



UG59

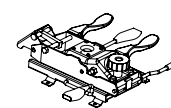
UG99

MODEL	CODE	MECANISM	APPLICATION	Com/Col		PRICE / Grade										
				A	1	2	3	4	5	6	7	Leather				
<b>Mid-back</b>																
UG59																
Ratchet back	UG59N-PGG	Multifunction with seat slider, heavy duty cylinder, seat width 20½"	Intensive use (24 Hr)	1113	1153	1192	1232	1272	1351	1430	1510	1934				
Ratchet back	UG59N-PE	Heavy duty multifunction, heavy duty cylinder, seat width 20½"	250lbs to 350lbs	1150	1189	1229	1269	1308	1388	1467	1546	1971				
<b>Intermediate-back</b>																
UG99																
Ratchet back	UG99N-PGG	Multifunction with seat slider, heavy duty cylinder, seat width 20½"	Intensive use (24 Hr)	1122	1165	1207	1250	1292	1378	1463	1548	1990				
Ratchet back	UG99N-PE	Heavy duty multifunction, heavy duty cylinder, seat width 20½"	250lbs to 350lbs	1159	1201	1244	1287	1329	1414	1500	1585	2026				

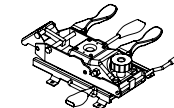
Prices above do not include arms

OPTIONS

MECHANISMS (SEE P. 4-5)



PGG Multifunction with seat slider



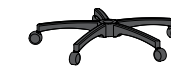
PE Heavy duty multifunction with seat slider



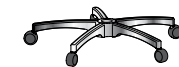
D 5 functions Add 241 \$

ERGONOMIC ARM (SEE P. 6-7)

OTHERS



N Black base Add \$ 0



C Chrome base Add \$ 107



SW Hard floor caster Add \$ 20



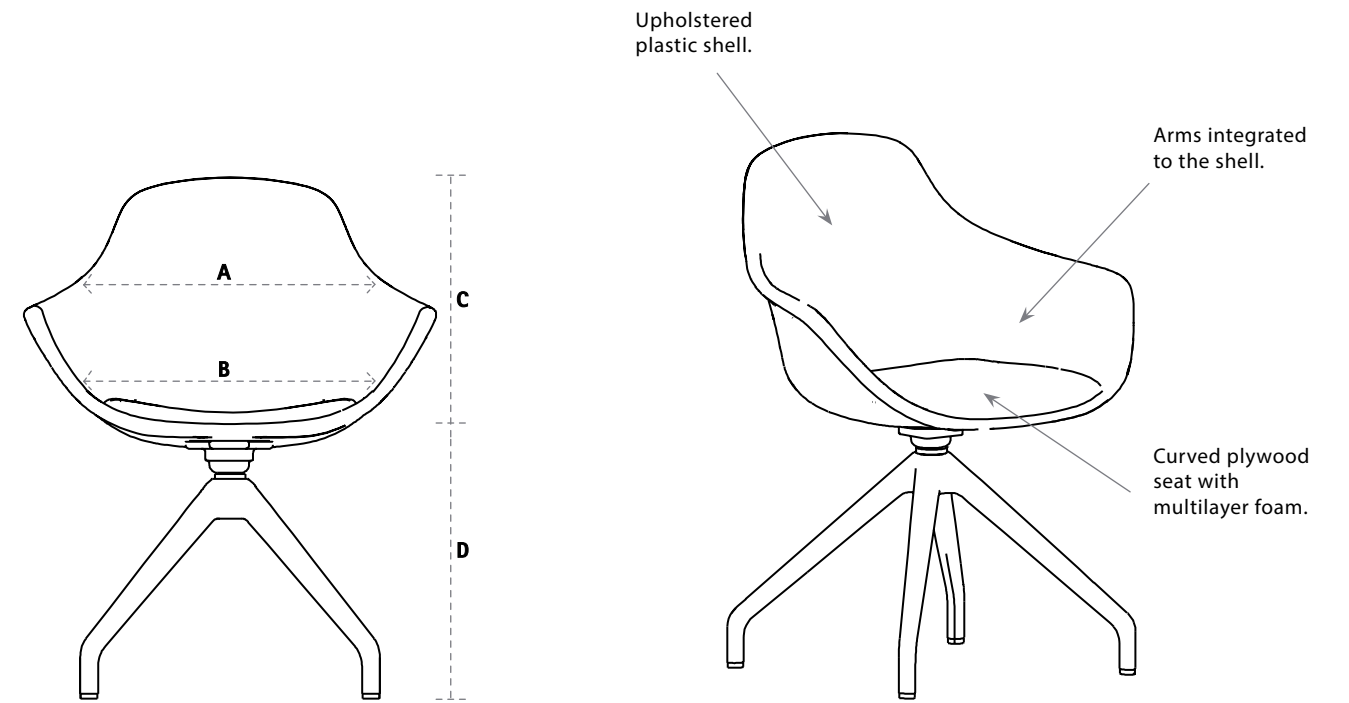
C Shorter seat pan (-1") Add \$ 0



L Larger seat pan (20½") (Available for AL93-95) Add \$ 68

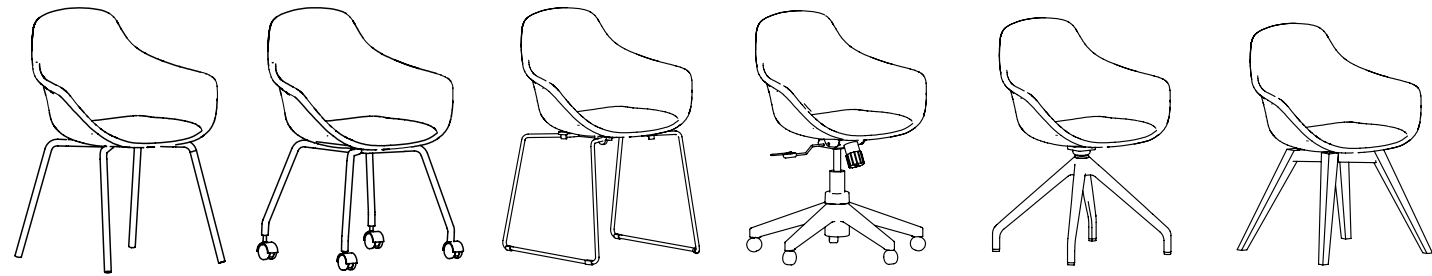
CODIFICATION

AL93	N	D	PG	SW	Hue Black
Model	Basecolor	Armrest	Mechanism	Option	Fabric



DIMENSIONS (inches)

	A Backrest width	B Seat width	C Backrest height from seat	D Seat height from floor	E Functional seat depth	F Overall depth	Fabric (yds)	Leather (ft <sup>2</sup> )	Weight (lbs)	Cubic (ft <sup>3</sup> )
LY20	18	18	15 1/2	18	15	23	1,45	28	19	14,81
LY71	18	18	15 1/2	18	15	18	1,45	28	19	14,81
LY72	18	18	15 1/2	18	15	18	1,45	28	19	14,81
LY40	18	18	15 1/2	17-21	15	26	1,45	28	19,5	14,81
LY43	18	18	15 1/2	18 1/4	15	26	1,45	28	16,5	14,81
LY44	18	18	15 1/2	18	15	18	1,45	28	17,5	14,81



	LY20	LY71	LY72	LY40	LY43	LY44						
MODEL	CODE	MECANISM BASE	APPLICATION	Com/Col	PRICE / Grade							
				A	1	2	3	4	5	6	7	Leather
<b>Upholstered Shell</b>												
LY20												
Upholsteredbackrestandseat	LY20	Four legs	Guest	736	782	830	877	924	1019	1113	1208	1357
LY71												
Upholsteredbackrestandseat	LY71	Four legs on casters	Guest	823	870	918	965	1012	1107	1201	1295	1445
LY72												
Upholsteredbackrestandseat	LY72	Chrome sled base	Guest	857	906	954	1003	1052	1149	1246	1343	1497
LY40												
Upholsteredbackrestandseat	LY40	Swivel-tilt	Conference	756	804	853	901	950	1047	1144	1241	1395
LY43												
Upholsteredbackrestandseat	LY43	4 stars	Guest	866	915	963	1012	1061	1158	1255	1352	1506
LY44												
Upholsteredbackrestandseat	LY44	Natural wood base	Guest	990	1039	1087	1136	1184	1282	1379	1476	1630

**FINISH OPTIONS (Upholstered Shell)**

• 1 color (A):	0	0	0	0	0	0	0	0	0	0	0
• 2 colors (B):	25	37	50	62	73	97	120	144	175		

**Plastic Shell**

LYE20												
Plasticback,upholsteredseat	LYE20	Four legs	Guest	595	613	631	647	666	700	735	771	833
LYE71												
Plasticback,upholsteredseat	LYE71	Four legs on casters	Guest	683	701	718	736	753	788	823	858	921
LYE72												
Plasticback,upholsteredseat	LYE72	Chrome sled base	Guest	716	736	755	773	793	830	868	906	972
LYE40												
Plasticback,upholsteredseat	LYE40N-P5	Swivel-tilt	Conference	614	634	653	671	691	728	767	804	870
LYE43												
Plasticback,upholsteredseat	LY43	4 stars	Guest	726	746	763	782	802	839	877	916	982
LYE44												
Plasticback,upholsteredseat	LY44	Natural wood base	Guest	849	869	887	905	926	964	1001	1040	1106

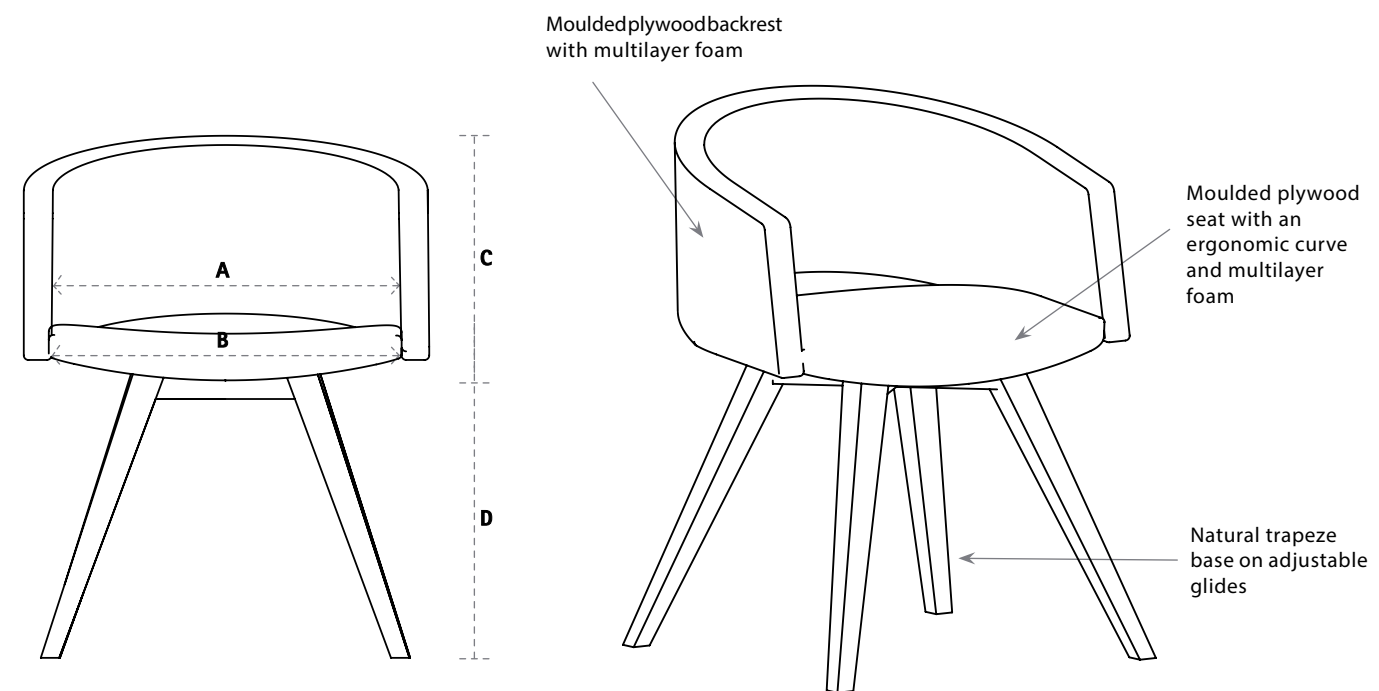
**OPTIONS**

**OTHERS**

<b>P</b> Four legged platinum base Add \$ 0	<b>N</b> Four legged black base Add \$ 0	<b>C</b> Four legged chrome base Add \$ 138	<b>N</b> Black base Add \$ 0	<b>C</b> Chrome base Add \$ 107	<b>SW</b> Hard floor caster Add \$ 20	<b>N</b> Black plastic shell Add \$ 0
<b>E</b> Natural wood base Add \$ 0	<b>L</b> Light walnut wood base Add \$ 0	<b>W</b> Walnut wood base Add \$ 0	<b>N</b> Black wood base Add \$ 0	<b>N</b> Black four stars base Add \$ 0	<b>B</b> White four stars base Add \$ 0	<b>B</b> White plastic shell Add \$ 0

**CODIFICATION**

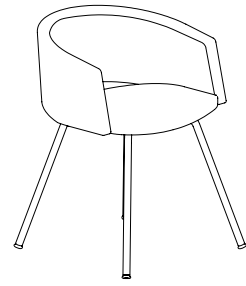
SM70	P	H		Hue Black
Model	Basecolor	Accoudoir	Option	Tissus



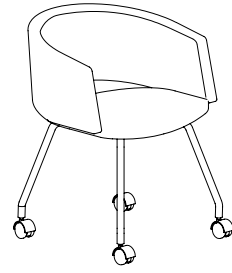
DIMENSIONS (inches)

	A Backrest width	B Seat width	C Backrest height from seat	D Seat height from floor	E Functional seat depth	F Overall depth	Fabric (yds)	Leather (ft <sup>2</sup> )	Weight (lbs)	Cubic (ft <sup>3</sup> )
HM70	19	19	13 1/2	17 1/2	18	23	1,6	30	20,5	14,81
HM71	19	19	13 1/2	17 1/2	15	23	1,6	30	20,5	14,81
HM44	19	19	13 1/2	17 1/2	15	23	1,6	30	20,5	14,81
HM56	19	19	13 1/2	17 1/2 - 22	15	26	1,6	30	20,5	14,81
HM64	19	19	13 1/2	24 1/2	15	23	1,6	30	20,5	21,83
HM65	19	19	13 1/2	30 1/2	15	23	1,6	30	20,5	21,83
HW64	NA	19	NA	24 1/2	15	23	1,9	35	20,5	21,83
HW65	NA	19	NA	30 1/2	15	23	1,9	35	20,5	21,83

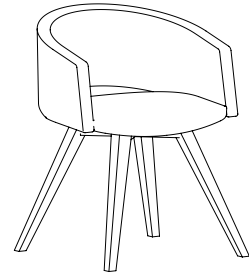
# MINI



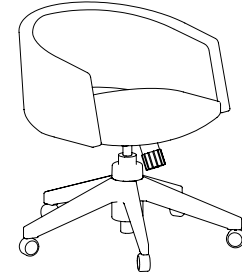
HM70



HM71

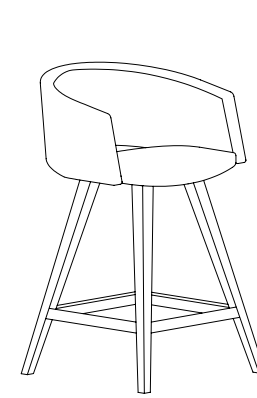


HM44




HM56


MODEL	CODE	MECANISM BASE	APPLICATION	Com/Col		PRICE / Grade							Leather	
				A	1	2	3	4	5	6	7			
HM70														
Upholstered back and seat	HM70	Four legs	Guest	799	848	899	948	998	1 099	1 198	1 298	1 713		
HM71														
Upholstered back and seat	HM71	Four legs on casters	Guest	855	904	954	1 003	1 055	1 154	1 254	1 354	1 779		
HM44														
Upholstered back and seat	HM44	Natural wood base	Guest	1 021	1 075	1 128	1 181	1 234	1 342	1 449	1 554	1 964		
HM56														
Upholstered back and seat	HM56N-P5	Swivel-tilt	Conference	821	873	926	980	1 034	1 141	1 246	1 354	1 791		




HM64



HM65



HW65



HW64

MODEL	CODE	MECANISM BASE	APPLICATION	Com/Col		PRICE / Grade							Leather	
				A	1	2	3	4	5	6	7			
HM64														
Upholstered back and seat	HM64	Natural wood base	24" Stool	1 118	1 173	1 224	1 277	1 332	1 438	1 546	1 652	2 060		
HM65														
Upholstered back and seat	HM65	Natural wood base	30" Stool	1 118	1 173	1 224	1 277	1 332	1 438	1 546	1 652	2 060		
HW64														
Upholstered back and seat	HW64	Natural wood base	24" Stool	798	850	903	955	1 009	1 114	1 220	1 324	1 753		
HW65														
Upholstered back and seat	HW65	Natural wood base	30" Stool	828	880	934	987	1 038	1 145	1 251	1 355	1 791		

## OPTIONS

### OTHERS



**P**  
Four legged platinum base  
Add \$ 0



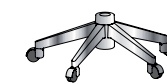
**N**  
Four legged black base  
Add \$ 0



**C**  
Four legged chrome base  
Add \$ 138



**N**  
Black base  
Add \$ 0



**C**  
Chrome base  
Add \$ 107



**SW**  
Hard floor caster  
Add \$ 20



**E**  
Natural wood base  
Add \$ 0



**L**  
Light walnut wood base  
Add \$ 0



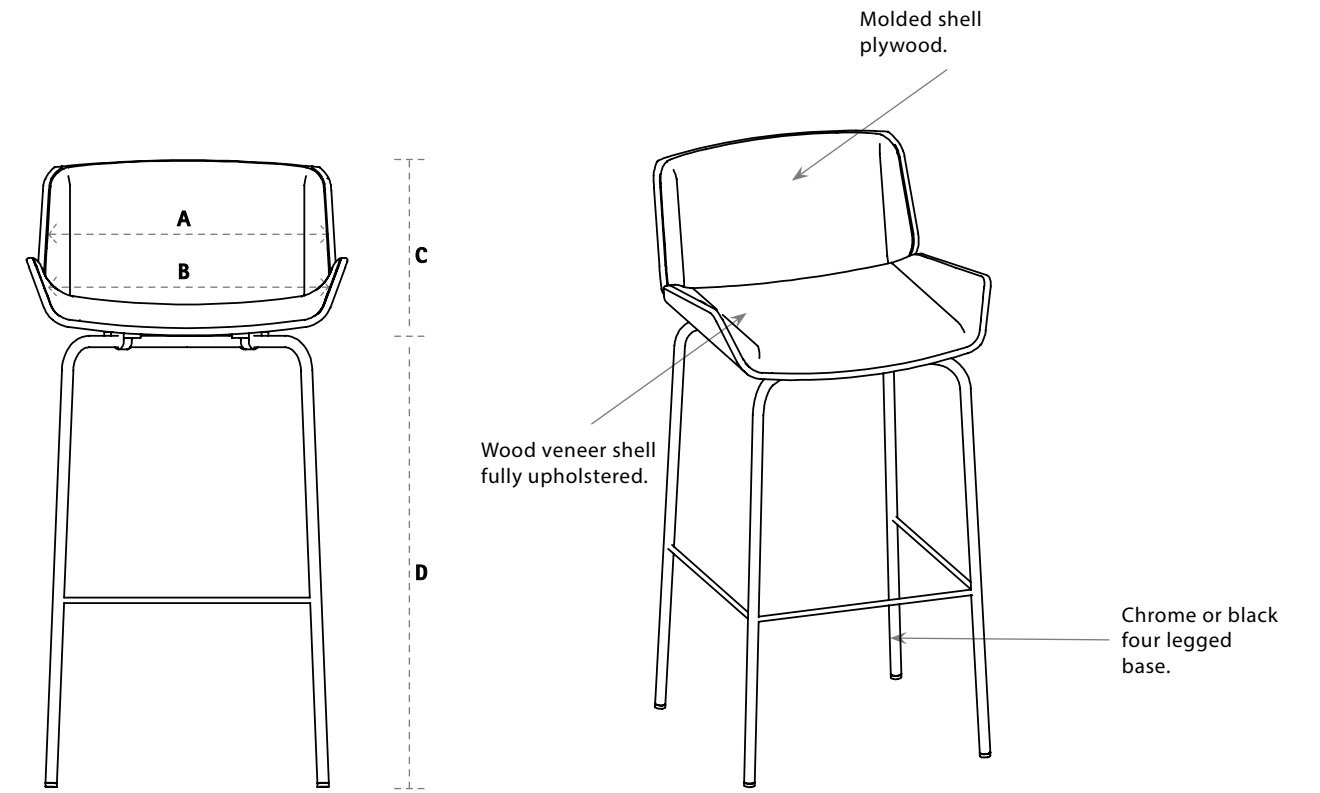
**W**  
Walnut wood base  
Add \$ 0



**N**  
Black wood base  
Add \$ 0

### CODIFICATION


ST50	N	H	PZ	SW	Hue Black
Model	Basecolor	Armrest	Mechanism	Option	Fabric



DIMENSIONS (inches)

	A Backrest width	B Seat width	C Backrest height from seat	D Seat height from floor	E Functional seat depth	F Overall depth	Fabric (yds)	Leather (ft <sup>2</sup> )	Weight (lbs)	Cubic (ft <sup>3</sup> )
MAR35	18 1/2	19 1/2	13	26	16 1/2	22	1,35	26	24,5	21,83
MAR25	18 1/2	19 1/2	13	30	16 1/2	22	1,35	26	24,5	21,83
MAR64	18 1/2	19 1/2	13	26	16 1/2	22	1,35	26	25,5	21,83
MAR65	18 1/2	19 1/2	13	30	16 1/2	22	1,35	26	25,5	21,83





MAR35

MAR25

MAR64

MAR65

MODEL	CODE	BASE	APPLICATION	Com/Col				PRICE / Grade					
				A	1	2	3	4	5	6	7	Leather	
<b>Counter 36"</b>													
MAR35													
Upholstered back and seat	MAR35	Four legs	26" Stool	1421	1465	1508	1552	1595	1683	1770	1859	2016	
<b>Counter 42"</b>													
MAR25													
Upholstered back and seat	MAR25	Four legs	30" Stool	1421	1465	1508	1552	1595	1683	1770	1859	2016	
<b>Counter 36"</b>													
MAR64													
Upholstered back and seat	MAR64	Naturalwoodbase	26" Stool	1635	1679	1723	1766	1810	1898	1985	2072	2231	
<b>Counter 42"</b>													
MAR65													
Upholstered back and seat	MAR65	Naturalwoodbase	30" Stool	1663	1706	1751	1794	1838	1925	2013	2100	2260	

Finish options

• 1 color (A)	0	0	0	0	0	0	0	0	0	0	0
• 2 colors (B)	92	118	139	160	182	224	266	308	376		

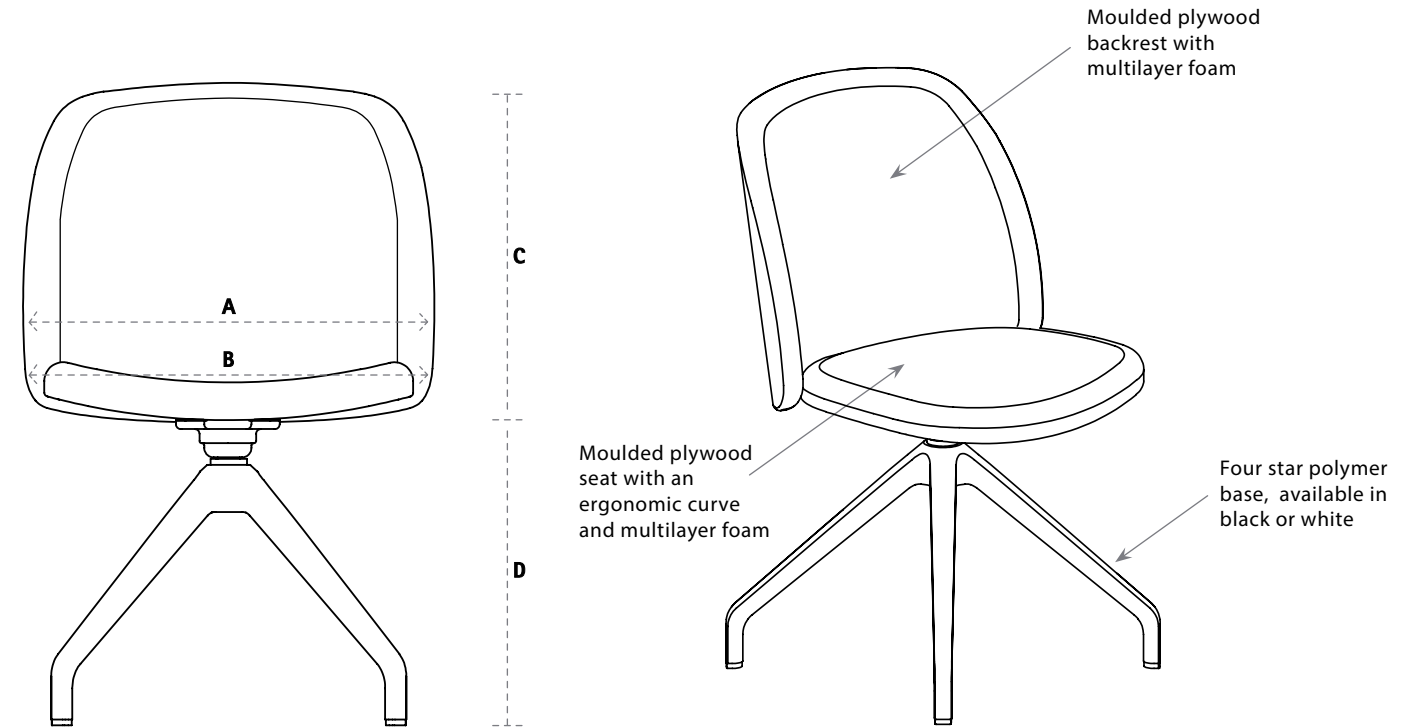
OPTIONS

AUTRES

						
<b>E</b> Natural wood base Add \$ 0	<b>L</b> Light walnut wood base Add \$ 0	<b>W</b> Walnut wood base Add \$ 0	<b>N</b> Black wood base Add \$ 0	<b>C</b> Chrome four legs base Add \$ 0	<b>N</b> Black four legs base Add \$ 0	<b>CAP</b> Tufted Add \$ 40

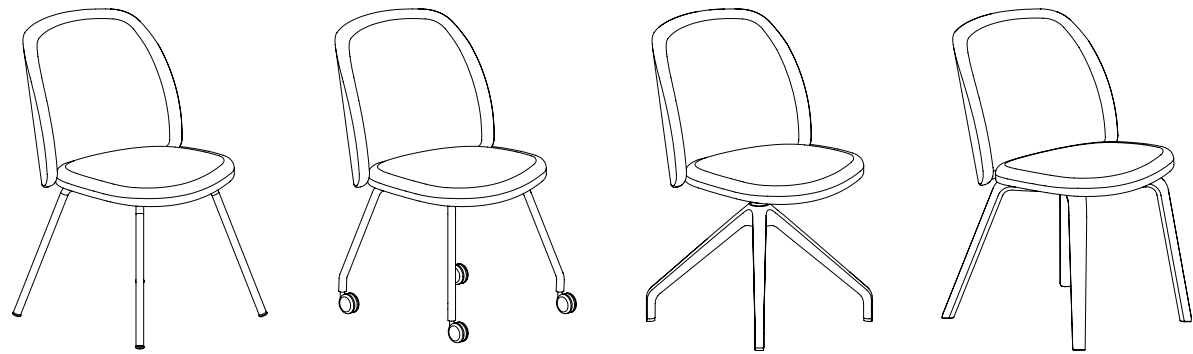
CODIFICATION

MAR25	A	C	CAP	Hue Black
Model	Finish	Base	Option	Fabric



DIMENSIONS (inches)

	A	B	C	D	E	F	Fabric (yds)	Leather (ft²)	Weight (lbs)	Cubic (ft³)
	Backrest width	Seat width	Backrest height from seat	Seat height from floor	Functional seat depth	Overall depth				
ZA70	19	19	15 1/2	18,5	18	23	1,25	24	20,5	14,81
ZA71	18	18	15 1/2	18	15	23	1,25	24	20,5	14,81
ZA43	18	18	15 1/2	17-21	15	23	1,25	24	20,5	14,81
ZA54	18	18	15 1/2	18 1/4	15	23	1,25	24	20,5	14,81



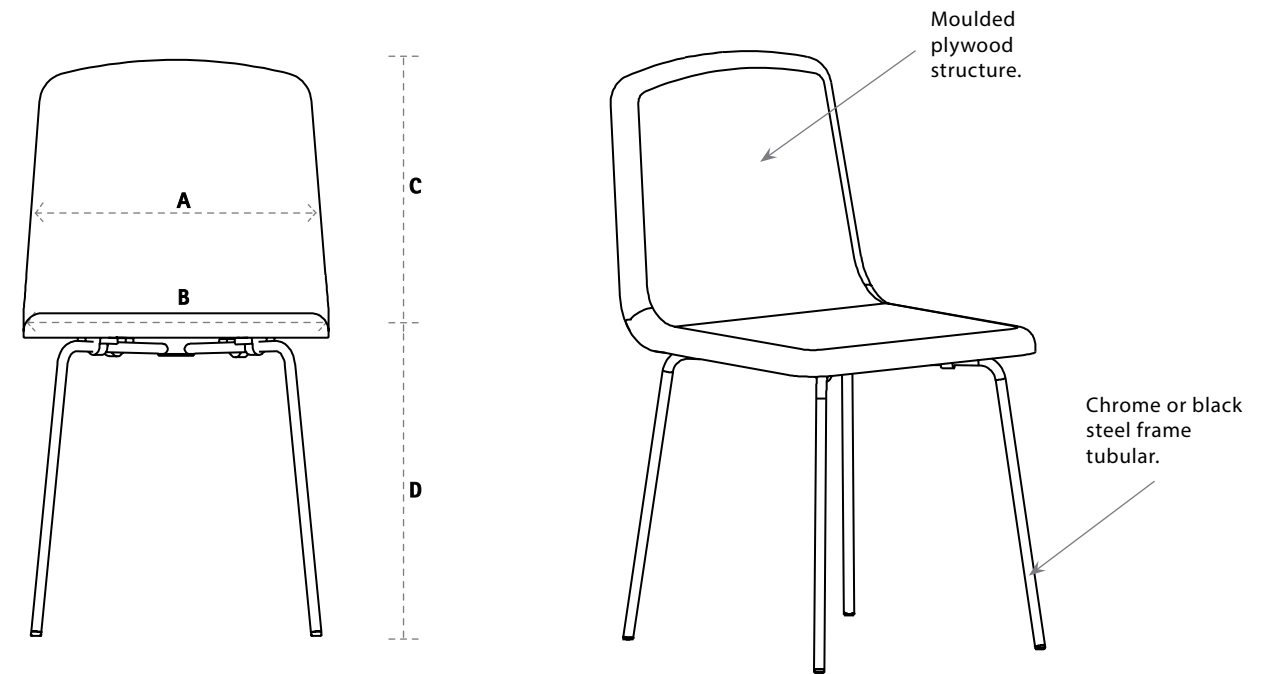
ZA70

ZA71

ZA43

ZA54

MODEL	CODE	MECANISM BASE	APPLICATION	Com/Col							PRICE / Grade			
				A	1	2	3	4	5	6	7	Leather		
ZA70														
Upholstered back and seat	ZA70	Four legs	Guest	768	802	835	868	901	967	1 033	1 100	1 209		
ZA71														
Upholstered back and seat	ZA71	Four legs, on casters	Guest	826	859	892	925	958	1 024	1 090	1 157	1 266		
ZA43														
Upholstered back and seat	ZA43	4 stars	Guest	785	818	851	884	917	985	1 051	1 117	1 227		
ZA54														
Upholstered back and seat	ZA54	Bent wood base	Guest	1 036	1 069	1 102	1 135	1 168	1 234	1 301	1 367	1 476		



OPTIONS

OTHERS



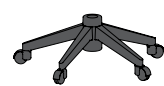
**P**  
Four legged platinum base  
Add \$ 0



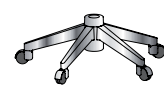
**N**  
Four legged black base  
Add \$ 0



**C**  
Four legged chrome base  
Add \$ 138



**N**  
Black base  
Add \$ 0



**C**  
Chrome base  
Add \$ 107



**SW**  
Hard floor caster  
Add \$ 20



**E**  
Natural wood base  
Add \$ 0



**L**  
Light walnut wood base  
Add \$ 0



**N**  
Black wood base  
Add \$ 0



**N**  
Black four stars base  
Add \$ 0



**B**  
White four stars base  
Add \$ 0

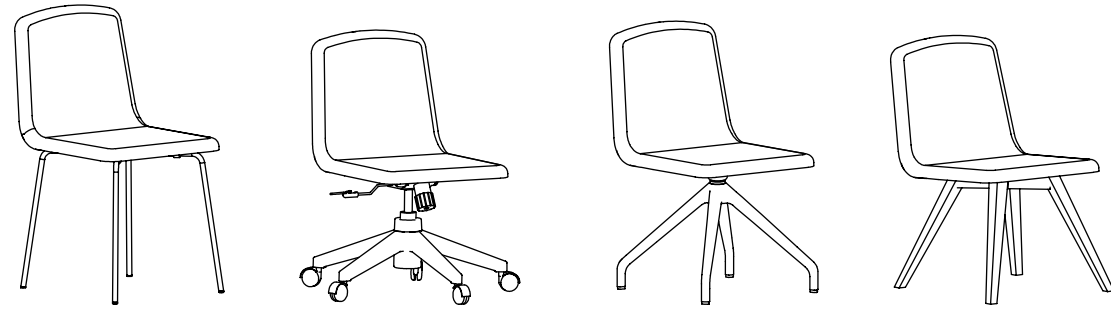
CODIFICATION

ZA70	N	Hue Black
Model	Base	Fabric

DIMENSIONS (inches)

	A Backrest width	B Seat width	C Backrest height from seat	D Seat height from floor	E Functional seat depth	F Overall depth	Fabric (yds)	Leather (ft <sup>2</sup> )	Weight (lbs)	Cubic (ft <sup>3</sup> )
RA70	18	19	16 1/2	18 1/2	16 1/2	23	1,1	22	20	14,81
RA40	18	19	16 1/2	17-21	16 1/2	23	1,1	22	20,5	14,81
RA43	18	19	16 1/2	18 3/4	16 1/2	23	1,1	22	17,5	14,81
RA44	18	19	16 1/2	19	16 1/2	23	1,1	22	18,5	14,81
RA25	18	19	6 1/2	26	16 1/2	20	0,8	16	17,5	21,83
RA35	18	19	6 1/2	30	16 1/2	20	0,8	16	17,5	21,83
RA64	18	19	6 1/2	26	16 1/2	20	0,8	16	18,5	21,83
RA65	18	19	6 1/2	30	16 1/2	20	0,8	16	18,5	21,83

# TARA



RA70

RA40

RA43

RA44

MODEL	CODE	MECANISM BASE	APPLICATION	Com/Col		PRICE / Grade								
				A	1	2	3	4	5	6	7	Leather		
RA70														
Upholstered backrest and seat	RA70C	Chrome Four legs	Guest	699	735	770	806	841	913	984	1055	1170		
RA40														
Upholstered backrest and seat	RA40N-P5	Swivel-tilt	Conference	678	714	749	785	821	892	963	1034	1149		
RA43														
Upholstered backrest and seat	RA43N	Four stars	Guest	797	832	868	904	939	1010	1082	1153	1268		
RA44														
Upholstered backrest and seat	RA44E	Natural wood base	Guest	894	930	966	1001	1037	1108	1179	1251	1365		

## CODIFICATION

RA70	N	Hue Black
Model	Base	Fabric

# TARA



RA35

RA25

RA64

RA65

MODEL	CODE	MECANISM BASE	APPLICATION	Com/Col		PRICE / Grade								
				A	1	2	3	4	5	6	7	Leather		
<b>Counter 36"</b>														
RA35														
Upholstered backrest and seat	RA35C	Chrome four legs	26" Stool	880	916	952	987	1023	1094	1165	1237	1351		
<b>Counter 42"</b>														
RA25														
Upholstered backrest and seat	RA25C	Chrome four legs	30" Stool	880	916	952	987	1023	1094	1165	1237	1351		
<b>Counter 36"</b>														
RA64														
Upholstered backrest and seat	RA64E	Natural wood base	26" Stool	1097	1132	1168	1204	1239	1310	1382	1453	1568		
<b>Counter 42"</b>														
RA65														
Upholstered backrest and seat	RA65E	Natural wood base	30" Stool	1125	1160	1196	1232	1267	1338	1410	1481	1596		

## OPTIONS

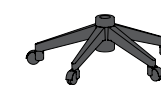
### OTHERS



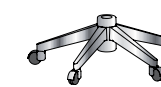
**C**  
Chrome four legs base  
Add \$ 0



**N**  
Black four legs base  
Add \$ 0



**N**  
Black base  
Add \$ 0



**C**  
Chrome base  
Add \$ 107



**SW**  
Hard floor caster  
Add \$ 20



**E**  
Natural wood base  
Add \$ 0



**L**  
Light walnut wood base  
Add \$ 0



**W**  
Walnut wood base  
Add \$ 0



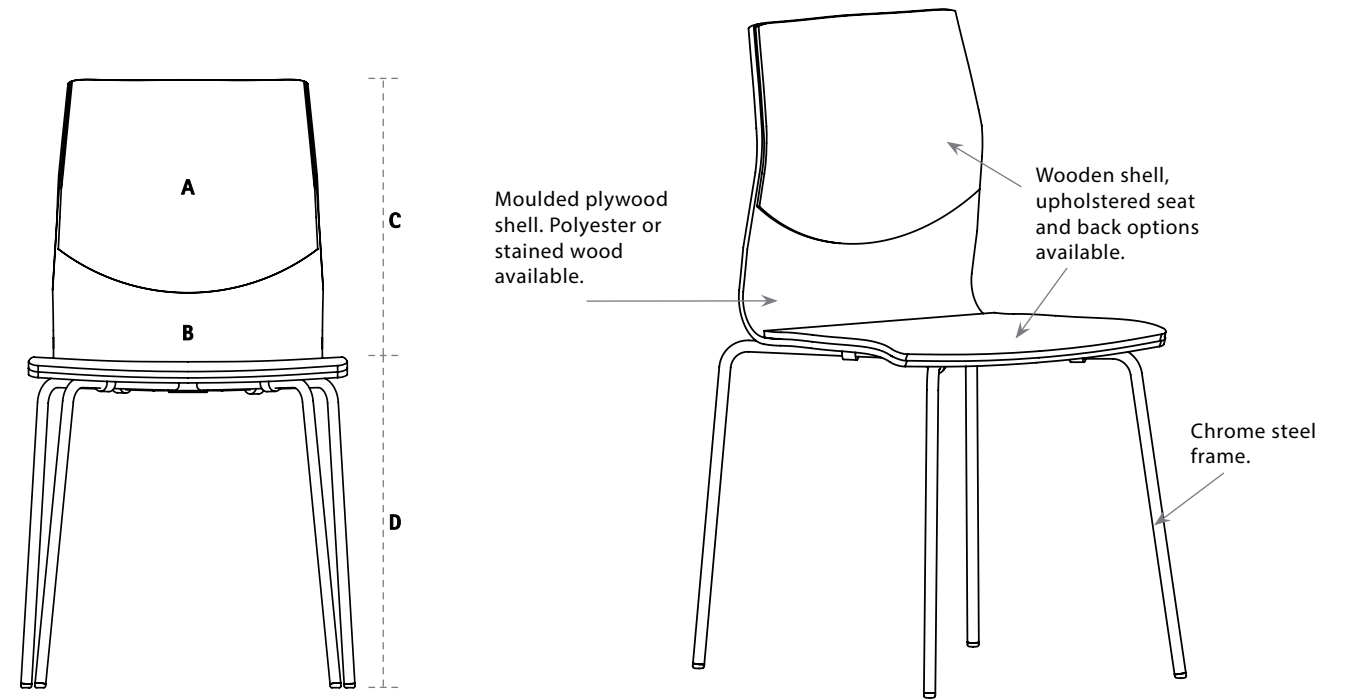
**N**  
Black wood base  
Add \$ 0



**N**  
Black four stars base  
Add \$ 0




**B**  
White four stars base  
Add \$ 0



DIMENSIONS (inches)

	A Backrest width	B Seat width	C Backrest height from seat	D Seat height from floor	E Functional seat depth	F Overall depth	Fabric (yds)	Leather (ft <sup>2</sup> )	Weight (lbs)	Cubic (ft <sup>3</sup> )
Z020	16 1/2	17 1/2	16	18	16	21 1/2	0,70	14	20	11,05
Z021	16 1/2	17 1/2	16	18	16	21 1/2	0,70	14	20	11,05
Z022	16 1/2	17 1/2	16	18	16	21 1/2	N/A	N/A	20	11,05
Z050	16 1/2	17 1/2	16	18	16	21 1/2	0,70	14	20	11,05
Z051	16 1/2	17 1/2	16	18	16	21 1/2	0,70	14	20	11,05
Z052	16 1/2	17 1/2	16	18	16	21 1/2	N/A	N/A	20	11,05
Z040	16 1/2	17 1/2	16	18-22	16	21 1/2	0,70	14	26	13,51
Z041	16 1/2	17 1/2	16	18-22	16	21 1/2	0,70	14	26	13,51
Z042	16 1/2	17 1/2	16	18-22	16	21 1/2	N/A	N/A	26	13,51
Z055	16 1/2	17 1/2	16	24	16	21 1/2	0,70	14	22	21,83
Z056	16 1/2	17 1/2	16	24	16	21 1/2	0,70	14	22	21,83
Z057	16 1/2	17 1/2	16	24	16	21 1/2	N/A	N/A	22	21,83
Z065	16 1/2	17 1/2	16	30	16	21 1/2	0,70	14	22	21,83
Z066	16 1/2	17 1/2	16	30	16	21 1/2	0,70	14	22	21,83
Z067	16 1/2	17 1/2	16	30	16	21 1/2	N/A	N/A	22	21,83
Z035	16 1/2	17 1/2	16	24	16	21 1/2	0,70	14	22	21,83
Z036	16 1/2	17 1/2	16	24	16	21 1/2	0,70	14	22	21,83
Z037	16 1/2	17 1/2	16	24	16	21 1/2	N/A	N/A	22	21,83
Z025	16 1/2	17 1/2	16	30	16	21 1/2	0,70	14	22	21,83
Z026	16 1/2	17 1/2	16	30	16	21 1/2	0,70	14	22	21,83
Z027	16 1/2	17 1/2	16	30	16	21 1/2	N/A	N/A	22	21,83



Z020

Z021

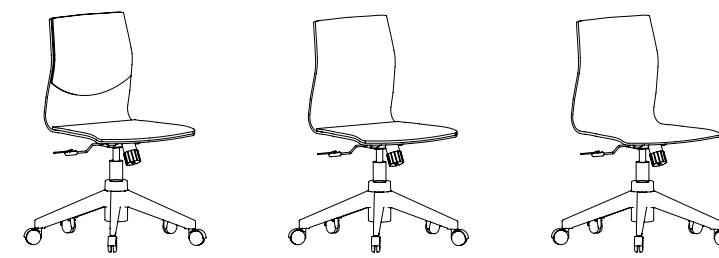
Z022

Z050

Z051

Z052

MODEL	CODE	MECANISM BASE	APPLICATION	Com/Col		PRICE / Grade						
				A	1	2	3	4	5	6	7	Leather
Z020												
Upholstered backrest and seat	ZOLE20C	Chrome sled	Guest	773	792	810	829	848	885	923	960	1195
Z021												
Natural stained backrest, upholstered seat	ZOLE21C	Chrome sled	Guest	715	726	736	747	758	779	801	822	1004
Z022												
Natural stained backrest, and seat	ZOLE22C	Chrome sled	Guest	612								
Z050												
Upholstered backrest and seat	ZOLE50E	Natural wood base	Guest	942	961	980	999	1017	1055	1092	1130	1398
Z051												
Natural stained backrest, upholstered seat	ZOLE51E	Natural wood base	Guest	886	896	907	918	928	950	971	993	1209
Z052												
Natural stained backrest, and seat	ZOLE52E	Natural wood base	Guest	784								



Z040

Z041

Z042

MODEL	CODE	MECANISM BASE	APPLICATION	Com/Col		PRICE / Grade						
				A	1	2	3	4	5	6	7	Leather
Z040												
Upholstered backrest and seat	ZOLE40NP5	Swivel-tilt	Conference	780	798	817	836	855	892	930	967	1203
Z041												
Natural stained backrest, upholstered seat	ZOLE41NP5	Swivel-tilt	Conference	723	734	744	755	766	787	809	830	1013
Z042												
Natural stained and seat	ZOLE42NP5	Swivel-tilt	Conference	728								

## OPTIONS

### OTHERS



**LE**  
Natural linear wood grain  
Add \$ 0



**LL**  
Light walnut linear wood grain  
Add \$ 101



**LW**  
Walnut linear wood grain  
Add \$ 101



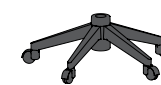
**LN**  
Black linear wood grain  
Add \$ 101



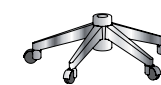
**C**  
Four legged chrome base  
Add \$ 0



**N**  
Four legged black base  
Add \$ 0



**N**  
Black base  
Add \$ 0



**C**  
Chrome base  
Add \$ 107



**SW**  
Hard floor caster  
Add \$ 20



**E**  
Natural wood base  
Add \$ 0



**L**  
Light walnut wood base  
Add \$ 0




**W**  
Walnut wood base  
Add \$ 0



**N**  
Black wood base  
Add \$ 0

### CODIFICATION

ZO	E	41	C	P5	SW	Hue Black
Serie	Color (stained or polyester)	Model	Basecolor	Mechanism	Option	Fabric



Z035      Z036      Z037      Z025      Z026      Z027

MODEL	CODE	BASE	APPLICATION	Com/Col							PRICE / Grade	
				A	1	2	3	4	5	6	7	Leather
<b>Counter 36"</b>												
Z035												
Upholstered backrest and seat	ZOLE35C	Chrome four legs	24" Stool	929	948	967	985	1004	1042	1079	1117	1382
Z036												
Natural stained backrest, upholstered seat	ZOLE36C	Chrome four legs	24" Stool	873	883	894	905	915	937	958	980	1193
Z037												
Natural stained backrest, and seat	ZOLE37C	Chrome four legs	24" Stool	769								
<b>Counter 42"</b>												
Z025												
Upholstered backrest and seat	ZOLE25C	Chrome four legs	30" Stool	929	948	967	985	1004	1042	1079	1117	1382
Z026												
Natural stained backrest, upholstered seat	ZOLE26C	Chrome four legs	30" Stool	873	883	894	905	915	937	958	980	1193
Z027												
Natural stained backrest, and seat	ZOLE27C	Chrome four legs	30" Stool	769								

**OPTIONS**  
OTHERS



LE  
Natural linear wood grain  
Add \$ 0



LL  
Light walnut linear wood grain  
Add \$ 101



LW  
Walnut linear wood grain  
Add \$ 101



LN  
Black linear wood grain  
Add \$ 101



E  
Natural wood base  
Add \$ 0



L  
Light walnut wood base  
Add \$ 0



W  
Walnut wood base  
Add \$ 0



N  
Black wood base  
Add \$ 0



C  
Four legged chrome base  
Add \$ 0



N  
Four legged black base  
Add \$ 0

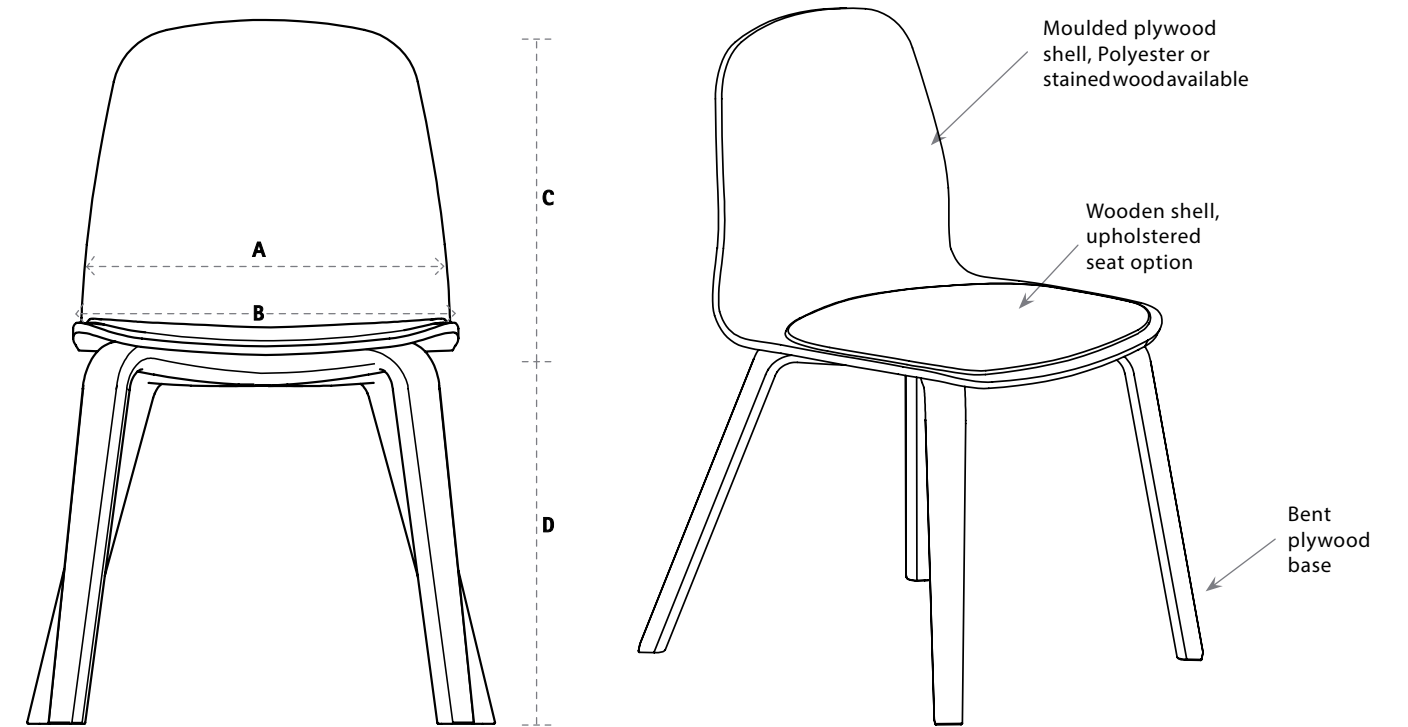


Z055      Z056      Z057      Z065      Z066      Z067

MODEL	CODE	BASE	APPLICATION	Com/Col							PRICE / Grade	
				A	1	2	3	4	5	6	7	Leather
<b>Counter 36"</b>												
Z055												
Upholstered backrest and seat	ZOLE55E	Natural wood base	24" Stool	1084	1103	1122	1141	1159	1197	1235	1272	1569
Z056												
Natural stained backrest, upholstered seat	ZOLE56E	Natural wood base	24" Stool	1028	1038	1049	1060	1071	1092	1113	1135	1379
Z057												
Natural stained backrest, and seat	ZOLE57E	Natural wood base	24" Stool	922								
<b>Counter 42"</b>												
Z065												
Upholstered backrest and seat	ZOLE65E	Natural wood base	30" Stool	1084	1103	1122	1141	1159	1197	1235	1272	1569
Z066												
Natural stained backrest, upholstered seat	ZOLE66E	Natural wood base	30" Stool	1028	1038	1049	1060	1071	1092	1113	1135	1379
Z067												
Natural stained backrest, and seat	ZOLE67E	Natural wood base	30" Stool	922								

CODIFICATION

ZO	E	26	C	Hue Black
Serie	Color (stained)	Model	Base color	Fabric



DIMENSIONS (inches)

	A Backrest width	B Seat width	C Backrest height from seat	D Seat height from floor	E Functional seat depth	F Overall depth	Fabric (yds)	Leather (ft <sup>2</sup> )	Weight (lbs)	Cubic (ft <sup>3</sup> )
KO21	16	17	15	18	18	20 1/2	0,7	14	20	11.05
KO22	16	17	15	18	18	20 1/2	N/A	N/A	20	11.05
KO41	16	17	15	17-21 1/2	18	20 1/2	0,7	14	26	13.51
KO42	16	17	15	16-20 1/2	18	26	N/A	N/A	26	13.51
KO51	16	17	15	17 3/4	18	23	0,7	14	20	11.05
KO52	16	17	15	17	18	23	N/A	N/A	20	11.05
KO36	16	17	15	26 5/8	18	21 1/2	0,7	14	16	21.83
KO37	16	17	15	26	18	21 1/2	N/A	N/A	16	21.83
KO26	16	17	15	30 5/8	18	21 1/2	0,7	14	16	21.83
KO27	16	17	15	30	18	21 1/2	N/A	N/A	16	21.83



KO21

KO22

KO41

KO42

MODEL	CODE	MECANISM BASE	APPLICATION	Com/Col		PRICE / Grade						
				A	1	2	3	4	5	6	7	Leather
KO21												
Wooden shell, upholstered seat	KO-21C	Four legs	Guest	675	693	711	728	745	780	815	850	908
KO22												
Wooden shell	KO-22C	Four legs	Guest	570	-	-	-	-	-	-	-	-
KO41												
Wooden shell, upholstered seat	KO-41NP5	Swivel-tilt	Conference	704	722	739	757	773	809	844	879	937
KO42												
Wooden shell	KO-42NP5	Swivel-tilt	Conference	677	-	-	-	-	-	-	-	-



KO51

KO52

MODEL	CODE	MECANISM BASE	APPLICATION	Com/Col		PRICE / Grade						
				A	1	2	3	4	5	6	7	Leather
KO51												
Wooden shell, upholstered seat	KO-51E	Bent wood base	Guest	985	1 002	1 020	1037	1055	1090	1124	1159	1217
KO52												
Wooden shell	KO-52E	Bent wood base	Guest	879	-	-	-	-	-	-	-	-

## OPTIONS

### OTHERS



**Z**  
White polyester  
Add \$ 0



**LE**  
Natural linear wood grain  
Add \$ 92



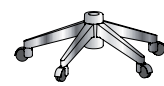
**LL**  
Light walnut linear wood grain  
Add \$ 116



**LN**  
Black linear wood grain  
Add \$ 116



**N**  
Black base  
Add \$ 0



**C**  
Chrome base  
Add \$ 107



**SW**  
Hard floor caster  
Add \$ 20



**E**  
Natural wood base  
Add \$ 0



**L**  
Light walnut wood base  
Add \$ 0



**N**  
Black wood base  
Add \$ 0



**C**  
Four legged chrome base  
Add \$ 0



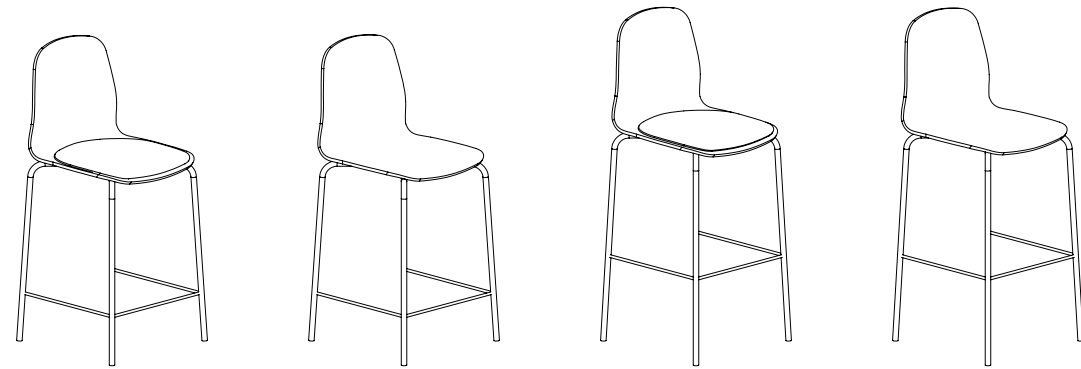
**N**  
Four legged black base  
Add \$ 0

### CODIFICATION

KO	LE	51	E	Hue Black
Serie	Color (stained or laminated)	Model	Base color	Fabric



# KOPA



KO36

KO37

KO26

KO27

MODEL	CODE	MECANISM BASE	APPLICATION	Com/Col							PRICE / Grade		
				A	1	2	3	4	5	6	7	Leather	
<b>STOOL BASE - Counter 36"</b>													
KO36													
Wooden shell, upholstered seat	KO-36C	Four legs	24" Stool	873	891	909	926	944	979	1 014	1 048	1 108	
KO37													
Wooden shell	KO-37C	Four legs	24" Stool	773	-	-	-	-	-	-	-	-	
<b>STOOL BASE - Counter 42"</b>													
KO26													
Wooden shell, upholstered seat	KO-26C	Four legs	30" Stool	873	891	909	926	944	979	1 014	1 048	1 108	
KO27													
Wooden shell	KO-27C	Four legs	30" Stool	773	-	-	-	-	-	-	-	-	

## OPTIONS

### OTHERS



**Z**  
White polyester  
Add \$ 0



**LE**  
Natural linear wood grain  
Add \$ 92



**LL**  
Light walnut linear wood grain  
Add \$ 116



**LN**  
Black linear wood grain  
Add \$ 116



**E**  
Natural wood base  
Add \$ 0



**L**  
Light walnut wood base  
Add \$ 0



**N**  
Black wood base  
Add \$ 0

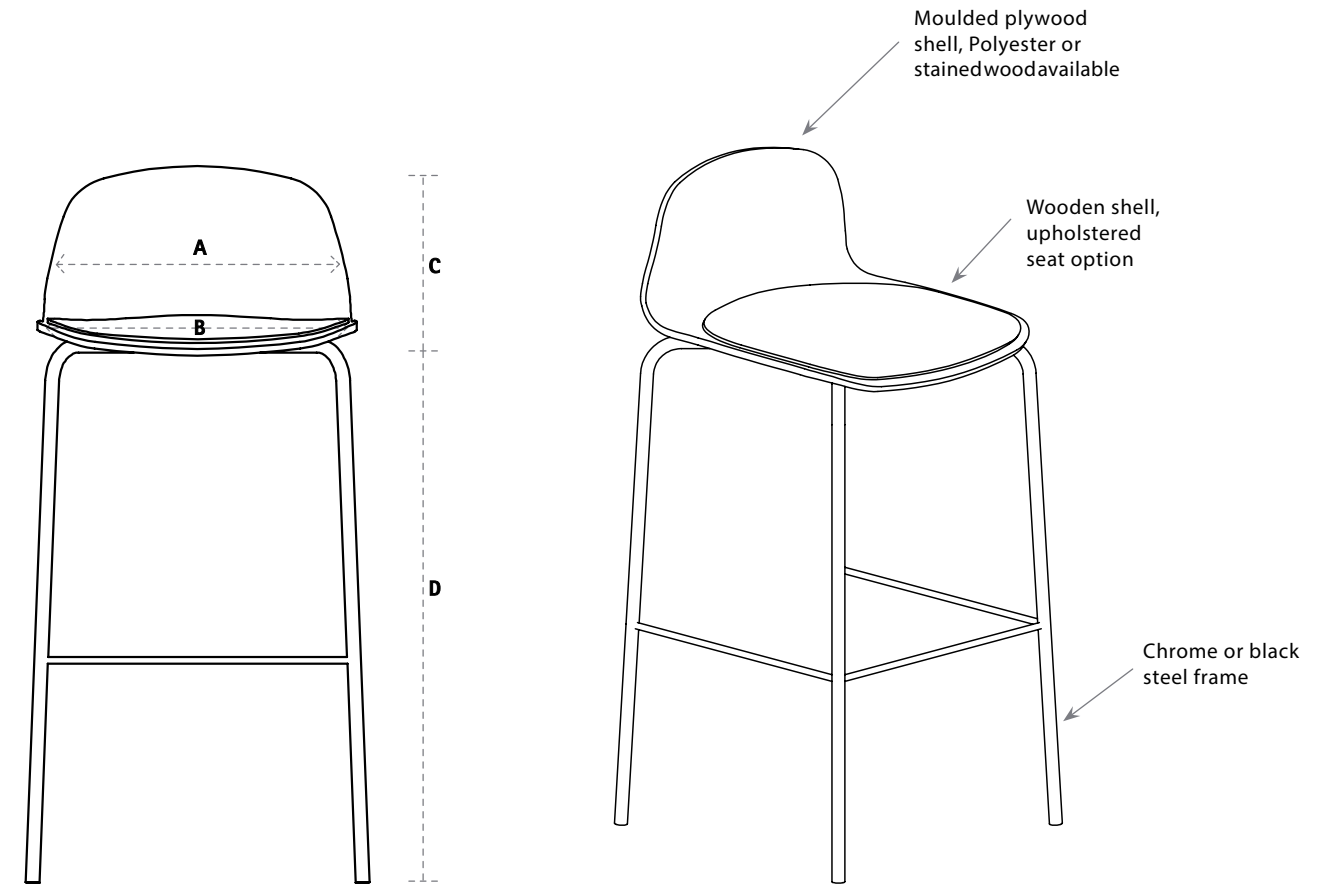


**C**  
Four legged chrome base  
Add \$ 0




**N**  
Four legged black base  
Add \$ 0

# KOPA KC



## DIMENSIONS (inches)

	A Backrest width	B Seat width	C Backrest height from seat	D Seat height from floor	E Functional seat depth	F Overall depth	Fabric (yds)	Leather (ft <sup>2</sup> )	Weight (lbs)	Cubic (ft <sup>3</sup> )
KC36	16	17	8	26-5/8	18	21 1/2	0,7	14	16	21,83
KC37	16	17	8	26	18	21 1/2	N/A	N/A	16	21,83
KC26	16	17	8	30-5/8	18	21 1/2	0,7	14	16	21,83
KC27	16	17	8	30	18	21 1/2	N/A	N/A	16	21,83



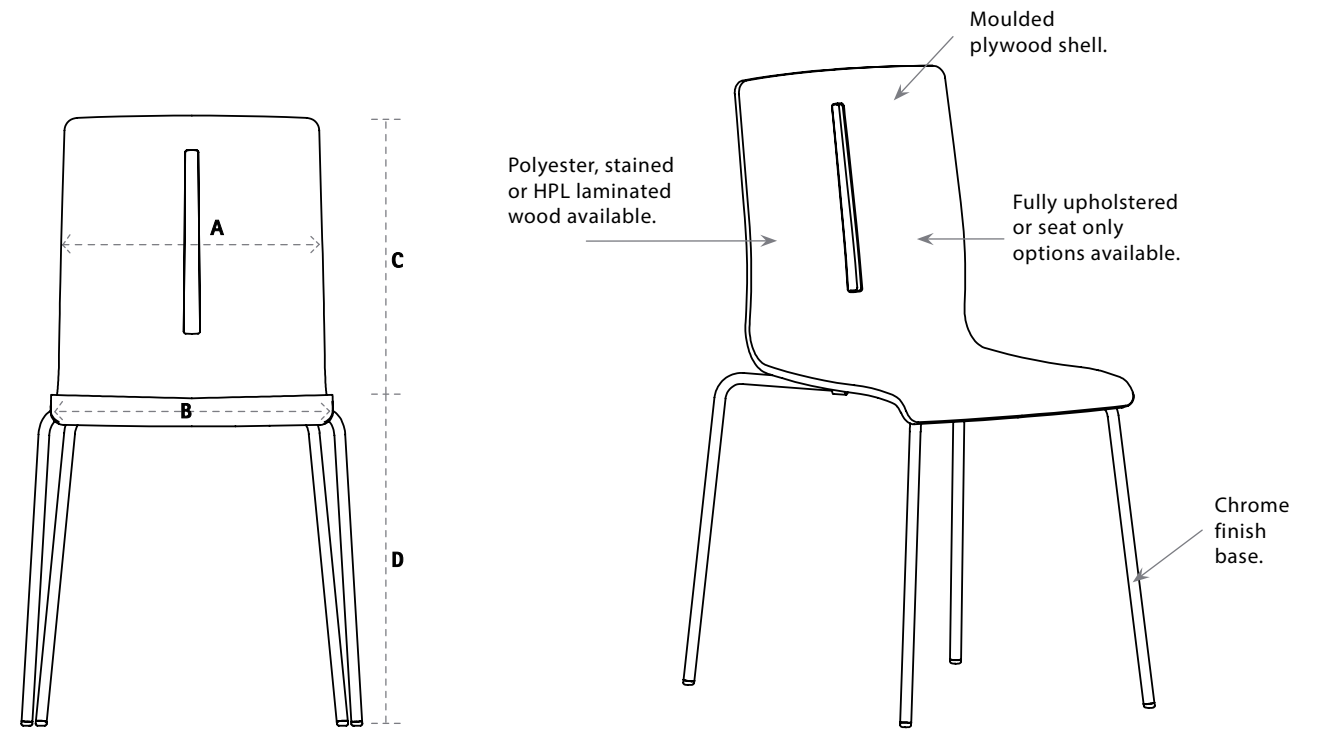
KC36

KC37

KC26

KC27

MODEL	CODE	MECANISM BASE	APPLICATION	Com/Col							PRICE / Grade		
				A	1	2	3	4	5	6	7	Leather	
<b>Counter 36"</b>													
KC36													
Wooden shell, upholstered seat	KO-36C	Four legs	26" Stool	873	891	909	926	944	979	1 014	1 048	1 108	
KC37													
Wooden shell	KO-37C	Four legs	26" Stool	773	-	-	-	-	-	-	-	-	
<b>Counter 42"</b>													
KC26													
Wooden shell, upholstered seat	KO-26C	Four legs	30" Stool	873	891	909	926	944	979	1 014	1 048	1 108	
KC27													
Wooden shell	KO-27C	Four legs	30" Stool	773	-	-	-	-	-	-	-	-	



## OPTIONS

### OTHERS



**Z**  
White polyester  
Add \$ 0



**LE**  
Natural linear  
wood grain  
Add \$ 92



**LL**  
Light walnut  
linear wood grain  
Add \$ 116



**LN**  
Black linear  
wood grain  
Add \$ 116



**C**  
Four legged  
chrome base  
Add \$ 0




**N**  
Four legged  
black base  
Add \$ 0

### CODIFICATION

KO	LE	36	N	Hue Black
Serie	Color (stained or laminated)	Model	Base color	Fabric

## DIMENSIONS (inches)

	A Backrest width	B Seat width	C Backrest height from seat	D Seat height from floor	E Functional seat depth	F Overall depth	Fabric (yds)	Leather (ft <sup>2</sup> )	Weight (lbs)	Cubic (ft <sup>3</sup> )
PL20	15 1/2	16 1/4	16 1/2	17 1/2	15	20 1/2	1,10	22	20	11.05
PL21	15 1/2	16 1/4	16 1/2	17 1/2	15	20 1/2	0,70	14	20	11.05
PL22	15 1/2	16 1/4	16 1/2	17	15	20 1/2	N/A	N/A	20	11.05
PL25	15 1/2	16 1/4	16 1/2	30 1/2	15	21 1/2	1,10	22	16	21.83
PL26	15 1/2	16 1/4	16 1/2	30 1/2	15	21 1/2	0,70	14	16	21.83
PL27	15 1/2	16 1/4	16 1/2	30	15	21 1/2	N/A	N/A	16	21.83
PL35	15 1/2	16 1/4	16 1/2	26 1/2	15	21 1/2	1,10	22	16	21.83
PL36	15 1/2	16 1/4	16 1/2	26 1/2	15	21 1/2	0,70	14	16	21.83
PL37	15 1/2	16 1/4	16 1/2	26	15	21 1/2	N/A	N/A	16	21.83
PL40	15 1/2	16 1/4	16 1/2	17 - 20 1/2	15	24	1,10	22	26	13.51
PL41	15 1/2	16 1/4	16 1/2	17 - 20 1/2	15	24	0,70	14	26	13.51
PL42	15 1/2	16 1/4	16 1/2	16 1/2 - 20	15	24	N/A	N/A	26	13.51



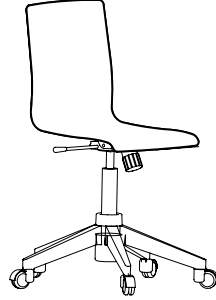
PL20



PL21



PL22

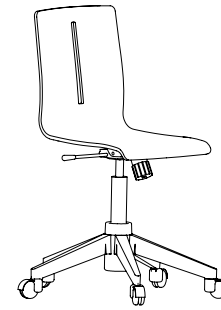


PL40



PL41

MODEL	CODE	MECANISM BASE	APPLICATION	Com/Col	PRICE / Grade							
					A	1	2	3	4	5	6	7
PL20												
Upholstered backrest and seat	PL20C	Four legs	Guest	399	429	458	488	517	577	636	695	925
PL21												
Natural wood backrest, upholstered seat	PLE21C	Four legs	Guest	491	501	512	523	534	555	577	598	751
PL22												
Natural wood backrest and seat	PLE22C	Four legs	Guest	422								
PL40												
Upholstered backrest and seat	PL40N-P5	Swivel-tilt	Conference	404	434	464	493	523	582	641	700	931
PL41												
Natural wood backrest, upholstered seat	PLE41N-P5	Swivel-tilt	Conference	496	507	517	528	539	560	582	603	757



PL42

MODEL	CODE	MECANISM BASE	APPLICATION	Com/Col	PRICE / Grade							
					A	1	2	3	4	5	6	7
PL42												
Natural wood backrest and seat	PLE42N-P5	Swivel-tilt	Conference	502								

OPTIONS

OTHERS



E  
Natural  
Add \$ 0



L  
Light walnut stained  
Add \$ 31



W  
Walnut stained  
Add \$ 32



N  
Black polyester  
Add \$ 125



B  
Antique white laminated  
Add \$ 125



Z  
White polyester  
Add \$ 125



N  
Black base  
Add \$ 0



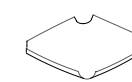
C  
Chrome base  
Add \$ 97



SW  
Hard floor caster  
Add \$ 16



AG  
Articulated glide  
Add \$ 23 (for 4)



T  
Counter shell (N/A for 22-40-41-42)  
Add \$ 14




C  
Chrome base  
Add \$ 0



N  
Black base  
Add \$ 0

CODIFICATION

PL	E	41	C	P5	SW	Hue Black
Serie	Color (stained, polyester or laminated)	Model	Base color	Mechanism	Option	Fabric



PL35

PL36

PL37

PL25

PL26

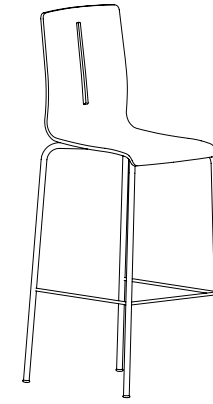
MODEL	CODE	BASE	APPLICATION	Com/Col		PRICE / Grade						
				A	1	2	3	4	5	6	7	Leather

**Counter 36"**

PL35													
Upholstered backrest and seat	PL35C	Four legs	26" Stool	556	586	616	645	675	734	793	852	1114	
PL36													
Natural wood backrest, upholstered seat	PLE36C	Four legs	26" Stool	653	663	674	685	695	717	738	760	945	
PL37													
Natural wood backrest and seat	PLE37C	Four legs	26" Stool	583									

**Counter 42"**

PL25													
Upholstered backrest and seat	PL25C	Four legs	30" Stool	556	586	616	645	675	734	793	852	1114	
PL26													
Natural wood backrest upholstered seat	PLE26C	Four legs	30" Stool	653	663	674	685	695	717	738	760	945	



PL27









MODEL	CODE	BASE	APPLICATION	Com/Col		PRICE / Grade						
				A	1	2	3	4	5	6	7	Leather

**Counter 42"**

PL27													
Natural wood backrest and seat	PLE27C	Four legs	30" Stool	583									

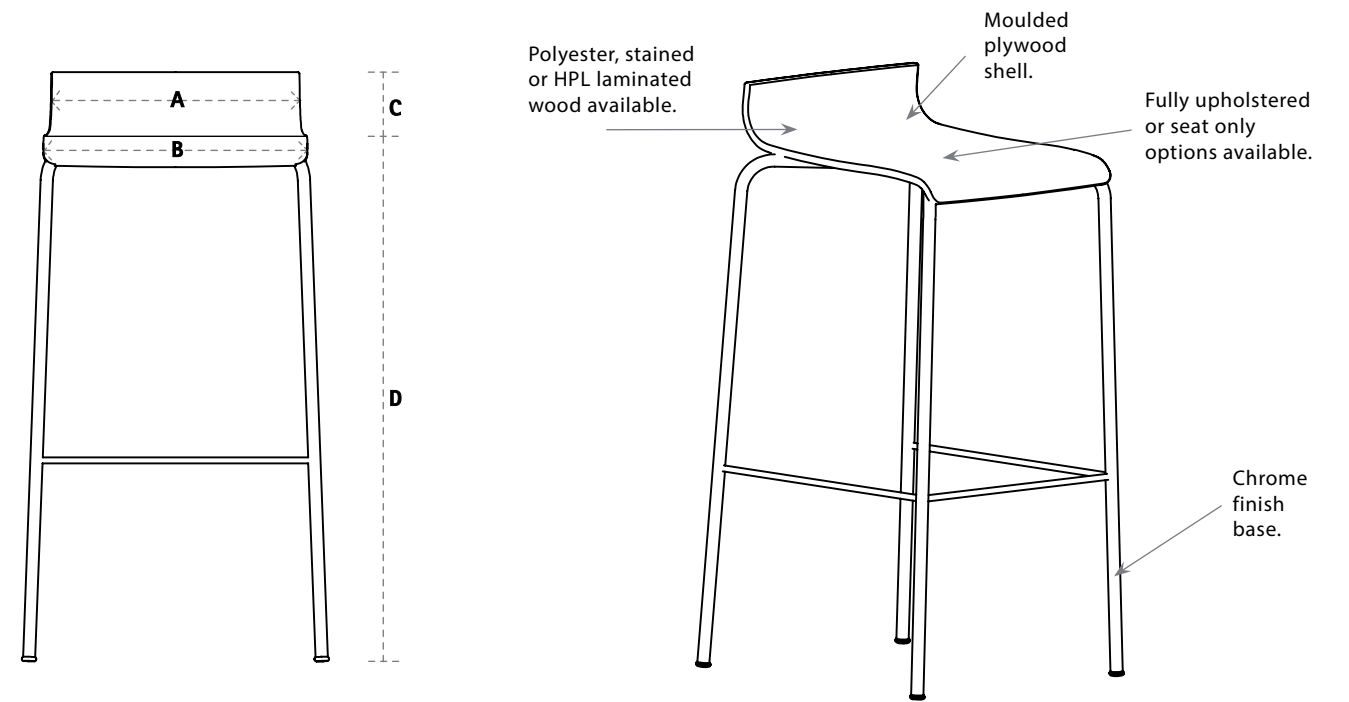
**OPTIONS**

**OTHERS**

					
<b>E</b> Natural Add \$ 0	<b>L</b> Light walnut stained Add \$ 31	<b>W</b> Walnut stained Add \$ 32	<b>N</b> Black polyester Add \$ 125	<b>B</b> Antique white laminated Add \$ 125	<b>Z</b> White polyester Add \$ 125
					
<b>AG</b> Articulated glide Add \$ 23 (for 4)	<b>C</b> Chrome base Add \$ 0	<b>N</b> Black base Add \$ 0			

**CODIFICATION**

PL	E	26	C	Hue Black
Serie	Color (stained, polyester or laminated)	Model	Basecolor	Fabric



DIMENSIONS (inches)

	A Backrest width	B Seat width	C Backrest height from seat	D Seat height from floor	E Functional seat depth	F Overall depth	Fabric (yds)	Leather (ft <sup>2</sup> )	Weight (lbs)	Cubic (ft <sup>3</sup> )
PC25	15 1/2	16 1/4	4 1/2	30 1/2	15	20 1/2	0,60	14	16	21.83
PC26	15 1/2	16 1/4	4 1/2	30 1/2	15	20 1/2	0,70	14	16	21.83
PC27	15 1/2	16 1/4	4 1/2	30	15	20 1/2	N/A	N/A	16	21.83
PC35	15 1/2	16 1/4	4 1/2	26 1/2	15	21 1/2	0,60	14	16	21.83
PC36	15 1/2	16 1/4	4 1/2	26 1/2	15	21 1/2	0,70	14	16	21.83
PC37	15 1/2	16 1/4	4 1/2	26	15	21 1/2	N/A	N/A	16	21.83



PC35

PC36

PC37


PC25

PC26

MODEL	CODE	BASE	APPLICATION	Com/Col		PRICE / Grade						
				A	1	2	3	4	5	6	7	Leather
<b>Counter 36"</b>												
PC35												
Upholstered backrest and seat	PC35C	Four legs	26" Stool	543	560	577	594	611	645	678	712	907
PC36												
Natural wood backrest, upholstered seat	PCE36C	Four legs	26" Stool	655	666	677	688	700	722	745	767	955
PC37												
Natural wood backrest and seat	PCE37C	Four legs	26" Stool	588								

**Counter 42"**

PC25												
Upholstered backrest and seat	PC25C	Four legs	30" Stool	543	560	577	594	611	645	678	712	907
PC26												
Natural wood backrest, upholstered seat	PCE26C	Four legs	30" Stool	655	666	677	688	700	722	745	767	955












PC27

MODEL	CODE	BASE	APPLICATION	Com/Col		PRICE / Grade						
				A	1	2	3	4	5	6	7	Leather
<b>Counter 42"</b>												
PC27												
Natural wood backrest and seat	PCE27C	Four legs	30" Stool		588							

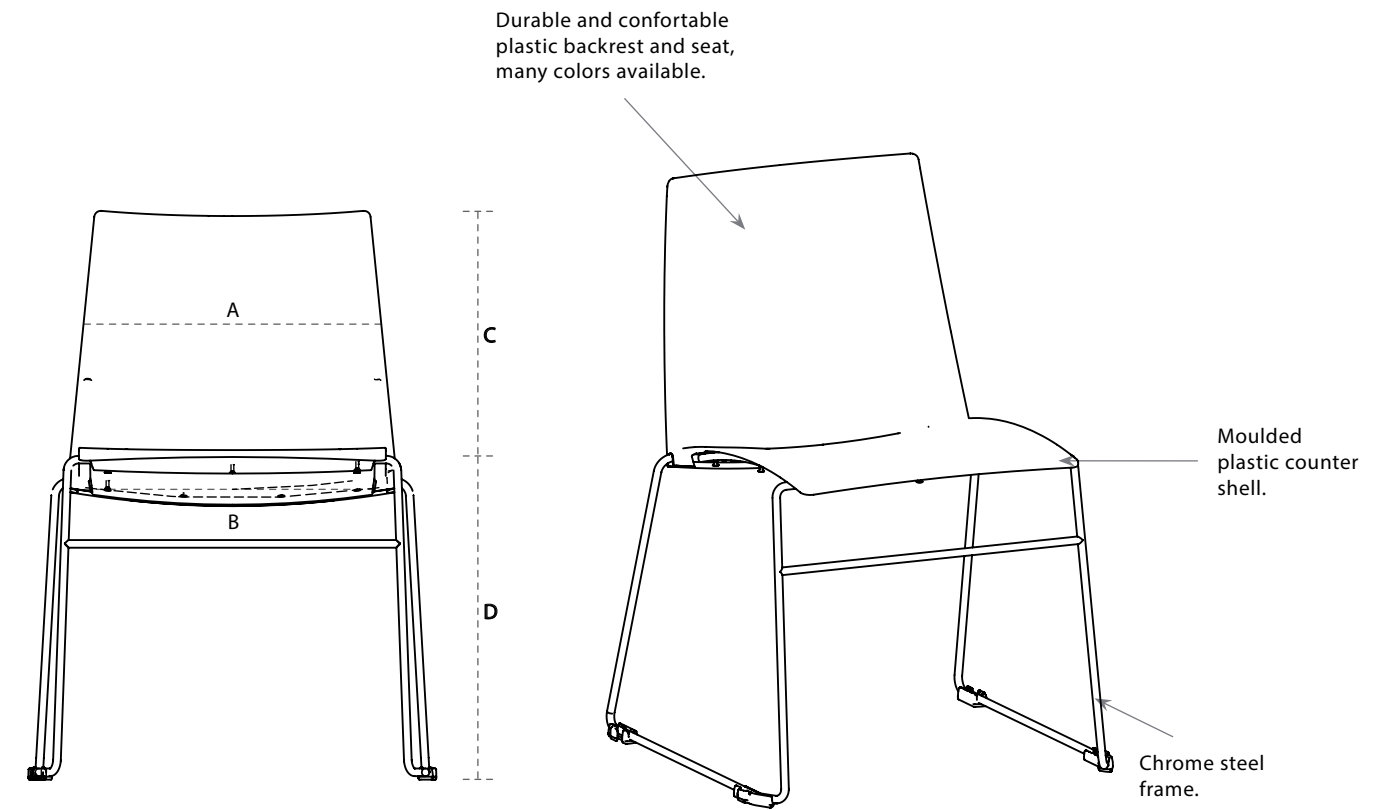
OPTIONS

OTHERS

					
<b>E</b> Natural Add \$ 0	<b>L</b> Light walnut stained Add \$ 31	<b>W</b> Walnut stained Add \$ 32	<b>N</b> Black polyester Add \$ 125	<b>B</b> Antique white laminated Add \$ 125	<b>Z</b> White polyester Add \$ 125
					
<b>AG</b> Articulated glide Add \$ 23 (for 4)	<b>C</b> Chrome base Add \$ 0	<b>N</b> Black base Add \$ 0			

CODIFICATION

PC	E	26	C	Hue Black
Serie	Color (stained, polyester or laminated)	Model	Base color	Fabric

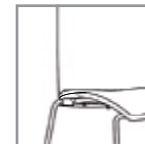


VP



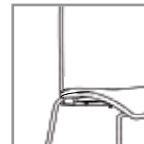
Plastic backrest and seat

VE



Plastic backrest, upholstered seat


VU



Upholstered backrest and seat

DIMENSIONS ( inches )

	A Backrest width	B Seat width	C Backrest height from seat	D Seat height from floor	E Functional seat depth	F Overall depth	Fabric (yds)	Leather (ft <sup>2</sup> )	Weight (lbs)	Cubic (ft <sup>3</sup> )
VP*20 / 21	17	17	16	18	17	21½	N/A	N/A	8	11,05
VE*20 / 21	17	17	16	18	17	21½	0,75	15	8	11,05
VU20 / 21	17	17	16	18	17	21½	1,15	22	8	11,05
VP*25 / 26	17	17	16	28	17	21½	N/A	N/A	10	21,83
VE*25 / 26	17	17	16	28	17	21½	0,75	15	10	21,83
VU25 / 26	17	17	16	28	17	21½	1,15	22	10	21,83



VP20

VP21

VP25

VP26

MODEL	CODE	MECHANISM BASE	APPLICATION	Com/Col		PRICE / Grade									
				A	1	2	3	4	5	6	7	Leather			
VP*20C															
Black plastic backrest and seat	VPN20C	Chrome sled base	Guest	366											
Black plastic backrest and upholstered seat	VEN20C	Chrome sled base	Guest	498	520	541	560	581	623	663	705	911			
Upholstered backrest and seat	VU20C	Chrome sled base	Guest	520	555	591	626	661	732	803	873	1158			
VP*21C															
Black plastic backrest and seat	VPN21C	Chrome four legs	Guest	432											
Black plastic backrest and upholstered seat	VEN21C	Chrome four legs	Guest	539	560	582	603	625	667	710	753	820			
Upholstered backrest and seat	VU21C	Chrome four legs	Guest	560	597	634	670	707	780	854	927	1033			

Counter 36"

VP*25C												
Black plastic backrest and seat	VPN25C	Chrome stools sled base	27" Stool	553								
Black plastic backrest and upholstered seat	VEN25C	Chrome stools sled base	27" Stool	658	678	700	720	741	782	823	864	1104
Upholstered backrest and seat	VU25C	Chrome stools sled base	27" Stool	731	766	802	837	872	943	1014	1084	1413
VP*26C												
Black plastic backrest and seat	VPN26C	Chrome stool	27" Stool	613								
Black plastic backrest and upholstered seat	VEN26C	Chrome stool	27" Stool	710	732	753	774	796	839	882	924	990
Upholstered backrest and seat	VU26C	Chrome stool	27" Stool	779	816	853	890	927	999	1073	1147	1252

OPTIONS

OTHERS

CODIFICATION

VP	N	20	C
Serie	Plastic color	Model	Basecolor



**B** White backrest and seat  
Add \$ 0



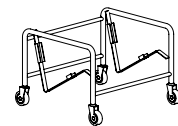
**R** Red backrest and seat  
Add \$ 0



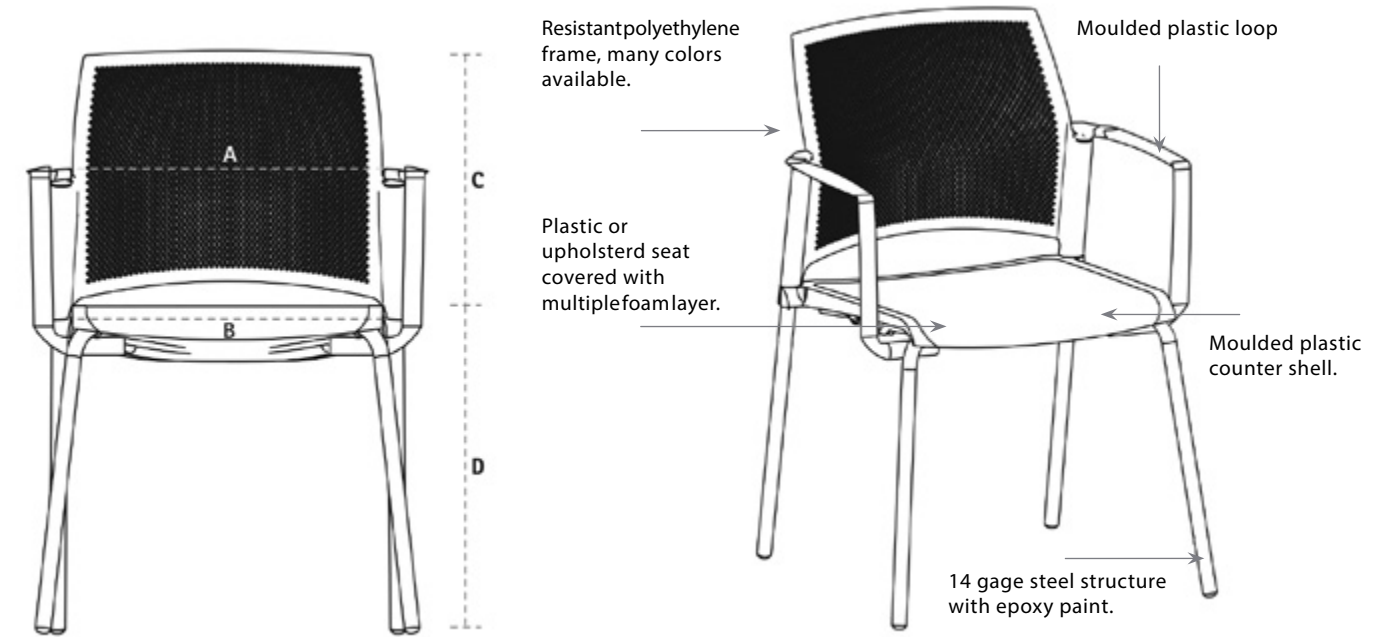
**F** Charcoal backrest and seat  
Add \$ 0




**N** Black backrest and seat  
Add \$ 0



Dolly for VIBE (capacity: 35 chairs)  
Add \$ 792




MP



Plastic backrest and seat

ME



Plastic backrest, upholstered seat

DIMENSIONS ( inches )

	A Backrest width	B Seat width	C Backrest height from seat	D Seat height from floor	E Functional seat depth	F Overall depth	Fabric (yds)	Leather (ft <sup>2</sup> )	Weight (lbs)	Cubic (ft <sup>3</sup> )
ME/MP20	17	17 1/2	15 1/2	18	16	21	0,75	15	20	11.05
ME/MP21	17	17 1/2	15 1/2	18	16	21	0,75	15	20	11.05
ME/MP24	17	17 1/2	15 1/2	26	16	23 1/2	0,75	15	30	21.83
ME/MP25	17	17 1/2	15 1/2	30	16	23 1/2	0,75	15	28	21.83
ME/MP30	17	17 1/2	15 1/2	18	16	21	0,75	15	26	14.81
ME/MP31	17	17 1/2	15 1/2	18	16	21	0,75	15	26	14.81
ME/MP34	17	17 1/2	15 1/2	26	16	23 1/2	0,75	15	30	21.83
ME/MP35	17	17 1/2	15 1/2	30	16	23 1/2	0,75	15	30	21.83
ME/MP40	17	17 1/2	15 1/2	18 - 23 1/4	16	24	0,75	15	32	13.51
ME/MP42	17	17 1/2	15 1/2	18 - 23 1/4	16	24	0,75	15	32	13.51
ME/MP80	17	17 1/2	15 1/2	23 1/2 - 33 1/2	16	24	0,75	15	38	14.81
ME/MP82	17	17 1/2	15 1/2	23 1/2 - 33 1/2	16	24	0,75	15	38	14.81





MP20



MP30



MP24



MP34

MODEL	CODE	ARMREST	APPLICATION	Com/Col		PRICE / Grade						
				A	1	2	3	4	5	6	7	Leather

Low-back

ME*20													
Black plastic backrest, upholstered seat	MEN20N	No arms	Guest	390	404	417	431	445	473	500	528	676	
Black plastic backrest and seat	MPN20N	No arms	Guest	344									

Low-back

ME*30													
Black plastic backrest, upholstered seat	MEN30N	With loop arms	Guest	432	446	460	474	488	515	543	571	727	
Black plastic backrest and seat	MPN30N	With loop arms	Guest	387									

Counter 36"

ME*24													
Black plastic backrest, upholstered seat	MEN24N	No arms	26" Stool	535	548	562	576	590	617	645	673	850	
Black plastic backrest and seat	MPN24N	No arms	26" Stool	489									

Counter 36"

ME*34													
Black plastic backrest, upholstered seat	MEN34N	With loop arms	26" Stool	577	591	605	619	633	660	688	715	901	
Black plastic backrest and seat	MPN34N	With loop arms	26" Stool	532									



MP25



MP35

MODEL	CODE	ARMREST	APPLICATION	Com/Col		PRICE / Grade						
				A	1	2	3	4	5	6	7	Leather

Counter 42"

ME*25													
Black plastic backrest, upholstered seat	MEN25N	No arms	30" Stool	535	548	562	576	590	617	645	673	850	
Black plastic backrest and seat	MPN25N	No arms	30" Stool	489									

Counter 42"

ME*35													
Black plastic backrest, upholstered seat	MEN35N	With loop arms	30" Stool	578	591	605	618	633	660	688	716	901	
Black plastic backrest and seat	MPN35N	With loop arms	30" Stool	532									

OPTIONS

OTHERS



**P**  
Four legged platinum base  
Add \$ 0



**AG**  
Articulated glide  
Add \$ 23 (for 4)



**N**  
Four legged black base  
Add \$ 0



**S**  
Pairing device  
Add \$ 10 (unit)



**B**  
White backrest and seat  
Add \$ 0



**S**  
Signature seat  
Add \$ 48



**R**  
Red backrest and seat  
Add \$ 0



**Dolly**  
(10 chairs capacity)  
Add \$ 528



**F**  
Charcoal backrest and seat  
Add \$ 0



**N**  
Black backrest and seat  
Add \$ 0

CODIFICATION


ME	N	20	N	S	Hue Black
Serie	Plastic color	Model	Base color	Option	Fabric



MP21



MP31



MP40



MP42

MODEL	CODE	MECHANISM ARMREST	APPLICATION	Com/Col		PRICE / Grade						
				A	1	2	3	4	5	6	7	Leather
<b>ME*21</b>												
Black plastic backrest, upholstered seat	MEN21N	No arms	Guest	442	456	470	484	498	525	553	580	739
Black plastic backrest and seat	MPN21N	No arms	Guest	397								
<b>ME*31</b>												
Black plastic backrest, upholstered seat	MEN31N	With loop arms	Guest	485	499	513	527	540	568	596	623	791
Black plastic backrest and seat	MPN31N	With loop arms	Guest	440								
<b>ME*40</b>												
Black plastic backrest, upholstered seat	MEN40NP5	Swivel-tilt, without arms	Conference	525	544	564	583	602	641	680	718	922
Black plastic backrest and seat	MPN40NP5	Swivel-tilt, without arms	Conference	463								
<b>ME*42</b>												
Black plastic backrest, upholstered seat	MEN42NP5	Swivel-tilt, with loop arms	Conference	568	587	607	626	645	684	723	761	973
Black plastic backrest and seat	MPN42NP5	Swivel-tilt, with loop arms	Conference	506								



MP80














MP82

MODEL	CODE	MECHANISM ARMREST	APPLICATION	Com/Col		PRICE / Grade						
				A	1	2	3	4	5	6	7	Leather
<b>Stool</b>												
<b>ME*80</b>												
Black plastic backrest, upholstered seat	MEN80NP5	Swivel, without arms	Stool	729	748	768	787	806	845	884	922	1167
Black plastic backrest and seat	MPN80NP5	Swivel, without arms	Stool	668								
<b>Stool</b>												
<b>ME*82</b>												
Black plastic backrest, upholstered seat	MEN82NP5	Swivel, with loop arms	Stool	772	791	810	830	849	888	926	965	1218
Black plastic backrest and seat	MPN82NP5	Swivel with loop arms	Stool	711								

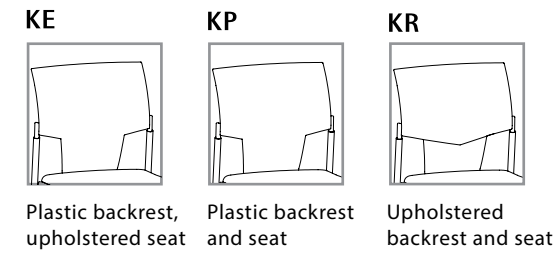
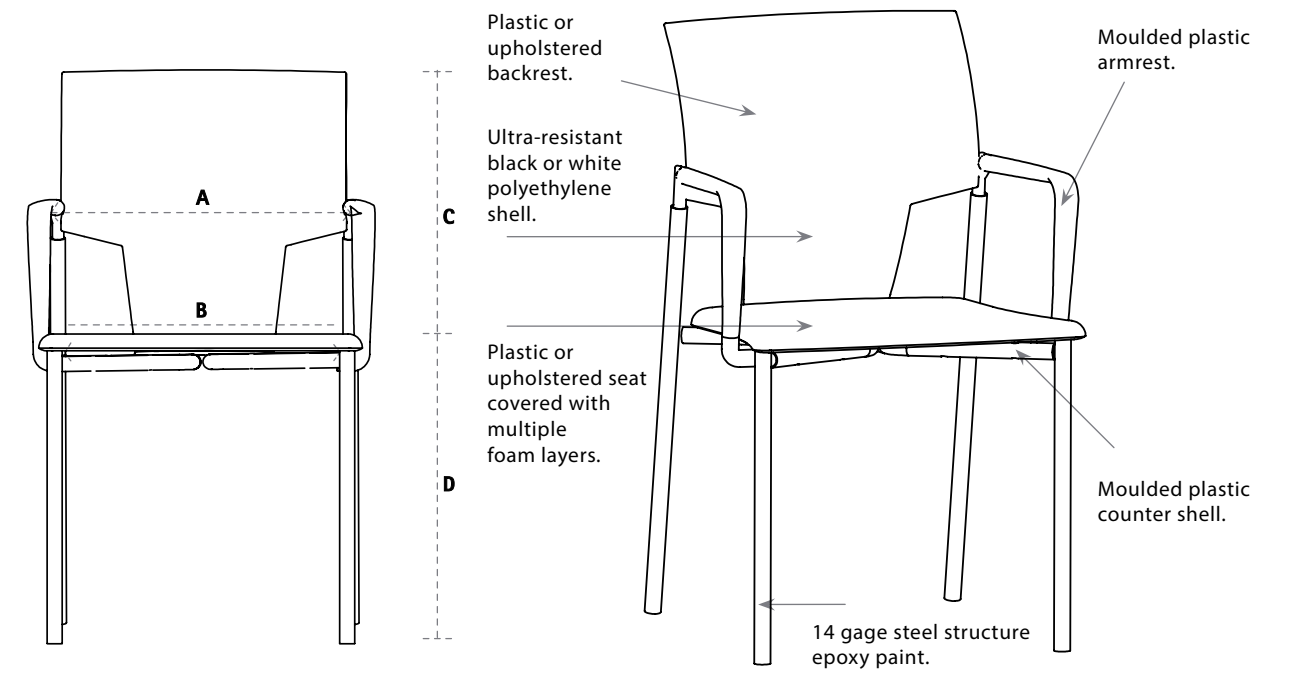
**OPTIONS**

**OTHERS**

					
<b>P</b> Four legged platinum base Add \$ 0	<b>N</b> Four legged black base Add \$ 0	<b>N</b> Black base Add \$ 0	<b>C</b> Chrome base Add \$ 107	<b>SW</b> Hard floor caster Add \$ 20	
					
<b>Pairing device</b> (ND for model 40-42-80-82) Add \$ 9 (unit)	<b>S</b> Signature seat Add \$ 48	<b>B</b> White backrest and seat Add \$ 0	<b>R</b> Red backrest and seat Add \$ 0	<b>F</b> Charcoal backrest and seat Add \$ 0	<b>N</b> Black backrest and seat Add \$ 0


**CODIFICATION**

ME	N	31	N	SW	Hue Black
Serie	Plastic color	Model	Base color	Option	Fabric




DIMENSIONS (inches)


	A Backrest width	B Seat width	C Backrest height from seat	D Seat height from floor	E Functional seat depth	F Overall depth	Fabric (yds)	Leather (ft <sup>2</sup> )	Weight (lbs)	Cubic (ft <sup>3</sup> )
KE/KR/KP20	14 3/4	16	15	19	16 1/2	21 1/2	0.8	17	16	11,05
KE/KR/KP21	14 3/4	16	15	19	16 1/2	21 1/2	0.8	17	16	11,05
KE/KR/KP24	14 3/4	16	15	26	16 1/2	22 1/2	0.8	17	16	21,83
KE/KR/KP25	14 3/4	16	15	30	16 1/2	23 1/2	0.8	17	16	21,83
KE/KR/KP30	14 3/4	16	15	19	16 1/2	21 1/2	0.8	17	16	14,81
KE/KR/KP31	14 3/4	16	15	19	16 1/2	21 1/2	0.8	17	16	14,81
KE/KR/KP34	14 3/4	16	15	26	16 1/2	22 1/2	0.8	17	16	21,83
KE/KR/KP35	14 3/4	16	15	30	16 1/2	23 1/2	0.8	17	16	21,83
KE/KR/KP40	14 3/4	16	15	17 1/2-22	16 1/2	24	0.8	17	16	13,51
KE/KR/KP42	14 3/4	16	15	17 1/2-22	16 1/2	24	0.8	17	16	13,51
KE/KR/KP80	14 3/4	16	15	23 1/2-33 1/2	16 1/2	24	0.8	17	16	14,81
KE/KR/KP82	14 3/4	16	15	23 1/2-33 1/2	16 1/2	24	0.8	17	16	14,81



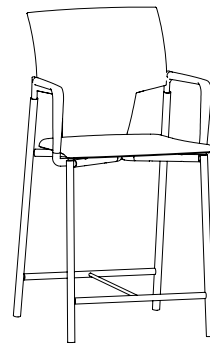
KP20




KP30



KP24



KP34



KP25

MODEL	CODE	ARMREST	APPLICATION	Com/Col		PRICE / Grade						
				A	1	2	3	4	5	6	7	Leather
<b>KP20</b>												
Black plastic backrest, upholstered seat	KEN20N	No arms	Guest	374	387	401	415	429	457	484	512	657
Black plastic backrest and seat	KPN20N	No arms	Guest	326								
Upholstered backrest and seat, black back	KRN20N	No arms	Guest	429	449	470	491	512	553	594	636	827

<b>KP30</b>												
Black plastic backrest, upholstered seat	KEN30NX	With arms	Guest	418	431	445	459	473	500	528	556	709
Black plastic backrest and seat	KPN30NX	With arms	Guest	370								
Upholstered backrest and seat, black back	KRN30NX	With arms	Guest	472	493	514	535	555	597	638	680	880

Counter 36"

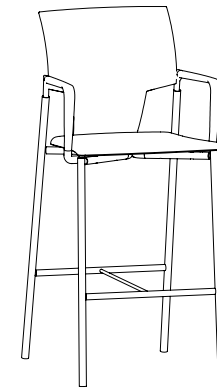
<b>KP24</b>												
Black plastic backrest, upholstered seat	KEN24N	No arms	26" Stool	500	514	527	541	555	583	610	638	808
Black plastic backrest and seat	KPN24N	No arms	26" Stool	452								
Upholstered backrest and seat, black back	KRN24N	No arms	26" Stool	555	576	596	617	638	679	720	762	978

Counter 36"

<b>KP34</b>												
Black plastic backrest, upholstered seat	KEN34NX	With arms	26" Stool	544	557	571	585	599	626	654	682	861
Black plastic backrest and seat	KPN34NX	With arms	26" Stool	496								
Upholstered backrest and seat, black back	KRN34NX	With arms	26" Stool	599	619	640	661	681	723	764	806	1031

Counter 42"

<b>KP25</b>												
Black plastic backrest, upholstered seat	KEN25N	No arms	30" Stool	500	514	527	541	555	583	610	638	808
Black plastic backrest and seat	KPN25N	No arms	30" Stool	452								
Upholstered backrest and seat, black back	KRN25N	No arms	30" Stool	555	576	596	617	638	679	720	762	978



KP35

MODEL	CODE	ARMREST	APPLICATION	Com/Col		PRICE / Grade						
				A	1	2	3	4	5	6	7	Leather
<b>Counter 42"</b>												
<b>KP35</b>												
Black plastic backrest, upholstered seat	KEN35NX	With arms	30" Stool	544	557	571	585	599	626	654	682	861
Black plastic backrest and seat	KPN35NX	With arms	30" Stool	496								
Upholstered backrest and seat, black back	KRN35NX	With arms	30" Stool	599	619	640	661	681	723	764	806	1031

OPTIONS

OTHERS



**P**  
Four legged platinum base  
Add \$ 0



**N**  
Four legged black base  
Add \$ 0



**B**  
Four legged white base  
Add \$ 0



**N**  
black backrest and seat  
Add \$ 0



**B**  
White backrest and seat  
Add \$ 0



**AG**  
Articulated glide  
Add \$ 28  
(for 4)




Pairing device  
Add \$ 10  
(unit)



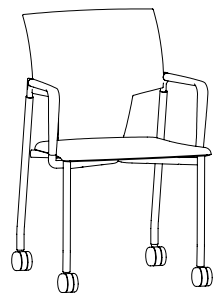
Dolly  
(10 chairs capacity)  
Add \$ 528

CODIFICATION

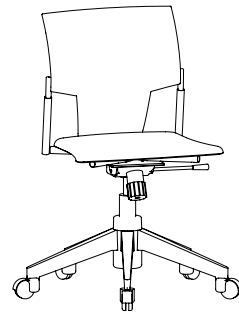
KE	N	20	N	SW	Hue Black
Serie	Plasticolor	Model	Basecolor	Option	Fabric



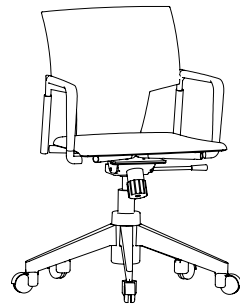
KP21



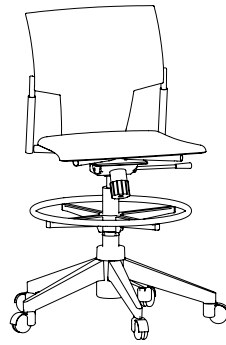
KP31



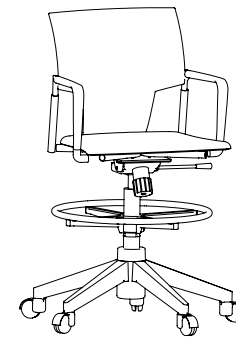
KP40



KP42



KP80



KP82

MODEL	CODE	MECHANISM ARMREST	APPLICATION	Com/Col		PRICE / Grade							
				A	1	2	3	4	5	6	7	Leather	
KP21													
Black plastic backrest, upholstered seat	KEN21N	No arms	Guest	429	443	457	470	484	512	539	567	723	
Black plastic backrest and seat	KPN21N	No arms	Guest	381									
Upholstered backrest and seat, black back	KRN21N	No arms	Guest	484	505	525	546	567	608	650	691	893	
KP31													
Black plastic backrest, upholstered seat	KEN31N	With arms	Guest	473	487	500	514	528	556	583	611	776	
Black plastic backrest and seat	KPN31N	With arms	Guest	425									
Upholstered backrest and seat, black back	KRN31N	With arms	Guest	528	548	569	590	611	652	693	735	946	
KP40													
Black plastic backrest, upholstered seat	KENN40NP5	Swivel-tilt, no arms	Conference	501	515	529	542	556	584	611	639	809	
Black plastic backrest and seat	KPNN40NP5	Swivel-tilt, no arms	Conference	453									
Upholstered backrest and seat, black back	KRNN40NP5	Swivel-tilt, no arms	Conference	556	577	597	618	639	680	722	763	980	
KP42													
Black plastic backrest, upholstered seat	KENN42NP5	Swivel-tilt,witharms	Conference	545	559	572	586	600	628	655	683	862	
Black plastic backrest and seat	KPNN42NP5	Swivel-tilt,witharms	Conference	496									
Upholstered backrest and seat, black back	KRNN42NP5	Swivel-tilt,witharms	Conference	600	620	641	662	683	724	765	807	1032	




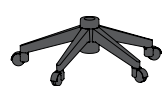
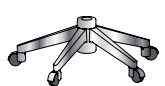
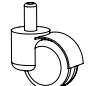
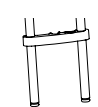


**Stool**

MODEL	CODE	MECHANISM ARMREST	APPLICATION	Com/Col	1	2	3	4	5	6	7	Leather
KP80												
Black plastic backrest, upholstered seat	KENN80NP5	Swivel, no arms	Stool	704	718	732	745	759	787	815	842	1053
Black plastic backrest and seat	KPNN80NP5	Swivel, no arms	Stool	656								
Upholstered backrest and seat, black back	KRNN80NP5	Swivel, no arms	Stool	757	777	798	819	840	881	922	964	1221

MODEL	CODE	MECHANISM ARMREST	APPLICATION	Com/Col		PRICE / Grade							
				A	1	2	3	4	5	6	7	Leather	
Stool													
KP82													
Black plastic backrest, upholstered seat	KENN82NP5	Swivel, with arms	Stool	748	762	775	789	803	831	858	886	1106	
Black plastic backrest and seat	KPNN82NP5	Swivel, with arms	Stool	700									
Upholstered backrest and seat, black back	KRNN82NP5	Swivel, with arms	Stool	801	821	842	863	883	925	966	1008	1273	

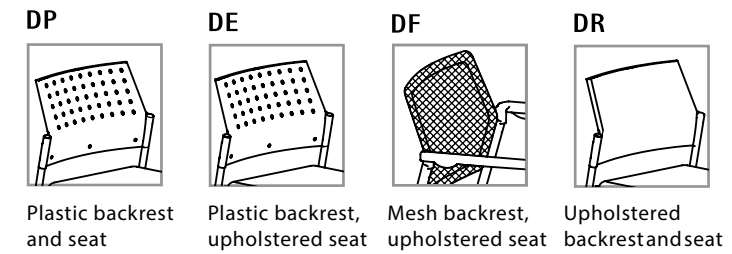
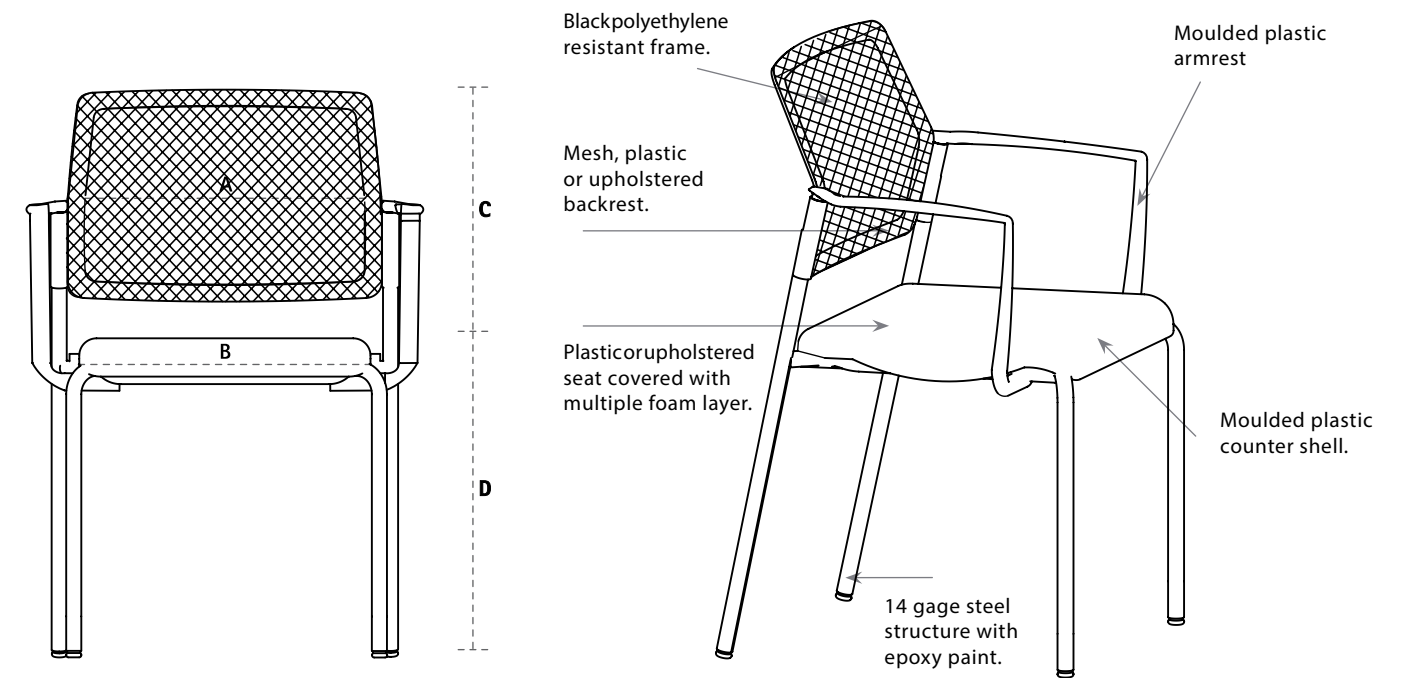
**OPTIONS**

**OTHERS**

					
<b>P</b> Four legged platinum base Add \$ 0	<b>N</b> Four legged black base Add \$ 0	<b>B</b> Four legged white base Add \$ 0	<b>N</b> Black base Add \$ 0	<b>C</b> Chrome base Add \$ 107	<b>SW</b> Hard floor caster Add \$ 20
					
<b>P</b> Pairing device Add \$ 10 (unit)	<b>N</b> Black backrest and seat Add \$ 0	<b>B</b> White backrest and seat Add \$ 0			

**CODIFICATION**

KE	N	N	42	N	P5	SW	Hue Black
Serie	Plasticcolor	Framecolor	Model	Basecolor	Mechanism	Option	Fabric

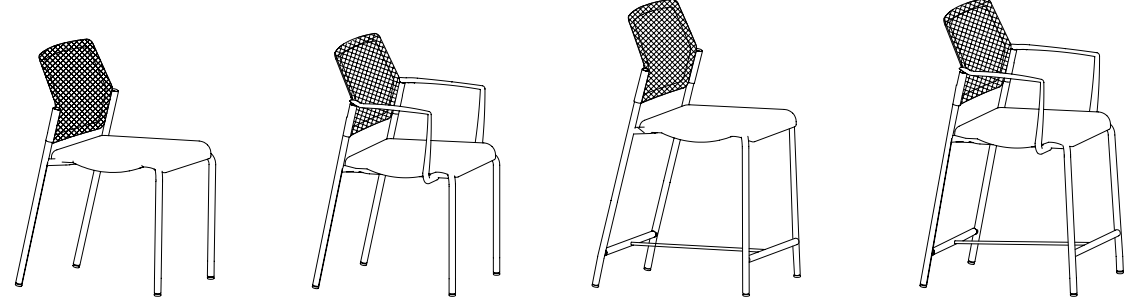


DIMENSIONS (inches)

	A Backrest width	B Seat width	C Backrest height from seat	D Seat height from floor	E Functional seat depth	F Overall depth	Fabric (yds)	Leather (ft <sup>2</sup> )	Weight (lbs)	Cubic (ft <sup>3</sup> )
DE/DF/DP/DR20	17	17 1/2	15 1/2	18	16	21	0.70	14	20	11.05
DE/DF/DP/DR21	17	17 1/2	15 1/2	18	16	21	0.70	14	20	11.05
DE/DF/DP/DR24	17	17 1/2	15 1/2	26	16	23 1/2	0.70	14	30	21.83
DE/DF/DP/DR25	14 3/4	16	15	30	16	23 1/2	0.8	17	16	21,83
DE/DF/DP/DR30	14 3/4	16	15	19	16	21 1/2	0.8	17	16	14,81
DE/DF/DP/DR31	14 3/4	16	15	19	16	21 1/2	0.8	17	16	14,81
DE/DF/DP/DR34	14 3/4	16	15	26	16	22 1/2	0.8	17	16	21,83
DE/DF/DP/DR35	14 3/4	16	15	30	16	23 1/2	0.8	17	16	21,83
DE/DF/DP/DR40	14 3/4	16	15	17 1/2-22	16	24	0.8	17	16	13,51
DE/DF/DP/DR42	14 3/4	16	15	17 1/2-22	16	24	0.8	17	16	13,51
DE/DF/DP/DR80	14 3/4	16	15	23 1/2-33 1/2	16	24	0.8	17	16	14,81
DE/DF/DP/DR82	14 3/4	16	15	23 1/2-33 1/2	16	24	0.8	17	16	14,81

\*For all the models DR upholstered seat-backrest, the quantity of fabric is higher.

0,95	18
------	----



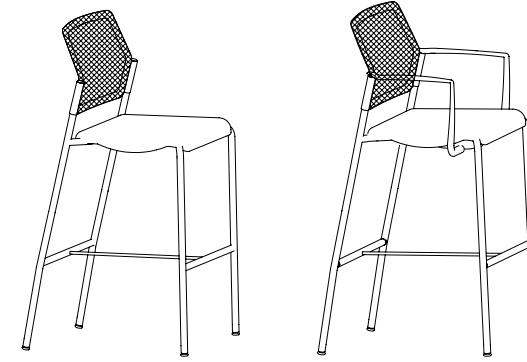
DF20

DF30

DF24

DF34

MODEL	CODE	ARMREST	APPLICATION	Com/Col		PRICE / Grade						
				A	1	2	3	4	5	6	7	Leather
<b>DF20</b>												
Plastic backrest, upholstered seat	DE20N	No arms	Guest	363	377	390	404	418	446	473	501	644
Mesh backrest, upholstered seat	DF20N	No arms	Guest	434	448	462	476	490	517	545	573	730
Plastic backrest and seat	DP20N	No arms	Guest	316								
Upholstered backrest and seat	DR20N	No arms	Guest	397	418	439	459	480	521	563	604	789
<b>DF30</b>												
Plastic backrest, upholstered seat	DE30N	With arms	Guest	413	426	440	454	468	495	523	551	703
Meshbackrest, upholstered seat	DF30N	With arms	Guest	484	498	512	526	539	567	595	622	789
Plastic backrest and seat	DP30N	With arms	Guest	365								
Upholstered backrest and seat	DR30N	With arms	Guest	447	468	488	509	530	571	613	654	849
<b>Counter 36"</b>												
<b>DF24</b>												
Plastic backrest, upholstered seat	DE24N	No arms	26" Stool	508	522	535	549	563	591	618	646	818
Meshbackrest, upholstered seat	DF24N	No arms	26" Stool	579	593	607	621	635	662	690	718	904
Plastic backrest and seat	DP24N	No arms	26" Stool	460								
Upholstered backrest and seat	DR24N	No arms	26" Stool	542	563	584	605	625	667	708	750	964
<b>Counter 36"</b>												
<b>DF34</b>												
Plastic backrest, upholstered seat	DE34N	With arms	26" Stool	557	571	585	599	613	640	668	696	877
Meshbackrest, upholstered seat	DF34N	With arms	26" Stool	629	643	657	671	684	712	740	767	963
Plastic backrest and seat	DP34N	With arms	26" Stool	510								
Upholstered backrest and seat	DR34N	With arms	26" Stool	592	613	634	654	675	716	758	799	1023



DF25

DF35

MODEL	CODE	ARMREST	APPLICATION	Com/Col		PRICE / Grade						
				A	1	2	3	4	5	6	7	Leather
<b>Counter 42"</b>												
<b>DF25</b>												
Plastic backrest, upholstered seat	DE25N	No arms	30" Stool	508	522	535	549	563	591	618	646	818
Mesh backrest, upholstered seat	DF25N	No arms	30" Stool	579	593	607	621	635	662	690	718	904
Plastic backrest and seat	DP25N	No arms	30" Stool	460								
Upholstered backrest and seat	DR25N	No arms	30" Stool	542	563	584	605	625	667	708	750	964
<b>Counter 42"</b>												
<b>DF35</b>												
Plastic backrest, upholstered seat	DE35N	With arms	30" Stool	557	571	585	599	613	640	668	696	877
Mesh backrest, upholstered seat	DF35N	With arms	30" Stool	629	643	657	671	684	712	740	767	963
Plastic backrest and seat	DP35N	With arms	30" Stool	510								
Upholstered backrest and seat	DR35N	With arms	30" Stool	592	613	634	654	675	716	758	799	1023

**OPTIONS**

**OTHERS**



**P**  
Four legged  
platinum base  
Add \$ 0



**N**  
Four legged  
black base  
Add \$ 0



**AG**  
Articulated glide  
Add \$ 23  
(for 4)



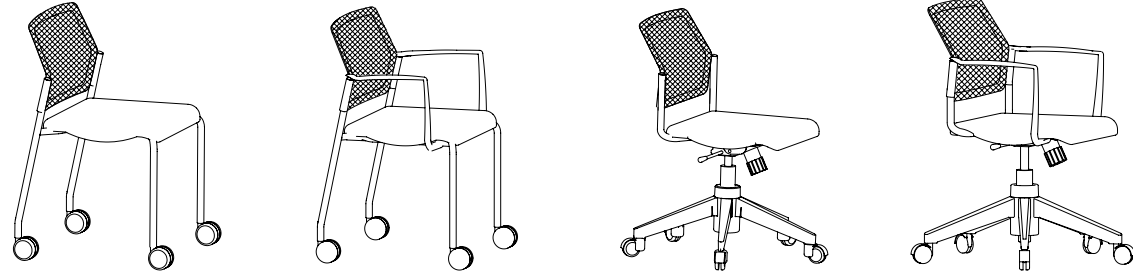
Pairing device  
Add \$ 10  
(unit)



Dolly  
(10 chairs capacity)  
Add \$ 528

**CODIFICATION**

DE30	N	S	Hue Black
Model	Basecolor	Option	Fabric



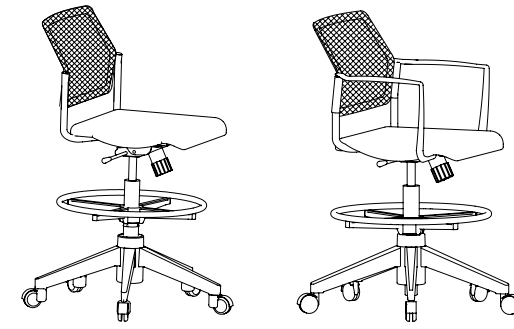
DF21

DF31

DF40

DF42

MODEL	CODE	MECHANISM ARMREST	APPLICATION	Com/Col		PRICE / Grade						
				A	1	2	3	4	5	6	7	Leather
<b>DF21</b>												
Plastic backrest, upholstered seat	DE21N	No arms	Visiteur	414	428	442	456	469	497	525	552	705
Mesh backrest, upholstered seat	DF21N	No arms	Visiteur	487	501	515	529	542	570	598	625	793
Plastic backrest and seat	DP21N	No arms	Visiteur	368								
Upholstered backrest and seat	DR21N	No arms	Visiteur	450	471	491	512	533	574	616	657	853
<b>DF31</b>												
Plastic backrest, upholstered seat	DE31N	With arms	Visiteur	464	478	492	505	519	547	574	602	765
Mesh backrest, upholstered seat	DF31N	With arms	Visiteur	537	551	565	578	592	620	647	675	853
Plastic backrest and seat	DP31N	With arms	Visiteur	418								
Upholstered backrest and seat	DR31N	With arms	Visiteur	500	520	541	562	582	624	665	707	912
<b>DF40</b>												
Plastic backrest, upholstered seat	DE40NP5	Swivel-tilt, no arms	Conference	491	505	519	533	546	574	602	629	798
Mesh backrest, upholstered seat	DF40NP5	Swivel-tilt, no arms	Conference	560	574	588	601	615	643	670	698	880
Plastic backrest and seat	DP40NP5	Swivel-tilt, no arms	Conference	440								
Upholstered backrest and seat	DR40NP5	Swivel-tilt, no arms	Conference	526	547	567	588	609	650	691	733	944
<b>DF42</b>												
Plastic backrest, upholstered seat	DE42NP5	Swivel-tilt,witharms	Conference	534	548	561	575	589	617	644	672	849
Mesh backrest, upholstered seat	DF42NP5	Swivel-tilt,witharms	Conference	603	617	630	644	658	686	713	741	932
Plastic backrest and seat	DP42NP5	Swivel-tilt,witharms	Conference	483								
Upholstered backrest and seat	DR42NP5	Swivel-tilt,witharms	Conference	569	589	610	631	651	693	734	776	995



DF80

DF82

MODEL	CODE	MECHANISM ARMREST	APPLICATION	Com/Col		PRICE / Grade						
				A	1	2	3	4	5	6	7	Leather
<b>DF80</b>												
Plastic backrest,upholsteredseat	DE80NP5	Swivel, no arms	Stool	689	703	716	730	744	772	799	827	1035
Meshbackrest,upholsteredseat	DF80NP5	Swivel, no arms	Stool	757	771	785	799	812	840	868	895	1117
Plastic backrest and seat	DP80NP5	Swivel, no arms	Stool	637								
Upholstered backrest and seat	DR80NP5	Swivel, no arms	Stool	723	744	764	785	806	847	889	930	1180
<b>DF82</b>												
Plasticbackrest,upholsteredseat	DE82NP5	Swivel,witharms	Stool	731	745	759	772	786	814	841	869	1086
Meshbackrest,upholsteredseat	DF82NP5	Swivel,witharms	Stool	800	814	827	841	855	883	910	938	1168
Plastic backrest and seat	DP82NP5	Swivel,witharms	Stool	748								
Upholstered backrest and seat	DR82NP5	Swivel,witharms	Stool	766	786	807	828	849	890	931	973	1231

## OPTIONS

### OTHERS



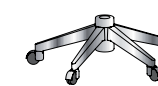
**P**  
Four legged  
platinum base  
Add \$ 0



**N**  
Four legged  
black base  
Add \$ 0



**N**  
Black base  
Add \$ 0



**C**  
Chrome base  
Add \$ 107



**SW**  
Hard floor caster  
Add \$ 20

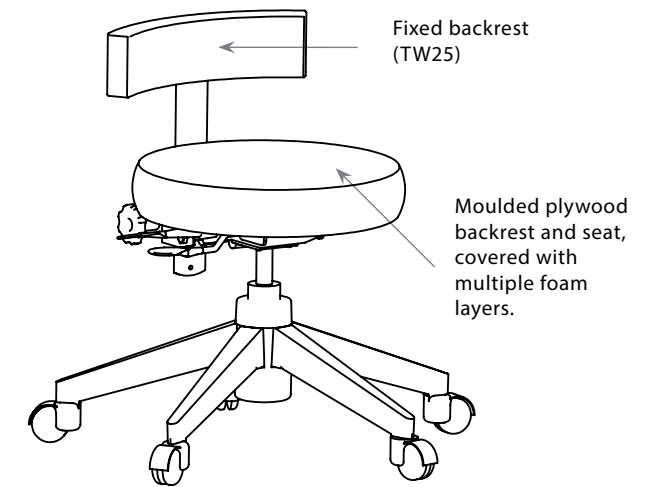
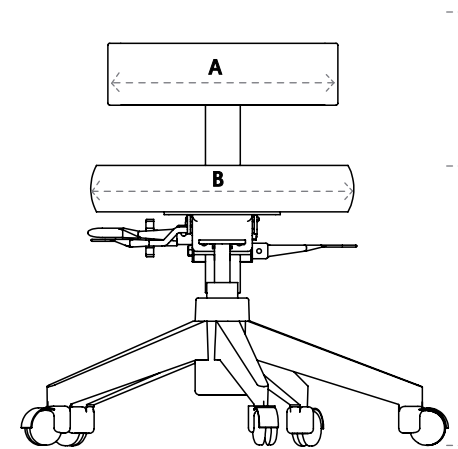


Pairing device  
(ND for model  
40-42-80-82)  
Add \$ 10  
(unit)

### CODIFICATION

DE30	N	S	Hue Black
Model	Base color	Option	Fabric



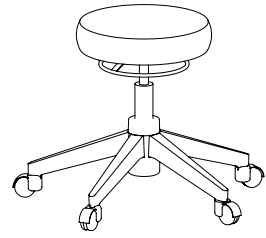


DIMENSIONS (inches)

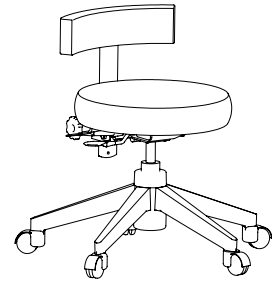
	A Backrest width	B Seat width	C Backrest height from seat	D Seat height from floor	E Functional seat depth	F Overall depth	Fabric (yds)	Leather (ft <sup>2</sup> )	Weight (lbs)	Cubic (ft <sup>3</sup> )
TW15	N/A	15 1/4	N/A	17 1/4 - 22 1/2	15 1/4	24	0,7	13	20	13.51
TW25	14	15 1/4	10 1/4	17 1/4 - 22 1/2	15 1/4	24	0,7	13	30	13.51

# TWIX

STOOL



TW15



TW25

MODEL	CODE	MECHANISM	APPLICATION	Com/Col							Leather	
				A	1	2	3	4	5	6		7
TW15												
No backrest	TW15N*PN	Swivel	Stool	364	383	402	421	440	479	517	556	726
TW25												
Fixed back	TW25N*PN	Swivel	Stool	520	545	570	595	619	670	720	770	1000
Ratchet back	TW25N*P2	Task	Stool	545	570	595	620	644	695	745	795	1025

## OPTIONS

OTHERS



**N**  
Black base  
Add \$ 0



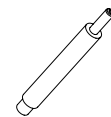
**C**  
Chrome base  
Add \$ 107



**SW**  
Hard floorcaster  
Add \$ 20



**F**  
Foot ring  
Add \$ 142



8" or 10" gaz lift  
Add \$ 65

## CODIFICATION

TW15	N	*	PN	SW	Hue Black
Model	Base color	Armrest	Mechanism	Option	Fabric

# TERMS AND CONDITIONS OF SALE

## PRICES

All prices are subject to change without notice. Invoiced prices are based on current list prices at the time of order entry. List prices do not include taxes, storage, insurance charges or installation.

## TERMS

Conditions of payment are 1 %, 10 days and net 30 days. Delinquent accounts are subject to a 1.5% per month charge or the largest amount permitted by law, whichever is less. Rouillard reserves the right to delay or cancel any shipment for delinquent accounts as well as refuse any order from a dealer whose account is delinquent. Where credit terms have not been established, payment in full must be received at time of order placement.

## ORDER CONFIRMATION

All orders are confirmed by Rouillard with an acknowledgment prior to production. Rouillard manufactures, delivers and invoices based on the information on the Order Confirmation. The Order Confirmation, together with these Terms and Conditions, is intended as a complete, exclusive and final statement of the terms and conditions of agreement between Rouillard and the purchaser.

## ORDER PLACEMENT

Rouillard requires all orders to be in writing to avoid any error or duplications. Telephone or verbal orders are not accepted.

**CHANGE AND/OR CANCELLATION** of orders may not be changed or cancelled by the purchaser without the written consent of Rouillard. A cancellation or restocking charge, up to the total value of the order is applicable on orders being cancelled or changed.

## SHIPMENT DEFERRED AND STORAGE

If you or your customer is unwilling or unable to accept delivery when the order is ready for shipment, Rouillard will transfer the product to storage. If the customer does not designate a storage site, Rouillard will transfer the goods to an appropriate location. Upon transferring to storage, goods are deemed to be delivered and we reserve the right to invoice as of that date and to store merchandise at the client's. The dealer will be billed for storage of the product.

## DAMAGE RESPONSIBILITY

Rouillard inspects all goods and packaging at the factory, before shipping. The responsibility of Rouillard regarding damage stops when goods are loaded in the carrier vehicle and title is passed to the purchaser at that time.

## SHIPMENT DAMAGE CLAIMS

All Rouillard's products are carefully inspected prior to shipping and are packaged according to ISO 9001:2000 standards. Rouillard is not responsible for damage to goods which may occur in transit or storage.

Any damage or shortage must be noted on the bill of lading and it is the purchaser's responsibility to inform Rouillard. The receiver does not have the right to refuse receipt of the goods as title has already been changed. All packaging must be retained and available for inspection and the goods must be left at the original delivery point. Carrier liability ceases after 5 working days and neither Rouillard nor the carrier will be responsible for concealed damage if shipments are left unopened.

## MISCELLANEOUS CLAIMS

Claims against Rouillard, other than valid warranty claims, must be made in writing, within 5 days after delivery. Failure to make a written claim against Rouillard within 5 working days will constitute acceptance of the goods and a waiver of any shortage, errors or other claims.

## WARRANTY

Rouillard warrants all products for 10 years with exception of fabric and leather (that are 1 year), 5 years for gas cylinder, plastic components, tables, armrest, 24 / Plus Collection chairs. Rouillard will repair any defect which occurred in production; replace any faulty parts or components with comparable product and correct any flaw resulting from normal use of the product, free of charge. This warranty does not apply to damage made in shipment or storage or resulting from accident, misuse, alteration, tampering, negligence abuse or use in severe weather conditions. The modification, alteration or substitution of component, assemblies or any product other than those supplied by Rouillard, without prior written authorization from Rouillard, shall void this warranty.

# TERMS AND CONDITIONS OF SALE

## OPTIONS AND SPECIFICATIONS

Specifications and options are subject to change without prior notice.

## GOVERNING LAW

All orders and purchases of Rouillard's products shall be governed in all respect by the laws of the Province of Quebec.

This warranty is the customer's sole remedy for product defect and Rouillard will not consider any other agreement that could be used as a warranty or as an interpretation of Rouillard's warranty. This warranty does not apply to incidental, economic or exemplary damage arising from any product defect.

To obtain benefit of this warranty, a written claim must be made to Rouillard, including description of the merchandise, claimed defect, and proof of delivery.

## RETURNS

No return of goods will be accepted without written consent must have a RGA # and shipping instructions from Rouillard. Approved returns, for reasons other than valid warranty claims, will be subject to shipping, handling and substantial restocking and restoration charges.

## OFFICE AND FACTORY

Les Industries Rouillard Inc.  
363, boul. des Chutes  
Québec (Québec) Canada  
G1E 3G1

Telephone : 1 418 663-1411  
1 855 459-1954  
Fax : 1 418 666-9619  
Web Site : [www.rouillard.ca](http://www.rouillard.ca)  
E-Mail : [info@rouillard.ca](mailto:info@rouillard.ca)

## ORDER

[order.entry@rouillard.ca](mailto:order.entry@rouillard.ca)

## SOCIAL MEDIA

