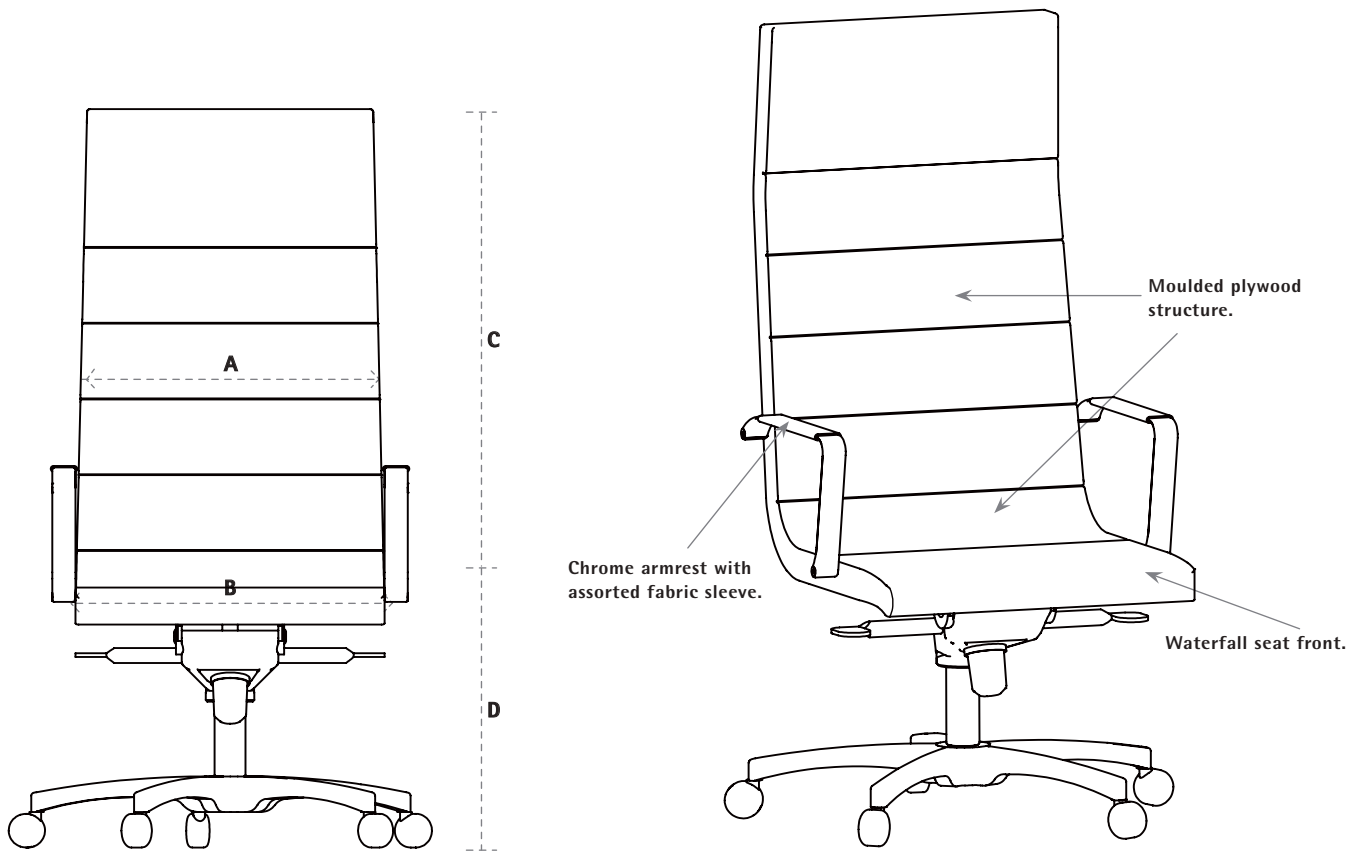


CLASSIC


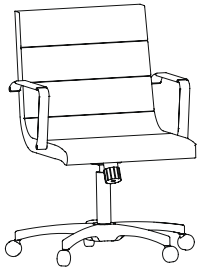


DIMENSION (inches)

	A	B	C	D	E	F	Fabric*	Leather*	Weight	Cubic
	Backrest width	Seat width	Backrest height from seat	Seat height from floor	Functional seat depth	Overall depth	(yds)	(ft ²)	(lbs)	(ft ³)
CX50	19 1/2	20 1/2	20	17 1/2-22	17 1/2	26	1,5	28	54	16,77
CX92	19 1/2	20 1/2	29	17 1/2-22	17 1/2	26	1,8	32	59	21,83
CX53	19 1/2	20 1/2	20	17 1/2	17 1/2	25	1,5	28	54	16,77
CX93	19 1/2	20 1/2	29	17 1/2	17 1/2	25	1,8	32	59	21,83
CX11	N/A	20 1/2	N/A	17 1/2	17 1/2	21	0,85	15	20	16,77

CLASSIC

CHAIR



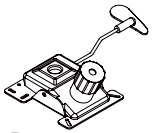
CX50

CX92

MODEL	CODE	MECHANISM	APPLICATION	Com/Col							Leather	
				A	1	2	3	4	5	6		7
Mid-back												
CX50												
Fixed back	CX50N-P5	Swivel-tilt	Executive	826	868	910	952	994	1078	1162	1246	1625
Fixed back	CX50N-PD	Knee-tilt	Executive	926	968	1010	1052	1094	1178	1262	1346	1725
High-back												
CX92												
Fixed back	CX92N-PD	Knee-tilt	Executive	972	1023	1073	1123	1174	1274	1375	1476	1907
OPTION												
● Sleeve on W-arm: only available in vinyl or leather				57	70	81	93	105	128	153	178	215
▲ C Fixed upholstered arm				267	290	312	334	357	401	446	491	658

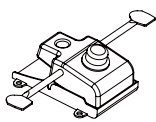
Prices above do not include arms

MECHANISMS (see p. 4-5)



P5

Swivel-tilt

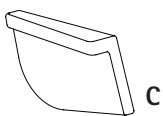


PD

Knee-tilt

OPTIONS

FIXED ARM (see p. 6-7)



C

▲ ADD: Price by grade



Sleeve

● ADD: Price by grade



W

ADD \$ 146
WN: black
WP: platinum
WC: chrome

OTHERS



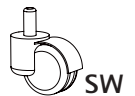
Black base

ADD \$ 0



Chrome base

ADD \$ 102



Hard floor casters

ADD \$ 19

CODIFICATION

CX50	N	K	P5	SW	Hue Black
-------------	----------	----------	-----------	-----------	------------------

Model

Base color

Armrest

Mechanism

Option

Fabric

CLASSIC

LOUNGE



CX53

CX93

CX11

MODEL	CODE	BASE	APPLICATION	Com/Col		PRICE / Grade								
				A	1	2	3	4	5	6	7	Leather		
Mid-back CX53														
Fixed back	CX53C-P4	Chrome, four legs	Lounge	1034	1075	1117	1159	1201	1285	1369	1453	1874		
High-back CX93														
Fixed back	CX93C-P4	Chrome, four legs	Lounge	1079	1130	1180	1230	1281	1381	1482	1583	2055		
Ottoman CX11														
	CX11CP0	Chrome, four legs	Lounge	587	605	623	642	660	696	733	769	979		

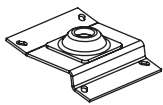
OPTION

- Sleeve on W-arm: only available in vinyl or leather
- ▲ C Fixed upholstered arm

57	70	81	93	105	128	153	178	215
267	290	312	334	357	401	446	491	658

Prices above do not include arms

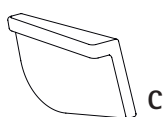
MECHANISMS (see p. 4-5)



P4

OPTIONS

FIXED ARM (see p. 6-7)



C



Sleeve



W

▲ ADD: Price by grade

● ADD: Price by grade

ADD \$ 146
WN: black
WP: platinum
WC: chrome

CODIFICATION

CX93	C	K	P4		Hue Black
Model	Base color	Armrest	Mechanism	Option	Fabric