

EVA

EW32MN

LOUNGE TWO-SEATER



(B) WOOD

(M) FOAM

(A) STEEL 

(T) FABRIC / VINYL / LEATHER



ROUILLARD

363 boul. des Chutes Québec

(Québec) Canada G1E 3G1

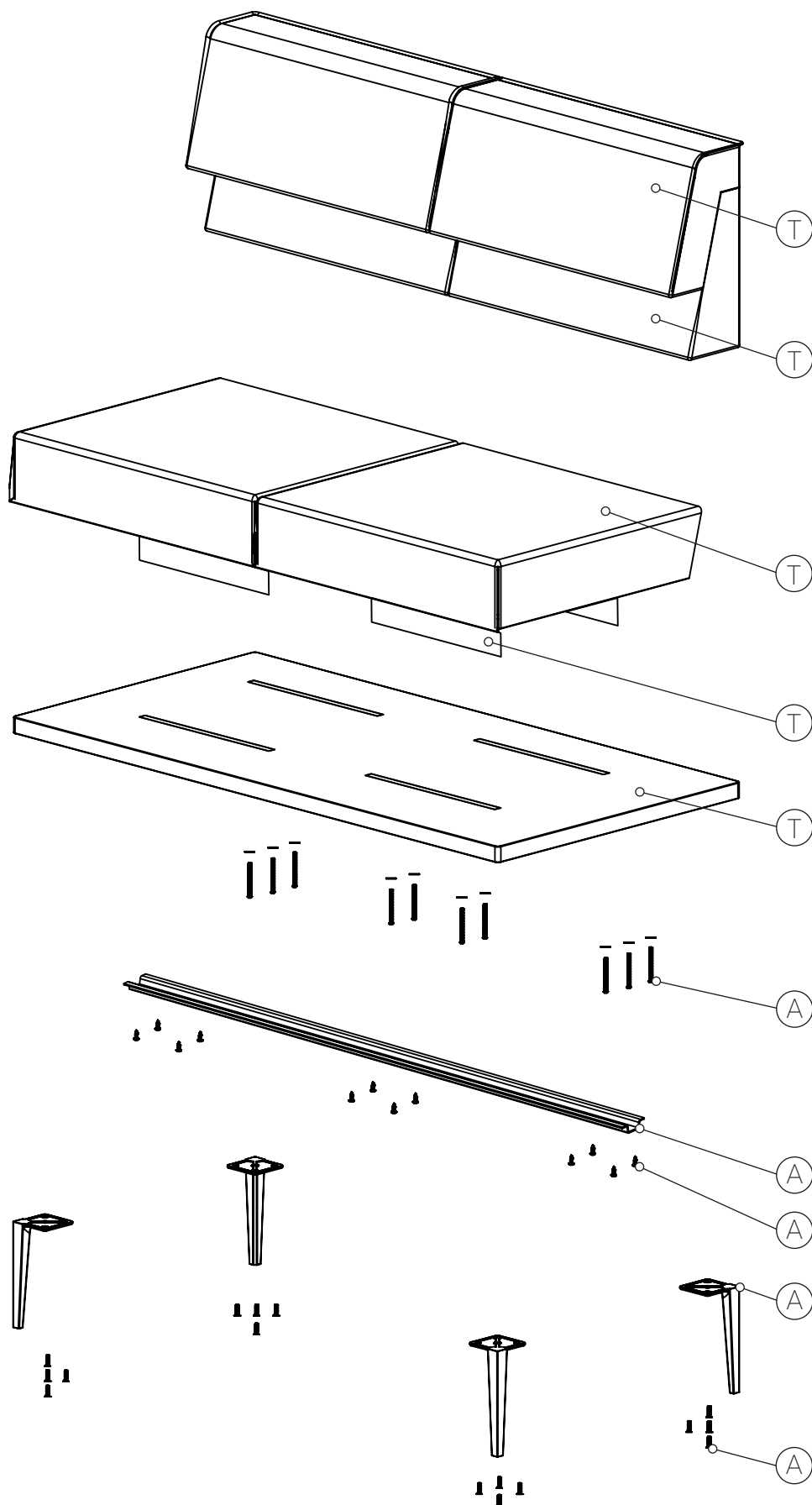
418 663-1411 | 1 800 661-1411

www.rouillard.ca

EVA

EW32MN

LOUNGE TWO-SEATER
EXTERNAL COMPONENTS



(B) WOOD

(M) FOAM

(A) STEEL 

(T) FABRIC / VINYL / LEATHER



ROUILLARD

363 boul. des Chutes Québec
(Québec) Canada G1E 3G1
418 663-1411 | 1 800 661-1411
www.rouillard.ca

EVA

EW32MN


LOUNGE TWO-SEATER
INTERNAL COMPONENTS

(B) WOOD

(M) FOAM

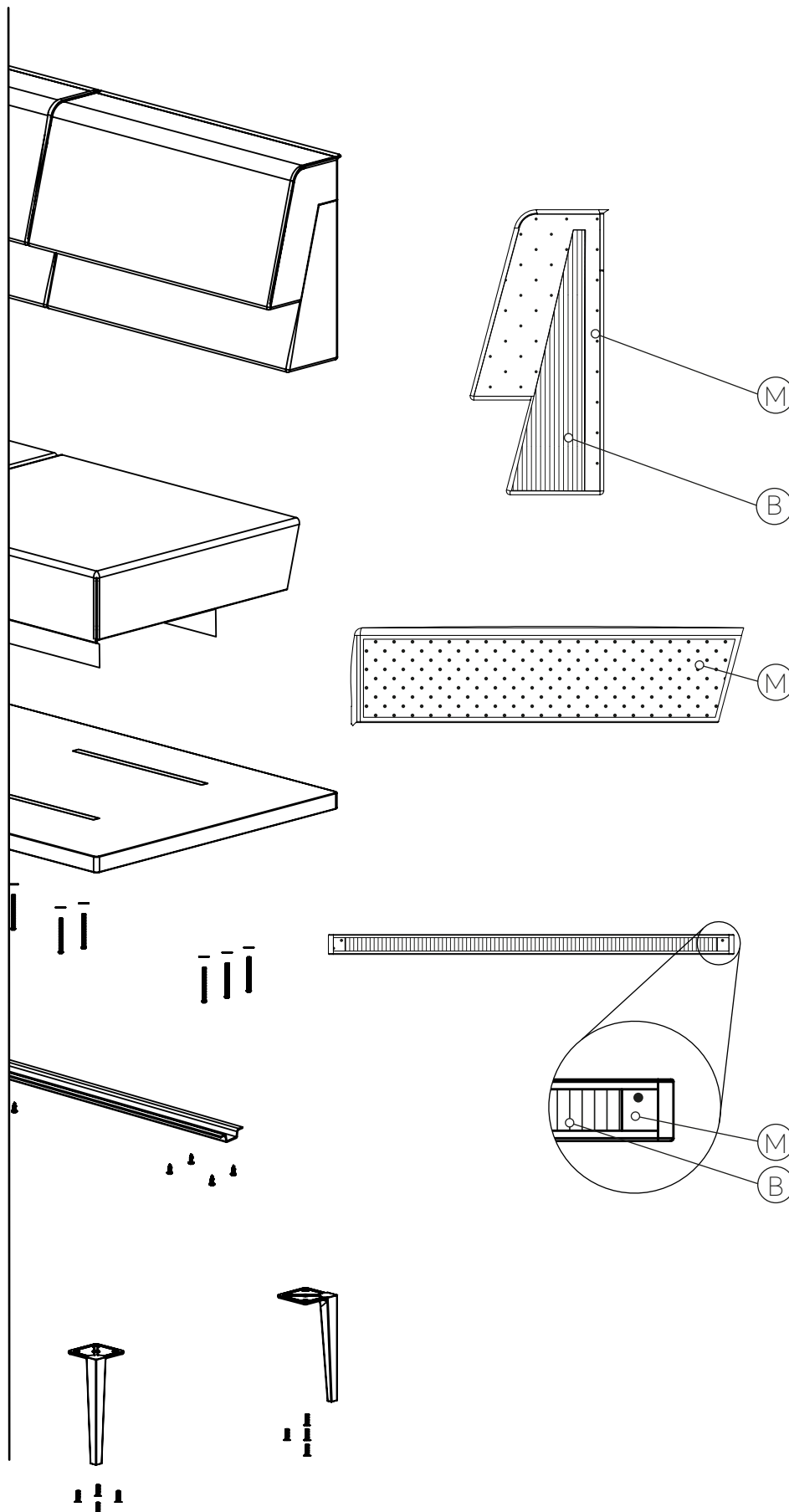
(A) STEEL 

(T) FABRIC / VINYL / LEATHER



ROUILLARD

363 boul. des Chutes Québec
(Québec) Canada G1E 3G1
418 663-1411 | 1 800 661-1411
www.rouillard.ca



LOUNGE

EVA represents this category due to the following reasons:

- Contains a majority of components, which are common to Rouillard Lounge seating
- Has a structural body and material mix that is common among the Lounge series and allows flexibility and interchangeability among components
- Is one of the top sellers.
- In general, our Lounge products share similar characteristics in terms of appearance, dimensions and material mix . They can be customized by selecting different types of upholstery materials and options. Please refer to our online catalog for all options available.

PRODUCT NAME	PRIMARY CONSTRUCTION TYPE
CLASSIC	Backrest and seat: Curved wooden shell, steel assembly hardware, upholstered, cross steel base
EMA Lounge chair	Backrest and seat: Curved wooden shell, upholstered, tubular steel frame (4-legged) or wooden base
BLOK	MDF wooden frame, steel assembly hardware, steel leg, fully upholstered
CAMPUS	Backrest: Curved wooden shell, MDF wooden seat, steel assembly hardware, steel leg, fully upholstered
EMA 2-3 place seater	Particleboard frame, steel assembly hardware, steel or wooden legs, fully upholstered
GEO	MDF wooden frame, plastic glides, fully upholstered
HUG	Backrest : Curved wooden shell, MDF wooden seat, steel assembly hardware, fully upholstered, steel monopod base or wooden base
POD	MDF wooden frame, steel assembly part, steel assembly hardware, steel leg, fully upholstered
SOLO	Backrest: Curved wooden shell, MDF wooden seat, steel assembly hardware, fully upholstered, steel or wooden base

PRODUCT NAME	PRIMARY CONSTRUCTION TYPE
TULIP	Backrest: Tubular steel frame, MDF wooden seat, steel assembly hardware, fully upholstered, steel legs
ZETTI	Backrest and seat: Curved wooden shell, steel assembly hardware, upholstered, cross steel base, tubular steel sled base
COAST	Particleboard seat, tubular steel backrest, steel assembly hardware, steel or wooden leg, fully upholstered
BILY	Tubular steel frame, curved plywood seat, steel assembly hardware, fully upholstered, steel legs
EVA	Wood veneer frame, steel assembly hardware, steel leg, fully upholstered
MOOV	Wooden frame, steel assembly hardware fully upholstered
ORA	Backrest and seat: Wooden frame, upholstered, plastic glides or casters

Please note, that each product series has different product model codes due to configurability of parts and therefore the total number of products within each series can vary.

ROUILLARD

363 boul. des Chutes Québec
 (Québec) Canada G1E 3G1
 418 663-1411 | 1 800 661-1411
www.rouillard.ca